



**DEPARTMENT OF HEALTH CARE ACCESS AND INFORMATION  
OFFICE OF STATEWIDE HOSPITAL PLANNING AND DEVELOPMENT**

**APPLICATION FOR HCAI SPECIAL SEISMIC  
CERTIFICATION PREAPPROVAL (OSP)**

OFFICE USE ONLY

**APPLICATION #: OSP-0735**

**HCAI Special Seismic Certification Preapproval (OSP)**

Type:  New  Renewal

**Manufacturer Information**

Manufacturer: GE Healthcare

Manufacturer's Technical Representative: Tom Farnow

Mailing Address: 3000 N. Grandview Blvd, Waukesha, WI 531881696

Telephone: (888) 406-1101

Email: Tom.Farnow@gehcseismic.com

**Product Information**

Product Name: Revolution Ascend Family

Product Model Number(s): See Attachment 1

Product Category: CT Systems

Product Sub-Category: NA

General Description: Multiple-component medical diagnostic imaging system. Special Seismic Certification is limited to components of the systems identified in Attachment 1 for functions related to Computed Tomography (CT) diagnostic imaging services.

Mounting Description: Base Mounted Rigid -

Tested Seismic Enhancements: Seismic enhancements made to the test units and/or modifications required to address anomalies during the tests shall be incorporated into the production units.

**Applicant Information**

Applicant Company Name: EASE LLC

Contact Person: Jonathan Roberson

Mailing Address: 5877 Pine Ave. Suite 210, Chino Hills, CA 91709

Telephone: (909) 606-7622

Email: jon@easeco.com

Title: Principal Engineer





**DEPARTMENT OF HEALTH CARE ACCESS AND INFORMATION  
OFFICE OF STATEWIDE HOSPITAL PLANNING AND DEVELOPMENT**

**California Licensed Structural Engineer Responsible for the Engineering and Test Report(s)**

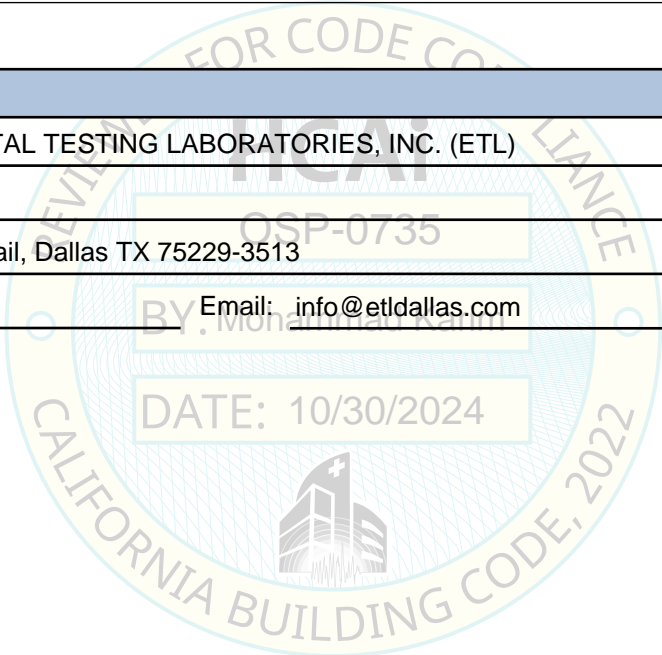
Company Name: EASE LLC  
Name: Jonathan Roberson California License Number: S4197  
Mailing Address: 5877 Pine Ave., Suite 210, Chino Hills, CA 91709  
Telephone: (951) 295-1892 Email: jon@EASECo.com

**Certification Method**

GR-63-Core       ICC-ES AC156       IEEE 344       IEEE 693       NEBS 3  
 Other (Please Specify): \_\_\_\_\_

**Testing Laboratory**

Company Name: ENVIRONMENTAL TESTING LABORATORIES, INC. (ETL)  
Contact Person: Jeremy Lange  
Mailing Address: 11034 Indian Trail, Dallas TX 75229-3513  
Telephone: (972) 247-9657 Email: info@etldallas.com



*"A healthier California where all receive equitable, affordable, and quality health care"*



**STATE OF CALIFORNIA – HEALTH AND HUMAN SERVICES AGENCY**



**DEPARTMENT OF HEALTH CARE ACCESS AND INFORMATION  
OFFICE OF STATEWIDE HOSPITAL PLANNING AND DEVELOPMENT**

**Seismic Parameters**

Design Basis of Equipment or Components ( $F_p/W_p$ ) = See Attachment 1

SDS (Design spectral response acceleration at short period, g) = 2.0 at z/h = 1; 2.5 at z/h = 0

$a_p$  (Amplification factor) = See Attachment 1

$R_p$  (Response modification factor) = See Attachment 1

$\Omega_0$  (System overstrength factor) = 2.0

$I_p$  (Importance factor) = 1.5

z/h (Height ratio factor) = 1 and 0

Natural frequencies (Hz) = See Attachment

Overall dimensions and weight = See Attachment

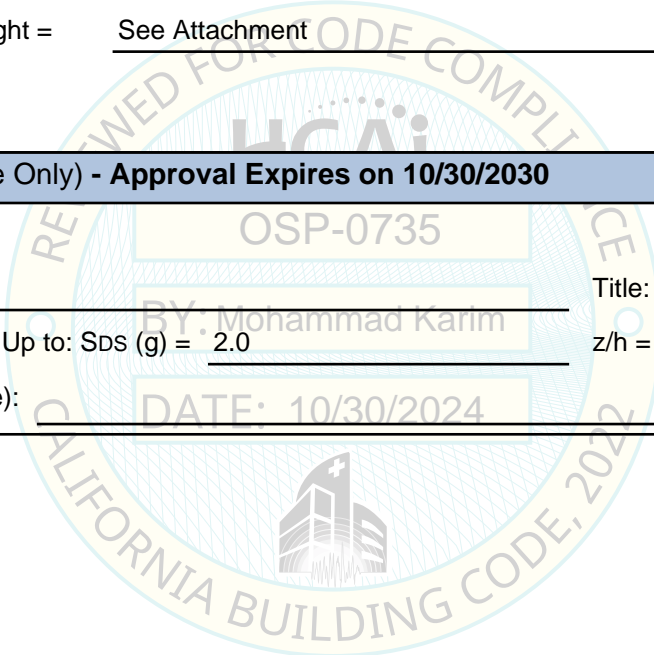
**HCAI Approval (For Office Use Only) - Approval Expires on 10/30/2030**

Date: 10/30/2024

Name: Mohammad Karim Title: Supervisor, Health Facilities

Special Seismic Certification Valid Up to: SDS (g) = 2.0 z/h = 1

Condition of Approval (if applicable): DATE: 10/30/2024



**ATTACHMENT 1: SEISMIC CERTIFIED COMPONENTS**

ATTACHMENT PAGE | 1 OF 2

**TABLE 1:**

Manufacturer		GE HEALTHCARE							S <sub>DS</sub> = 2.0 at z/h = 1			
System		Revolution Ascend; Revolution Ascend Elite; Revolution Ascend Plus; Revolution Ascend Select <sup>[2]</sup>							S <sub>DS</sub> = 2.5 at z/h = 0			
COMPONENT	MODEL NUMBER	APPROX. DIMENSIONS [IN]			MAX. WT. [LB]	MOUNT	BASIS <sup>[1]</sup>	F <sub>P</sub> /W <sub>P</sub>	a <sub>P</sub>	R <sub>P</sub>	Ω <sub>0</sub>	
		W	D	H								
<b>GANTRIES <sup>[3]</sup></b>												
Revolution Ascend Gantry	6969000-300	84.6	40.8	75.8	3979	Rigid Base	UUT-2201-1	2.40	1	1 ½	2	
Revolution Ascend Gantry	6969000-200	84.6	40.8	75.8	3979	Rigid Base	SAME	2.40	1	1 ½	2	
Revolution Ascend Gantry	6969000-100	84.6	40.8	75.8	3979	Rigid Base	SAME	2.40	1	1 ½	2	
Revolution Ascend Elite Gantry	6967000-100	84.6	40.8	75.8	3979	Rigid Base	INT	2.40	1	1 ½	2	
Revolution Ascend Elite Gantry	6967000-200	84.6	40.8	75.8	3979	Rigid Base	INT	2.40	1	1 ½	2	
Revolution Ascend Elite Gantry	6967000-300	84.6	40.8	75.8	3979	Rigid Base	INT	2.40	1	1 ½	2	
Revolution Ascend Plus Gantry	6966000-100	84.6	40.8	75.8	3979	Rigid Base	INT	2.40	1	1 ½	2	
Revolution Ascend Plus Gantry	6966000-200	84.6	40.8	75.8	3979	Rigid Base	INT	2.40	1	1 ½	2	
Revolution Ascend Plus Gantry	6966000-300	84.6	40.8	75.8	3979	Rigid Base	INT	2.40	1	1 ½	2	
Revolution Ascend Select Gantry	6965000-100	84.6	40.8	75.8	3979	Rigid Base	INT	2.40	1	1 ½	2	
Revolution Ascend Select Gantry	6965000-200	84.6	40.8	75.8	3979	Rigid Base	INT	2.40	1	1 ½	2	
Revolution Ascend Select Gantry	6965000-300	84.6	40.8	75.8	3979	Rigid Base	INT	2.40	1	1 ½	2	
<i>Revolution EVO Gantry</i>	<i>5454001-60</i>	<i>80.7</i>	<i>40.9</i>	<i>76.3</i>	<i>4012</i>	<i>Rigid Base</i>	<i>UUT-1433-1</i>	<i>2.40</i>	<i>1</i>	<i>1 ½</i>	<i>2</i>	
<b>PATIENT TABLES <sup>[4]</sup></b>												
GT1700V	5122080-11	25.6	93.3	19.2 - 41.2	1059 <sup>[5]</sup>	Rigid Base	UUT-1126-2	2.40	1	1 ½	2	
GT1700V	5122080-12	25.6	93.3	19.2 - 41.2	1059	Rigid Base	SAME	2.40	1	1 ½	2	
GT2000X	5380966	25.6	114.5	18.3 - 41.3	1258	Rigid Base	INT	2.40	1	1 ½	2	
GT2000	5121647-3	25.6	114.5	18.3 - 41.3	1146 <sup>[6]</sup>	Rigid Base	UUT-1408-4	2.40	1	1 ½	2	
GT2000	5121647-4	25.6	114.5	18.3 - 41.3	1146	Rigid Base	SAME	2.40	1	1 ½	2	
NG1700 Elite Standard Table	5989000	25.6	118.3-179.7	19.5 - 41.2	1209 <sup>[9]</sup>	Rigid Base	UUT-2309-1A	2.40	1	1 ½	2	
NG2000 Elite Heavy Table	5979000	25.6	135.1-210.2	19.5 - 41.2	1315 <sup>[10]</sup>	Rigid Base	UUT-2309-2	2.40	1	1 ½	2	


Table continues next page.


**ATTACHMENT 1: SEISMIC CERTIFIED COMPONENTS**


**TABLE 1:**


<b>CONSOLES [7]</b>											
Operator Console – Standalone	5940104-31	23.6	25.6	21.0	132	Rigid Base	UUT-2201-2	1.44	1	2 ½	2
Operator Console – Standalone	5940104-21	23.6	25.6	21.0	132	Rigid Base	SAME	1.44	1	2 ½	2
Operator Console – Standalone	5940104-11	23.6	25.6	21.0	132	Rigid Base	SAME	1.44	1	2 ½	2
Operator Console – Standalone II	5940104-12	23.6	25.6	21.0	130	Rigid Base	UUT-2416-1	1.44	1	2 ½	2
Operator Console – Standalone II	5940104-22	23.6	25.6	21.0	130	Rigid Base	SAME	1.44	1	2 ½	2
<b>POWER DISTRIBUTION (PDU) [8]</b>											
Power Distribution Unit	2326492-80	27.6	21.7	41.8	841	Rigid Base	UUT-1126-3	1.44	1	2 ½	2
Power Distribution Unit	2326492-81	27.6	21.7	41.8	841	Rigid Base	SAME	1.44	1	2 ½	2
Power Distribution Unit	2326492-31	27.6	21.7	41.8	816	Rigid Base	UUT-2309-3	1.44	1	2 ½	2
Mount	<b>RIGID BASE:</b> free-standing, base-mounted configuration with the component rigidly attached to a supporting structure and no lateral support above the base.										
Notes	<p>1. BASIS:</p> <ul style="list-style-type: none"> <li>• UUT-####-#: Indicates that a test specimen matching these characteristics was tested as part of this testing program.</li> <li>• INT (Interpolate or extrapolate): Indicates model that was not specifically tested, and for which seismic qualification was established through evaluation of testing of similar models in the product line.</li> <li>• SAME: Indicates model is physically, mechanically &amp; electrically the same as test specimen. Differences are limited to color, software, and/or identification number.</li> </ul> <p>2. All listed systems require system seismic kit 5881922 (Commercial Catalog B77162RE).</p> <p>3. Gantries are qualified with 4 or 8 anchors and require the use of seismic kit 5881922 (Commercial Catalog B77162RE).</p> <p>4. Patient Tables require the use of seismic kit 5881922 (Commercial Catalog B77162RE).</p> <p>5. <i>Patient Table (GT1700V) weight does not include 350 LB patient load present during testing.</i></p> <p>6. <i>Patient Table (GT2000) weight does not include 550 LB patient load present during testing.</i></p> <p>7. Operator consoles require the use of seismic kit 5881922 (Commercial Catalog B77162RE).</p> <p>8. Power Distribution Units require the use of seismic mounting bracket P/N 2354563-2.</p> <p>9. Patient Table (NG1700 Elite) weight includes footswitch but excludes 500 lb. patient load present during test.</p> <p>10. Patient Table (NG2000 Elite) weight includes footswitch but excludes 544 lb. patient load present during test</p> <p>11. <i>Gray italic formatting indicates unit is not a component of system and used as basis for seismic qualification only.</i></p>										




<b>UUT-1126-2 GT1700V Patient Table</b>						
<b>MANUFACTURER:</b> GE Hangwei Medical Systems Co., LTD						
<b>IDENTIFICATION:</b> Model No.: 5122080-11						
<b>DESCRIPTION:</b> Component of the Optima CT660 System included as basis for components of Revolution Ascend CT System  350 lb. simulated patient load (not included in tabulated weight).  Unit requires the use of Seismic Kit 5881922 which contains mounting hardware assemblies.						
<b>MOUNTING:</b> <u>Rigid Base:</u> mounted using (4) – 5/8" dia. hex head bolts to interface plate.						
DIMENSIONS [in]				LOWEST RESONANT FREQUENCY [Hz]		
Width	Depth	Height	Weight [lb]	Transverse-Axis	Longitudinal-Axis	Vertical-Axis
25.6	93.3	36	1059	3.9	15.2	14.2
ICC-ES AC156 SHAKE TABLE TEST PARAMETERS						CODE: 2022 CBC
S <sub>DS</sub> [g]	z/h	I <sub>p</sub>	A <sub>FLX-H</sub> [g]	A <sub>RIG-H</sub> [g]	A <sub>FLX-V</sub> [g]	A <sub>RIG-V</sub> [g]
2.0 2.6	1.0 0.0	1.5	3.20	2.40	1.74	0.70
Unit satisfied AC156 requirements for structural integrity and manufacturer requirements for functionality after AC156 test.						


<b>UUT-1126-3 Power Distribution Unit (PDU)</b>						
<b>MANUFACTURER:</b> GE Hangwei Medical Systems Co., LTD						
<b>IDENTIFICATION:</b> Model No.: 2326492-80 Serial No.: 270337HM9						
<b>DESCRIPTION:</b> Component of the Optima CT660 System included as basis for component of Revolution Ascend CT System						
<b>MOUNTING:</b> <u>Rigid Base (Floor) mounted using:</u> (2) – 3/8" dia. ASTM A574 Socket Head Cap Screws w/ washer through each GE mounting bracket to floor plate. (4 anchors total) <u>GE mounting assembly including:</u> (2) – Seismic Bracket (P/N 2354563-2) Each bracket mounted to cabinet w/: (2) – M10 x 25mm Class 12.9 bolt (Torque= 38.4 N-m) (2) – M10 Lock Washer (P/N 2203-M10-07) (2) – M10 Flat Washer (P/N 2000-M10-03)						
DIMENSIONS [in]				LOWEST RESONANT FREQUENCY [Hz]		
Width	Depth	Height	Weight [lb]	F/B (X) - Axis	S/S (Y) - Axis	Vert (Z) - Axis
27.6	21.7	41.8	841	20.4	20.6	13.8
ICC-ES AC156 SHAKE TABLE TEST PARAMETERS						CODE: 2022 CBC
S <sub>DS</sub> [g]	z/h	I <sub>p</sub>	A <sub>FLX-H</sub> [g]	A <sub>RIG-H</sub> [g]	A <sub>FLX-V</sub> [g]	A <sub>RIG-V</sub> [g]
2.0 2.5	1.0 0.0	1.5	3.20	2.40	1.68	0.68
Unit satisfied AC156 requirements for structural integrity and manufacturer requirements for functionality after AC156 test.						

<b>UUT-1408-4 GT2000 Patient Table</b>						
<b>MANUFACTURER:</b> GE Hangwei Medical Systems CO. LTD.						
<b>IDENTIFICATION:</b> Model No.: 5121647-3						
<b>DESCRIPTION:</b> Component of the LightSpeed VCT System included as basis for components of Revolution Ascend CT System  550 lb. simulated patient load (not included in tabulated weight).  Unit requires the use of Seismic Kit 5881922 which contains mounting hardware assemblies.						
<b>MOUNTING:</b> <u>Rigid Base:</u> (4) – 5/8" dia GR 8 hex head bolts w/ GEHC supplied patient table foot assembly.						
DIMENSIONS [in]				LOWEST RESONANT FREQUENCY [Hz]		
Width	Depth	Height	Weight [lb]	Transverse-Axis	Longitudinal-Axis	Vertical-Axis
25.6	114.5	35.5	1146	2.7	7.1	5.7
ICC-ES AC156 SHAKE TABLE TEST PARAMETERS						CODE: 2022 CBC
S <sub>Ds</sub> [g]	z/h	I <sub>p</sub>	A <sub>FLX-H</sub> [g]	A <sub>RIG-H</sub> [g]	A <sub>FLX-V</sub> [g]	A <sub>RIG-V</sub> [g]
2.0 2.5	1 0	1.5	3.20	2.40	1.68	0.68
Unit satisfied AC156 requirements for structural integrity and manufacturer requirements for functionality after AC156 test.						


<b>UUT-2201-1 Revolution Ascend Gantry</b>						
<b>MANUFACTURER:</b> GE Healthcare Japan Corporation						
<b>IDENTIFICATION:</b> Model No.: 6969000-300 Serial No.: NG004						
<b>DESCRIPTION:</b> Component of Revolution Ascend CT System  Contains modification that will be included in standard production units.  Unit requires the use of Seismic Kit 5881922 which contains mounting hardware assemblies.						
<b>MOUNTING:</b> <u>Rigid Base:</u> mounted using (4) or (8) – 5/8" dia GR 8 hex head bolts w/ GEHC supplied mounting hardware assemblies.						
DIMENSIONS [in]				LOWEST RESONANT FREQUENCY [Hz]		
Width	Depth	Height	Weight [lb]	S/S (X) - Axis	F/B (Y) - Axis	Vert (Z) - Axis
84.6	40.8	75.8	3979	9.00	6.22	8.99
ICC-ES AC156 SHAKE TABLE TEST PARAMETERS						CODE: 2022 CBC
S <sub>Ds</sub> [g]	z/h	I <sub>p</sub>	A <sub>FLX-H</sub> [g]	A <sub>RIG-H</sub> [g]	A <sub>FLX-V</sub> [g]	A <sub>RIG-V</sub> [g]
2.0 2.5	1 0	1.5	3.20	2.40	1.68	0.68
Unit satisfied AC156 requirements for structural integrity and manufacturer requirements for functionality after AC156 test.						




<b>UUT-2201-2 Operator Console - Standalone</b>						
<b>MANUFACTURER:</b> GE Healthcare Japan Corporation						
<b>IDENTIFICATION:</b> Model No.: 5940104-31 Serial No.: SACENG002						
<b>DESCRIPTION:</b> Component of Revolution Ascend CT System  <u>Includes:</u> HP Z8 G4 Workstation (ID No.: 5809620-7 Serial No.: 4CV907WMT2) GE Healthcare Power Box (ID No.: 5808401-2 Serial No.: DW2003029)  Unit requires the use of Seismic Kit 5881922 which contains mounting bracket hardware.						
<b>MOUNTING:</b> <u>Rigid Base:</u> mounted using (3) – 3/8" dia. hex head bolts to interface plate.						
DIMENSIONS [in]				LOWEST RESONANT FREQUENCY [Hz]		
Width	Depth	Height	Weight [lb]	S/S (X) - Axis	F/B (Y) - Axis	Vert (Z) - Axis
23.6	25.6	21.0	132	24.62	31.57	20.89
ICC-ES AC156 SHAKE TABLE TEST PARAMETERS						CODE: 2022 CBC
S <sub>Ds</sub> [g]	z/h	I <sub>p</sub>	A <sub>FLX-H</sub> [g]	A <sub>RIg-H</sub> [g]	A <sub>FLX-V</sub> [g]	A <sub>RIg-V</sub> [g]
2.0 2.5	1 0	1.5	3.20	2.40	1.68	0.68
Unit satisfied AC156 requirements for structural integrity and manufacturer requirements for functionality after AC156 test.						


<b>UUT-2309-1A NG1700 Elite Standard Table</b>						
<b>MANUFACTURER:</b> GE Hangwei Medical Systems CO. LTD.						
<b>IDENTIFICATION:</b> Model No.: 5989000 Serial No.: 755251HM6						
<b>DESCRIPTION:</b> Component of Revolution Ascend CT System. Unit modified at lab prior to test. Modification shall become part of standard manufactured product. Requires use of system seismic kit B77162RE (5881922) which contains mounting hardware assemblies for table. 500 lb. simulated patient load (not included in tabulated weight).						
<b>MOUNTING:</b> <u>Rigid Base:</u> (6) – 5/8" dia SAE J429 Grade 5 bolts w/ GE supplied patient table foot assembly.						
DIMENSIONS [in]				LOWEST RESONANT FREQUENCY [Hz]		
Width	Depth	Height	Weight [lb]	Longit. (X) - Axis	Transv. (Y) - Axis	Vert (Z) - Axis
25.6	147.5	32.7	1209	11.0	3.5	5.7
ICC-ES AC156 SHAKE TABLE TEST PARAMETERS						CODE: 2022 CBC
S <sub>Ds</sub> [g]	z/h	I <sub>p</sub>	A <sub>FLX-H</sub> [g]	A <sub>RIg-H</sub> [g]	A <sub>FLX-V</sub> [g]	A <sub>RIg-V</sub> [g]
2.0 2.5	1 0	1.5	3.20	2.40	1.68	0.68
Unit satisfied AC156 requirements for structural integrity and manufacturer requirements for functionality after AC156 test.						




<b>UUT-2309-2 NG2000 Elite Heavy Table</b>						
<b>MANUFACTURER:</b> GE Hangwei Medical Systems CO. LTD.						
<b>IDENTIFICATION:</b> Model No.: 5979000 Serial No.: 755250HM8						
<b>DESCRIPTION:</b> Component of Revolution Ascend CT System. Unit modified at lab prior to test. Modification shall become part of standard manufactured product. Requires use of system seismic kit B77162RE (5881922) which contains mounting hardware assemblies for table. 544 lb. simulated patient load (not included in tabulated weight).						
<b>MOUNTING:</b> <u>Rigid Base:</u> (6) – 5/8" dia SAE J429 Grade 5 bolts w/ GE supplied patient table foot assembly.						
DIMENSIONS [in]				LOWEST RESONANT FREQUENCY [Hz]		
Width	Depth	Height	Weight [lb]	Longit. (X) - Axis	Transv. (Y) - Axis	Vert (Z) - Axis
25.6	164.3	32.7		1315	10.2	3.3
ICC-ES AC156 SHAKE TABLE TEST PARAMETERS						
DATE: 10/30/2024				CODE: 2022 CBC		
S <sub>Ds</sub> [g]	z/h	I <sub>p</sub>	A <sub>FLX-H</sub> [g]	A <sub>RIG-H</sub> [g]	A <sub>FLX-V</sub> [g]	A <sub>RIG-V</sub> [g]
2.0	1	1.5	3.20	2.40	1.68	0.68
2.5	0					
Unit satisfied AC156 requirements for structural integrity and manufacturer requirements for functionality after AC156 test.						

<b>UUT-2309-3 Power Distribution Unit (PDU)</b>						
<b>MANUFACTURER:</b> GE Hangwei Medical Systems Co., LTD						
<b>IDENTIFICATION:</b> Model No.: 2326492-31 Serial No.: ENG prototype 006						
<b>DESCRIPTION:</b> Component of Revolution Ascend CT System * Weight includes 22 lb mounting brackets.						
<b>MOUNTING:</b> <u>Rigid Base (Floor) mounted using:</u> (2) – 1/2" dia. SAE J429 Grade 5 bolts w/ washer through each GE mounting bracket to floor plate. (4 anchors total) <u>GE mounting assembly including:</u> (2) – Seismic Bracket (P/N 2354563-2) Each bracket mounted to cabinet w/: (2) – M10 x 25mm Class 12.9 bolt (Torque= 38.4 N-m) (2) – M10 Lock Washer (P/N 2203-M10-07) (2) – M10 Flat Washer (P/N 2000-M10-03)						
DIMENSIONS [in]				LOWEST RESONANT FREQUENCY [Hz]		
Width	Depth	Height	Weight [lb]	F/B (X) - Axis	S/S (Y) - Axis	Vert (Z) - Axis
27.6	21.7	41.8		816 *	19.1	15.1
ICC-ES AC156 SHAKE TABLE TEST PARAMETERS						
DATE: 10/30/2024				CODE: 2022 CBC		
S <sub>Ds</sub> [g]	z/h	I <sub>p</sub>	A <sub>FLX-H</sub> [g]	A <sub>RIG-H</sub> [g]	A <sub>FLX-V</sub> [g]	A <sub>RIG-V</sub> [g]
2.0	1.0	1.5	3.20	2.40	1.68	0.68
2.5	0.0					
Unit satisfied AC156 requirements for structural integrity and manufacturer requirements for functionality after AC156 test.						

**ATTACHMENT 2: TEST SPECIMEN SUMMARY**

<b>UUT-1433-1 REVOLUTION EVO GANTRY</b>						
<b>MANUFACTURER:</b> GE Healthcare						
<b>IDENTIFICATION:</b> Model No. 5454001-60						
<b>DESCRIPTION:</b> System component of the Discovery 610 PET/CT System Larger variant of the Freedom Workspace table w/ (2)-EIZO LCD Monitors mounted to articulated arms  Requires Seismic Kit B7660MY						
<b>MOUNTING:</b> Rigid Base (Floor) mounted using (4) – 5/8" DIA GR 8 bolts w/ GEHC supplied foot assembly to HSS interface frame.						
DIMENSIONS [in]				LOWEST RESONANT FREQUENCY [Hz]		
Width	Depth	Height	Weight [lb]	F/B (X) - Axis	S/S (Y) - Axis	Vert (Z) - Axis
80.7	40.9	76.3	4178	5.5	5.5	7.4
ICC-ES AC156 SHAKE TABLE TEST PARAMETERS						CODE: 2022 CBC
S <sub>Ds</sub> [g]	z/h	I <sub>p</sub>	A <sub>FLX-H</sub> [g]	A <sub>RIG-H</sub> [g]	A <sub>FLX-V</sub> [g]	A <sub>RIG-V</sub> [g]
2.0 2.5	1.0 0.0	1.5	3.20	2.40	1.68	0.68
Unit maintained structural integrity and remained functional per manufacturer requirement						

<b>UUT-2416-1 Operator Console – Standalone II</b>						
<b>MANUFACTURER:</b> GE Hangwei Medical Systems Co., LTD						
<b>IDENTIFICATION:</b> Model No.: 5940104-12 Serial No.: 7DC497S369						
<b>DESCRIPTION:</b> Component of Revolution Ascend CT Family <u>Includes:</u> HP Z8 G5 Workstation (ID No.: 67V63AV Serial No.: 4CE339CG3Z) GE Healthcare Power Box (ID No.: 5808401-2 Serial No.: DW2402030)  Unit requires the use of Seismic Kit 5873550 which contains mounting bracket hardware.						
<b>MOUNTING:</b> Rigid Base: mounted using (3) – 3/8" dia. hex head bolts to interface plate.						
DIMENSIONS [in]				LOWEST RESONANT FREQUENCY [Hz]		
Width	Depth	Height	Weight [lb]	F/B (Y) - Axis	S/S (X) - Axis	Vert (Z) - Axis
23.6	25.6	20.9	129.5	17.9	10.4	14.1
ICC-ES AC156 SHAKE TABLE TEST PARAMETERS						CODE: 2022 CBC
S <sub>Ds</sub> [g]	z/h	I <sub>p</sub>	A <sub>FLX-H</sub> [g]	A <sub>RIG-H</sub> [g]	A <sub>FLX-V</sub> [g]	A <sub>RIG-V</sub> [g]
2.0 2.5	1.0 0.0	1.5	3.20	2.40	1.68	0.68
Unit satisfied AC156 requirements for structural integrity and manufacturer requirements for functionality after AC156 test.						