



# Healthcare Payments Data Program Submitter Group

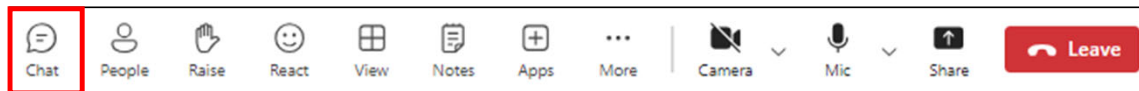
October 10, 2024

*The webinar will begin shortly. Thank you for joining.*

# Housekeeping

- This meeting is being recorded
- All attendees are muted upon entry
- Send questions using the “Chat” feature

- In Teams-



- We will answer questions in the order received

# Today's Agenda

1. Welcome
2. Key Program Updates
3. Status of Production File Submissions
4. Data Quality Assurance and Improvement
5. Pharmacy Cost Dashboard
6. Program Reminders
7. Adjournment

# Welcome

*Anna Dito*

*Cost Transparency Section (CTS) Manager, HCAI*

# Introduction of New Team Members

- Cost Transparency Section
  - David Winston, Research Data Specialist II
- Healthcare Payments Data Unit
  - Jasmine Neeley, Unit Manager
  - Abdelaziz Testas, Research Data Specialist I
  - Gilberto Wilson, Research Data Analyst II

# Key Program Updates

*Jasmine Neeley,  
Healthcare Payments Data Unit Manager, HCAI*

# Key Program Updates

- HPD Key Deadlines
- HPD Timelines for 2024-2025
- HPD Committee Meeting Updates
- Regulations Reminder

# HPD Key Deadlines

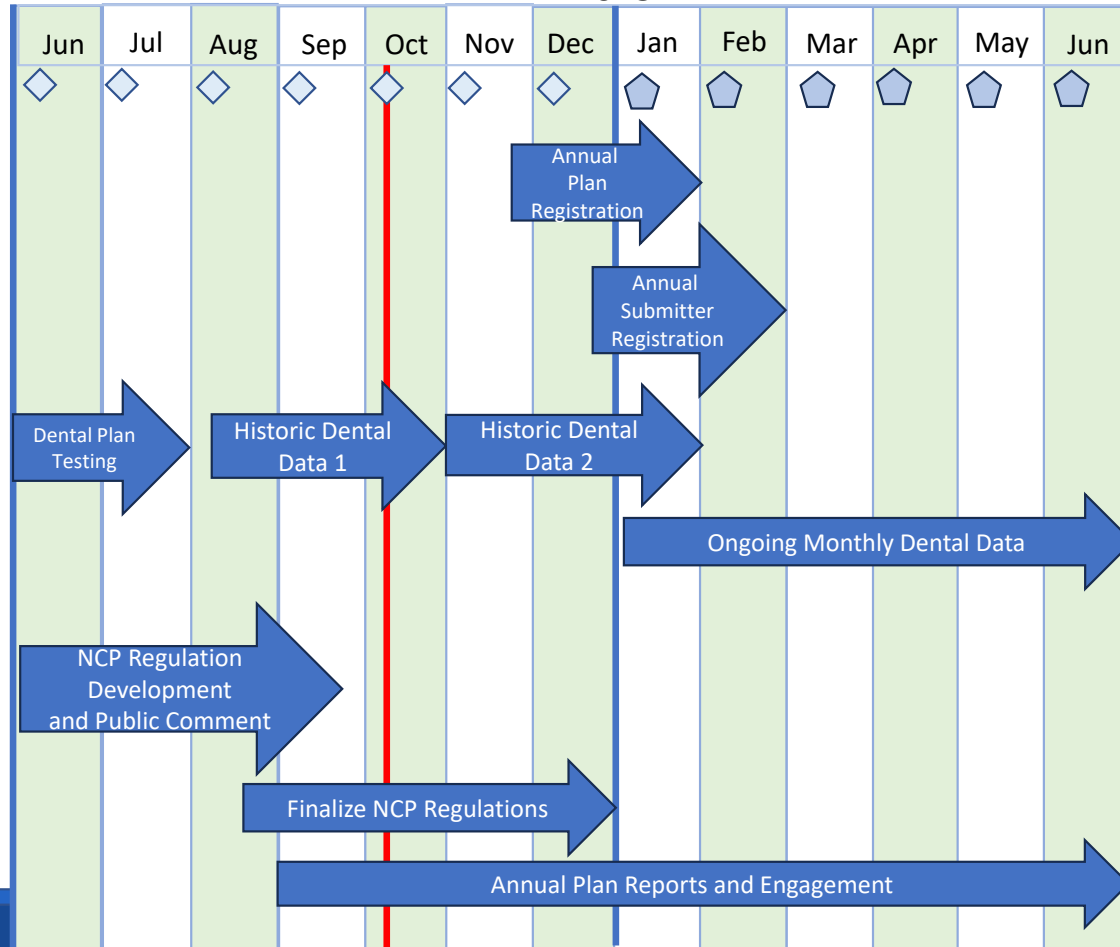
- Plan registration will take place during the month of January and by the last calendar day of January 2025.
- Submitter registration will take place each year after plan registration has been completed and by the last calendar day of February 2025.
- Dental Data for June 29, 2017 – December 2021 due 10/31/2024
- Monthly Dental Submissions begins with November 2024 data due 01/02/2025.
- Dental Data for January 2022 – October 2024 due 02/03/2025.



# HPD Timelines for 2024-2025

2024

2025



APCD-CDL v3.0.1 Production  
 Monthly Data Submission:  
 November 2024 data due  
 01/02/2025

- ◇ Monthly Health Claims Submissions
- ◐ Monthly Health and Dental Claims Submissions

# Past HPD Committee Meeting Updates

- [HPD Submitter Group](#)
  - July 11, 2024
- [HPD Data Release Committee](#)
  - June 19, 2024
- [HPD Advisory Committee](#)
  - July 25, 2024

# Data Collection Regulations Reminder

- HPD data collection regulations were certified on November 17, 2023
  - [California Code of Regulations Sections 97300-97370](#)
- Regulations will need to be updated with additions of new data collection requirements and/or for each biennial release of the All-Payer Claims Database-Common Data Layout (APCD-CDL)
- Stay up-to-date on HPD regulations by reviewing the [HPD Program](#) and [Submitter Group](#) pages, Newsletter, and Listserv blasts
- Be sure to add [noreply@hcai.ca.gov](mailto:noreply@hcai.ca.gov) to safe sender list

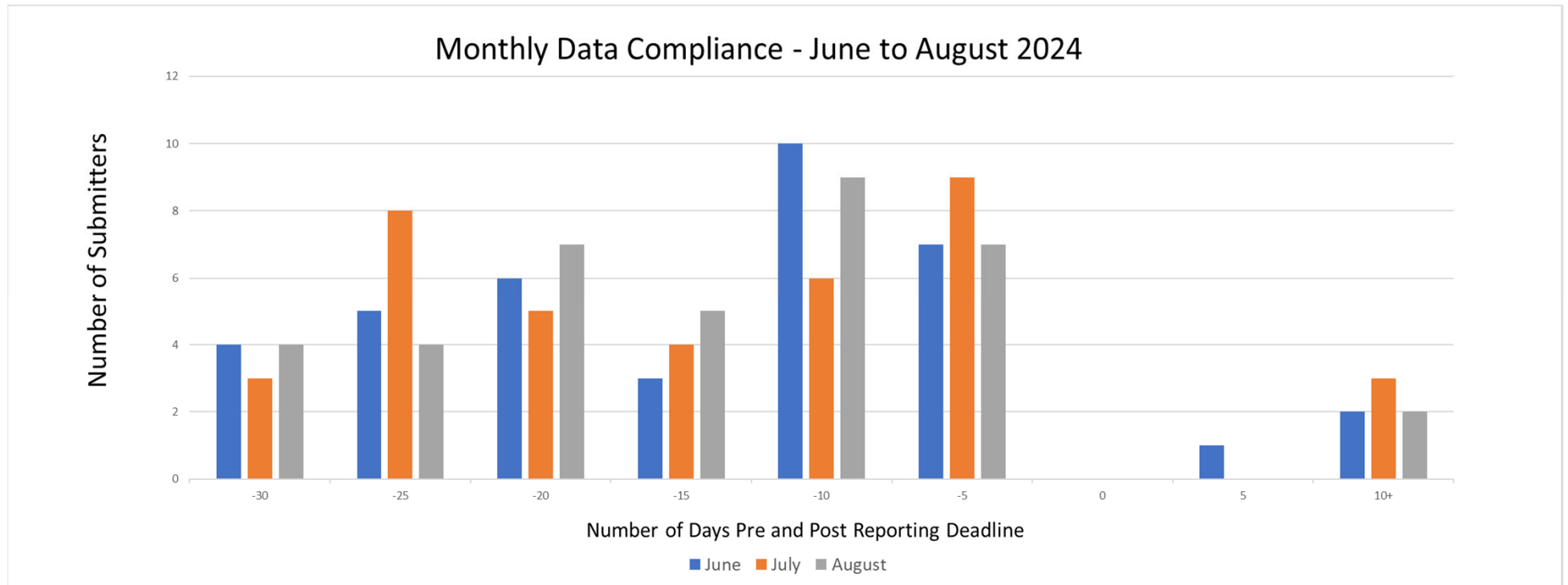
# Status of Production File Submissions

*Benson Zheng,  
Healthcare Payments Data Unit, HCAI*

# HPD Program – Submission Status (2024)

- Monthly production submissions as of 10/7/2024
  - June (08/01/2024) - 36 of 38 submitters
  - July (09/01/2024) - 36 of 38 submitters
  - August (10/01/2024) - 36 of 38 submitters
- 20 Dental submitters submitted test files
- 8 Dental submitters submitted production files

# Health Plan Submission Status 2024



# Monthly Production Submission Schedule for 2025

| Reporting Period | Accepted Submission is Due By* |
|------------------|--------------------------------|
| January          | March 1                        |
| February         | April 1                        |
| March            | May 1                          |
| April            | June 1                         |
| May              | July 1                         |
| June             | August 1                       |
| July             | September 1                    |
| August           | October 1                      |
| September        | November 1                     |
| October          | December 1                     |
| November         | January 1                      |
| December         | February 1                     |

Source: [HPD Reporting Manual 2.1, Page 14-15](#)

\*If the date falls on a weekend or holiday, the accepted submission is due on the next business day.

# Data Quality Assurance and Improvement

*Anastasia (Ana) Andryukova,  
Healthcare Payments Data Unit, HCAI*



# Data Quality Assurance and Improvement

## Annual Reports and Plan Engagement Updates

- The reports include:
  - Executive summary
  - Data tables, visuals, summary analyses and questions
    - Completeness Rates for key metrics
    - Unique covered lives count trend analysis.
    - Submission timeliness and Variance requests analyses.
- Data quality team continues to meet with plans to present reports and findings. The aim is to meet with 4 plans each month.
- The data quality team has met with 5 plans to date.

# Data Quality Assurance and Improvement

## NAHDO Data Quality Study

- HCAI is funding a NAHDO data quality study on completion of key metrics by payer breakout
  - Refresh [NAHDO's 2019 study](#) with more measures and more State participation (19 States)
  - State comparison of key metrics and establishing benchmarks
  - The report will compare 8 states (including CA) and offer recommendations to improve data quality
- Expected delivery timeline for NAHDO's public report is end of November 2024

# Pharmacy Cost Dashboard

*Justin Tonooka,  
Heath Care Analytics Branch, HCAI*

# Pharmacy Cost Dashboard: Fee-For-Service Drug Costs in the Commercial Market

- Launched July 31, 2024
- Allows users to explore various aspects of pharmaceuticals covered by commercial plans in California in 2021; data collected as part of HCAI's HPD program
- Consists of three main topics:
  - Top 25 costliest drug products in terms of total annual statewide spending
  - Top 25 most frequently-prescribed drugs
  - Top 25 drugs with the largest monthly median out-of-pocket cost
- Specifically includes data on fee-for-service retail pharmaceutical claims paid by commercial plans

# Fee-For-Service Drug Costs in the Commercial Market – Key Findings

- Top 25 Costliest Prescription Drugs: The 25 costliest drugs account for just 3.2 percent of all prescriptions in the commercial market but account for nearly 30 percent of total costs at more than \$3.9 billion in 2021.
- Top 25 Most Frequent Prescriptions: The four most frequent prescriptions in the commercial market in 2021 were all COVID-19 vaccines and had zero out-of-pocket costs. The 25 most frequent prescriptions account for 12 percent of all prescriptions and 2.3 percent of total costs at \$297 million.
- Top 25 Out-of-Pocket Costs: The monthly median out-of-pocket cost for the 25 prescription drugs with the highest monthly median out-of-pocket cost ranged from \$150 to \$250 in the commercial insurance market. State policy limits the maximum out-of-pocket cost for the commercial market.

### Top 25 Commercial Fee-For-Service Prescription Drugs, 2021

Costliest
Most Frequently Prescribed
Out-of-Pocket Costs

Choice of filtering for drug source type; alters the list of drugs shown and changes statewide and Top 25 totals

Tabs can be clicked to switch between major visualization topic

Brand or Generic

#### Statewide Commercial Totals

| Number of Prescriptions | Number of Individuals | Total Cost | Cost per Prescription | Out-of-Pocket Median |
|-------------------------|-----------------------|------------|-----------------------|----------------------|
| 101.39M                 | 9.78M                 | \$13,197M  | \$130.16              | \$12.41              |

#### Top 25 Costliest Drugs Commercial Totals

| Number of Prescriptions | Number of Individuals | Total Cost | Cost per Prescription | Out-of-Pocket Median |
|-------------------------|-----------------------|------------|-----------------------|----------------------|
| 3.27M                   | 1,351,661             | \$3,942M   | \$1,206.84            | \$48.50              |

Sort by

| Drug Name  | Therapeutic Class                  | Rank | Number of Prescriptions | Number of Individuals | Total Cost | Cost per Prescription | Monthly Median for Out-of-Pocket Costs |
|------------|------------------------------------|------|-------------------------|-----------------------|------------|-----------------------|--|
| Humira Pen | Analgesics - Anti-Inflammatory     | 1    | 69,844                  | 9,429                 | \$447M     | \$6,400.15            | \$150.00                               |
| Biktarvy   | Anti-Infective Agents - Antivirals | 2    | 93,525                  | 14,113                | \$431M     | \$4,608.49            | \$25.00                                |

Hovering over "Monthly Median for Out-of-Pocket Costs" numbers reveals 25<sup>th</sup> and 75<sup>th</sup>-

Drug Name: Humira Pen (NDC: 00074055402)  
 Generic Name: Adalimumab  
 Therapeutic Class: Analgesics - Anti-Inflammatory  
 Drug Description: Adalimumab 40 MG/0.4ML Pen-injector Kit 1 EA UU  
 Number of Prescriptions: 69,844

Hovering over numbers reveals additional information

Drug Name: Humira Pen (NDC: 00074055402)  
 Generic Name: Adalimumab  
 Therapeutic Class: Analgesics - Anti-Inflammatory  
 Drug Description: Adalimumab 40 MG/0.4ML Pen-injector Kit 1 EA UU  
 Monthly Median Out-of-Pocket Cost: \$150.00  
 Monthly Median Out-of-Pocket Cost - 25% percentile: \$25.00  
 Monthly Median Out-of-Pocket Cost - 75% percentile: \$250.00

# Analysis Details

- The data presented on the visualizations are from fee-for-service retail pharmaceutical claims paid by commercial plans
  - No medical pharmaceutical costs (on a medical/institutional claim), non-FFS (e.g., capitated) pharmaceutical costs, or costs paid by Medicare or Medi-Cal plan are included
  - Analyses were conducted at the National Drug Code (NDC) level
  - Analyses of total costs and out-of-pocket costs do not include rebates, coupons, or other discounts
- “Cost per Prescription” calculation does not consider the units dispensed for a prescription (e.g., 14-day vs. 30-day supplies) and should be interpreted with caution

# Upcoming: Fee-For-Service Drug Cost Dashboard Update

- An update to the Fee-For-Service Drug Cost Dashboard is underway, aiming for release by the end of the year
- Major changes include:
  - Adding Medi-Cal and Medicare data
  - Adding 2022 data
  - Adding new prescription drug categories for biologics and biosimilars
- New version enables comparisons between different categories



# Program Reminders

*Suzanne Hermreck,  
Cost Transparency Section, HCAI*

# HPD Resource Sites

- [HPD Program Data Submission Guide v2.0](#)
- [APCD-CDL™ v3.0.1](#)
- [HPD Program Reporting Manual v2.1](#)
- [HPD Program Regulations](#)

# HPD Resource Sites

- [HPD Program Webpage](#)
  - Includes program goals, reporting principles, statute, and regulations.
- [HPD Submitter Webpage](#)
  - Submitter resources: Claims Data Manager (CDM), Data Submission Guide, APCD-CDL™, HPD Reporting Manual, past meeting information and trainings, 2020 Legislative Report, etc.
- Contact Us
  - [hpd@hcai.ca.gov](mailto:hpd@hcai.ca.gov): regulation or statute interpretation, join HPD's mailing list, or program implementation questions.
  - [hpd-support@onpointhealthdata.org](mailto:hpd-support@onpointhealthdata.org): data submission, technical data file specifications, or mapping questions.

# Adjournment