



DEPARTMENT OF HEALTH CARE ACCESS AND INFORMATION  
FACILITIES DEVELOPMENT DIVISION

APPLICATION FOR HCAI PREAPPROVAL OF  
MANUFACTURER'S CERTIFICATION (OPM)

OFFICE USE ONLY

APPLICATION #: OPM-0679

HCAI Preapproval of Manufacturer's Certification (OPM)

Type:  New  Renewal/Update

Manufacturer Information

Manufacturer: Legrand AV

Manufacturer's Technical Representative: Michael Harrell

Mailing Address: 6436 City West Parkway, Eden Prairie, MN 55344

Telephone: (612) 202-9154

Email: michael.harrell@legrand.com

Product Information

Product Name: FCAV1U Monitor Wall Mount

OPM-0679

Product Type: Computer

Product Model Number: FCAV1U

BY: William Staehlin

General Description: Wall mount for Video Monitor

DATE: 08/15/2023

Applicant Information

Applicant Company Name: EASE LLC.

Contact Person: Tiffany Tonn

Mailing Address: 1515 FAIRVIEW AVE, STE 205, MISSOULA, MT 59801

Telephone: (406) 541-3273

Email: tiffany@easeco.com

Title: Office Manager

*"A healthier California where all receive equitable, affordable, and quality health care"*

STATE OF CALIFORNIA – HEALTH AND HUMAN SERVICES AGENCY





**DEPARTMENT OF HEALTH CARE ACCESS AND INFORMATION  
FACILITIES DEVELOPMENT DIVISION**

**Registered Design Professional Preparing Engineering Recommendations**

Company Name: EASE LLC  
Name: Jonathan Roberson California License Number: S4197  
Mailing Address: 5877 Pine Ave., Suite 210, Chino Hills, CA 91709  
Telephone: (951) 295-1892 Email: jon@EASECo.com

**HCAI Special Seismic Certification Preapproval (OSP)**

Special Seismic Certification is preapproved under OSP OSP Number: \_\_\_\_\_

**Certification Method**

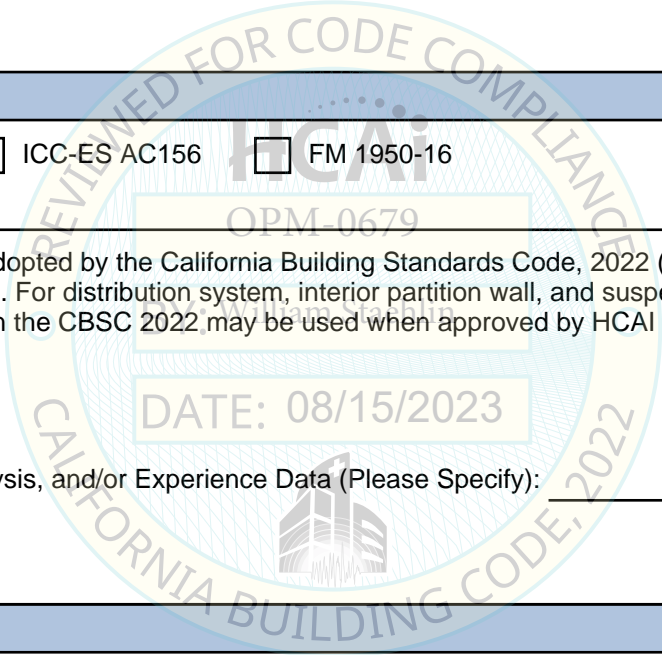
Testing in accordance with:  ICC-ES AC156  FM 1950-16  
 Other(s) (Please Specify): \_\_\_\_\_

\*Use of criteria other than those adopted by the California Building Standards Code, 2022 (CBSC 2022) for component supports and attachments are not permitted. For distribution system, interior partition wall, and suspended ceiling seismic bracings, test criteria other than those adopted in the CBSC 2022 may be used when approved by HCAI prior to testing.

Analysis  
 Experience Data  
 Combination of Testing, Analysis, and/or Experience Data (Please Specify): \_\_\_\_\_

**HCAI Approval**

Date: 8/15/2023  
Name: William Staehlin Title: Senior Structural Engineer  
Condition of Approval (if applicable): \_\_\_\_\_



*"A healthier California where all receive equitable, affordable, and quality health care"*

**STATE OF CALIFORNIA – HEALTH AND HUMAN SERVICES AGENCY**





**EQUIPMENT ANCHORAGE  
& SEISMIC ENGINEERING**

5877 Pine Ave, Ste. 210  
Chino Hills, CA. 91709  
Phn: (909) 606-7622

The Department of Health Care Access and Information  
**PREAPPROVAL OF MANUFACTURER'S CERTIFICATION**  
**OPM-0679**


**THIS PREAPPROVAL CONFORMS TO THE 2022 CALIFORNIA BUILDING CODE**

MANUFACTURER: **LEGRAND AV INC.**  
EQUIPMENT NAME: **FCAV1U MONITOR WALL MOUNT**

Sheet: 1 of 5  
Date: 8/4/23

**GENERAL NOTES**

1. THIS HCAI PREAPPROVAL OF MANUFACTURER'S CERTIFICATION (OPM) IS BASED ON THE 2022 CBC. THE DEMANDS (DESIGN FORCES) FOR USE WITH THIS OPM SHALL BE BASED ON THE 2022 CBC
2. THIS DOCUMENT MAY ONLY BE USED WITH THE EXPRESS WRITTEN CONSENT OF THE MANUFACTURER LISTED ABOVE FOR THE SPECIFIC PROJECT SITE AND INSTALLATION LOCATION. THIS DOCUMENT IS INVALID WITHOUT SUCH CONSENT.
3. THIS PREAPPROVAL CONFORMS TO THE 2022 CALIFORNIA BUILDING CODE WHERE  $S_{ds}$  IS NOT GREATER THAN 2.30.
4. FORCES PER ASCE 7-16 SECTION 13.3.1, EQUATIONS 13.3-1, 13.3-2 & 13.3-3,  
WHERE  $S_{ds} = 2.30$ ,  $a_p = 1.0$ ,  $I_p = 1.5$ ,  $R_p = 2.5$ ,  $z/h \leq 1$  CONCRETE WALL. SEE FOLLOWING SHEETS FOR  $\Omega_0$ .
5. THIS PREAPPROVAL COVERS ONLY THE SUPPORTS AND ATTACHMENTS OF THE EQUIPMENT TO THE STRUCTURE.
6. ALL DESIGN FORCES SHOWN ON THE DRAWINGS ARE FACTORED LOADS THAT SHALL BE USED FOR STRENGTH DESIGN.
7. SHEET METAL SCREWS SHALL BE TEKS SCREWS BY ITW BUILDEX (ICC ESR-1976).
8. CONCRETE WALL DETAIL VALID FOR DEMANDS SHOWN AT ANY ELEVATION. (i.e.  $z/h \leq 1$ )
9. **RESPONSIBILITIES OF THE STRUCTURAL ENGINEER OF RECORD OF THE BUILDING**
  - A. PROVIDE SUPPORTING STRUCTURE TO SUPPORT WEIGHTS AND FORCES SHOWN IN ADDITION TO ALL OTHER LOADS.
  - B. VERIFY THAT THE INSTALLATION IS IN CONFORMANCE WITH THE 2022 CBC AND WITH THE DETAILS, MATERIAL AND GAGE OF THE UNIT WHERE ATTACHMENTS ARE MADE AGREE WITH THE INFORMATION SHOWN ON THE PREAPPROVAL DOCUMENTS.
  - C. VERIFY THAT PROJECT SPECIFIC VALUES OF  $S_{ds}$  &  $z/h$  RESULT IN SEISMIC FORCES ( $E_h$ ,  $E_v$ ) THAT DO NOT EXCEED THE VALUES ON THE DETAILS.
  - D. VERIFY THAT THE CONCRETE WALL TO WHICH THE EQUIPMENT IS ANCHORED MEETS THE REQUIREMENTS OF THE APPLICABLE ICC ESR AND THIS OPM.
  - E. VERIFY THAT THE ANCHORS ARE AN ADEQUATE DISTANCE FROM ANY CONCRETE WALL EDGES OR OPENINGS (SEE TYPICAL DETAIL ON SHEET 2).
  - F. VERIFY THAT ALL NEW OR EXISTING ANCHORS ARE AN ADEQUATE DISTANCE FROM THE UNIT ATTACHMENTS AND CHECK FOR INTERACTION WHERE OTHER ANCHORS ARE WITHIN 18" OR  $6h_{ef}$  FROM THIS UNIT'S ANCHORS.
  - G. DESIGN BACKING BARS, STUDS, ETC. WHICH THE UNITS ARE ATTACHED TO AS NOTED ON THE DRAWINGS.



### LEGRAND AV INC.

DES. **J. ROBERSON**

SHEET

# 2

JOB NO. **11-2301**

## FCAV1U MONITOR WALL MOUNT

DATE **8/4/23**

OF **5** SHEETS

### 10. EXPANSION ANCHORS:

A. ATTACHMENT IS TO BE MADE WITH THE ANCHORS LISTED BELOW AND INSTALLED AS DESCRIBED IN THE CORRESPONDING ICC REPORT.

Anchor Diameter	Concrete Type	Min. f'c (psi)	Anchor Type	ICC Report No.	Min. Embed.	Min. Spacing	Min. Edge Dist.	Min. Conc. Thickness	Torque Test	Direct Tension
3/8"	Normal Weight	3000	Hilti Kwik Bolt TZ2 (CARBON STEEL)	ESR-4266	2"	8"	14"	6"	30 FT-LB	1983 lb

B. THIS PREAPPROVAL ALLOWS FOR UP TO A MAXIMUM OF 2 ADJACENT CONCRETE SLAB EDGES, 14" AWAY MINIMUM (i.e. - CORNER). SEE ADJACENT DETAIL FOR ADDITIONAL MINIMUM ALLOWABLE CONCRETE EDGE DISTANCES.

C. TESTING AND SPECIAL INSPECTION OF SCREW ANCHORS SHALL BE PERFORMED BY AN APPROVED INDEPENDENT AGENCY EMPLOYED BY THE FACILITY OWNER PER CBC 1704A & 1910A.5 AND CAC 7-149. ALL REPORTS SHALL BE SENT TO THE INSPECTOR OF RECORD, OWNER AND THE ARCHITECT OR ENGINEER IN RESPONSIBLE CHARGE.

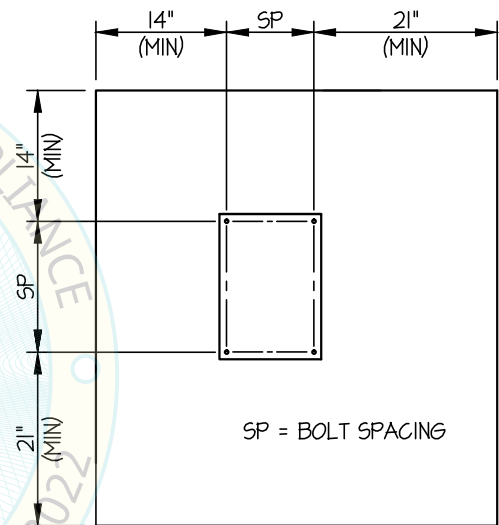
(i) AFTER AT LEAST 24 HOURS HAVE ELAPSED SINCE INSTALLATION, DIRECT PULL TENSION TEST AT LEAST 50% OF THE ANCHORS.

(ii) ACCEPTANCE CRITERIA:


- DIRECT TENSION TEST: THE ANCHOR SHOULD HAVE NO OBSERVABLE MOVEMENT AT THE TEST LOAD. A PRACTICAL WAY TO DETERMINE OBSERVABLE MOVEMENT IS THAT THE WASHER BECOMES LOOSE.

(iii) IF ANY ANCHOR FAILS, TEST ALL ANCHORS.

D. AVOID DAMAGING EXISTING STEEL REINFORCING IN CONCRETE WALL WHEN INSTALLING CONCRETE SCREW ANCHORS



TYPICAL CONCRETE EDGE DETAIL



**LEGRAND AV INC.**

DES. **J. ROBERSON**

SHEET

**3**

JOB NO. **11-2301**

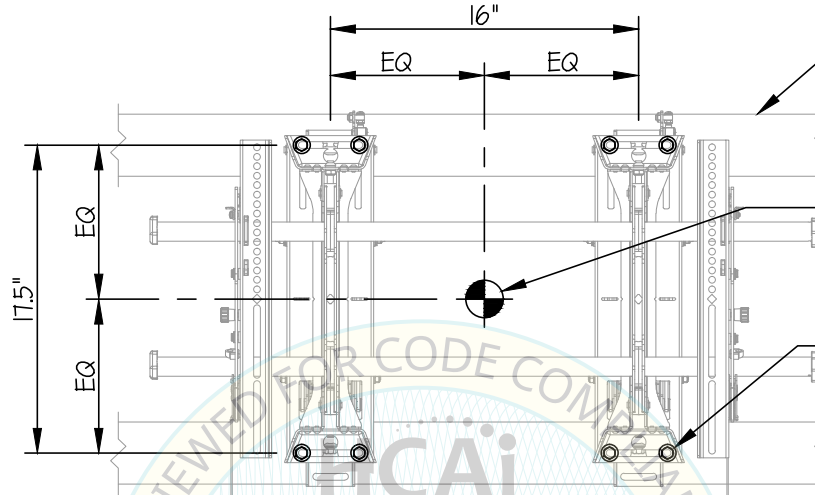
**FCAV1U  
MONITOR WALL MOUNT**

DATE **8/4/23**

OF **5** SHEETS

SEISMIC SUPPORTS & ATTACHMENTS

WALL MOUNTED



STRUCTURAL ENGINEER OF RECORD SHALL DESIGN THE WALL STRUCTURE (16 GA., 50 ksi (MIN))

C.G. WT. = 220 LB (MAX.) (INCLUDES MONITOR)

USE (2)- 1/4"Ø TEK SCREWS TO WALL STRUCTURE (16 GA., 50 ksi (MIN)) (4 PLACES, 8 TOTAL)


STEEL AND WOOD STUD WALLS

$T_u = 145$  LB/SCREW (MAX)  
 $V_u = 65$  LB/SCREW (MAX)  
(VALUES DO NOT INCLUDE  $\Omega_d$ )

CONCRETE WALL

$T_u = 394$  LB/BOLT (MAX)  
 $V_u = 376$  LB/BOLT (MAX)  
(VALUES INCLUDE  $\Omega_d$ )

ELEVATION AT WALL PLATE



NOTES:

- FORCES ARE DETERMINED PER 2022 CALIFORNIA BUILDING CODE AND ASCE 7-16. STRENGTH DESIGN IS USED. (EXAMPLE:  $S_{ds} = 2.30$ ,  $a_p = 1.0$ ,  $I_p = 1.5$ ,  $R_p = 2.5$ ,  $\Omega_o = 2.0$ ,  $z/h \leq 1$ )

HORIZONTAL FORCE ( $E_h$ ) =  $1.66 W_p$

HORIZONTAL FORCE ( $E_{mh}$ ) =  $3.32 W_p$  (FOR CONCRETE ANCHORAGE)

VERTICAL FORCE ( $E_v$ ) =  $0.46 W_p$

- THIS PREAPPROVAL ENCOMPASSES WEIGHTS AND VERTICAL CG POSITIONS UP TO THE VALUES SHOWN.
- THIS PREAPPROVAL WAS PREPARED WITHOUT KNOWLEDGE OF ANY SITE CONDITION. COMPATIBILITY FOR USE WITH A SITE SHALL BE EVALUATED BY THE STRUCTURAL ENGINEER OF RECORD OF THE INSTALLATION (SEOR). USE REQUIRES APPROVAL BY THE SEOR.
- STRUCTURAL ENGINEER OF RECORD FOR THE INSTALLATION SHALL VERIFY ALL CONDITIONS, EVALUATE INTERACTION WITH ADJACENT EQUIPMENT AND ANCHORS, AND PROVIDE SUPPORT STRUCTURE DESIGNED TO SUPPORT WEIGHTS AND FORCES SHOWN IN COMBINATION WITH ALL OTHER LOADS THAT MAY BE PRESENT.
- SEE GENERAL NOTES: SHEETS 1 AND 2.



### LEGRAND AV INC.

DES. **J. ROBERSON**

SHEET

# 4

JOB NO. **11-2301**

DATE **8/4/23**

OF **5** SHEETS

## FCAV1U MONITOR WALL MOUNT

SEISMIC SUPPORTS & ATTACHMENTS

WALL MOUNTED

STRUCTURAL ENGINEER OF RECORD SHALL DESIGN THE WALL STRUCTURE (16 GA., 50 ksi (MIN))

USE (2)- 1/4"  $\phi$  TEK SCREWS TO WALL STRUCTURE (16 GA., 50 ksi (MIN)) (4 PLACES, 8 TOTAL)

4x BLKG (DOUGLAS-FIR LARCH NUMBER 2 MIN.) (DESIGNED BY STRUCTURAL ENGINEER OF RECORD)

C.G. WT. = 220 LB (MAX.) (INCLUDES MONITOR)

MOUNTING BRACKET IS (ASTM A1008/A1011 12 GA., 30 ksi (MIN))

5/8" THK. WALLBOARD (ONE LAYER MAX)

NOTE:  
MIN EDGE DISTANCE = 0.75"  
MIN END DISTANCE = 0.75"


USE 2- 1/4"  $\phi$  X 4" WOOD SCREWS AT BLKG. (PRE-DRILL HOLES TO 70% SHANK DIAMETER) (4 PLACES, 8 TOTAL)

5/8" THK. WALLBOARD (ONE LAYER MAX)

NOTE:  
MIN EDGE DISTANCE = 1"  
MIN END DISTANCE = 2"

STEEL STUD WALL SECTION

WOOD STUD WALL SECTION



**LEGRAND AV INC.**

DES. **J. ROBERSON**

SHEET

**5**

JOB NO. **11-2301**


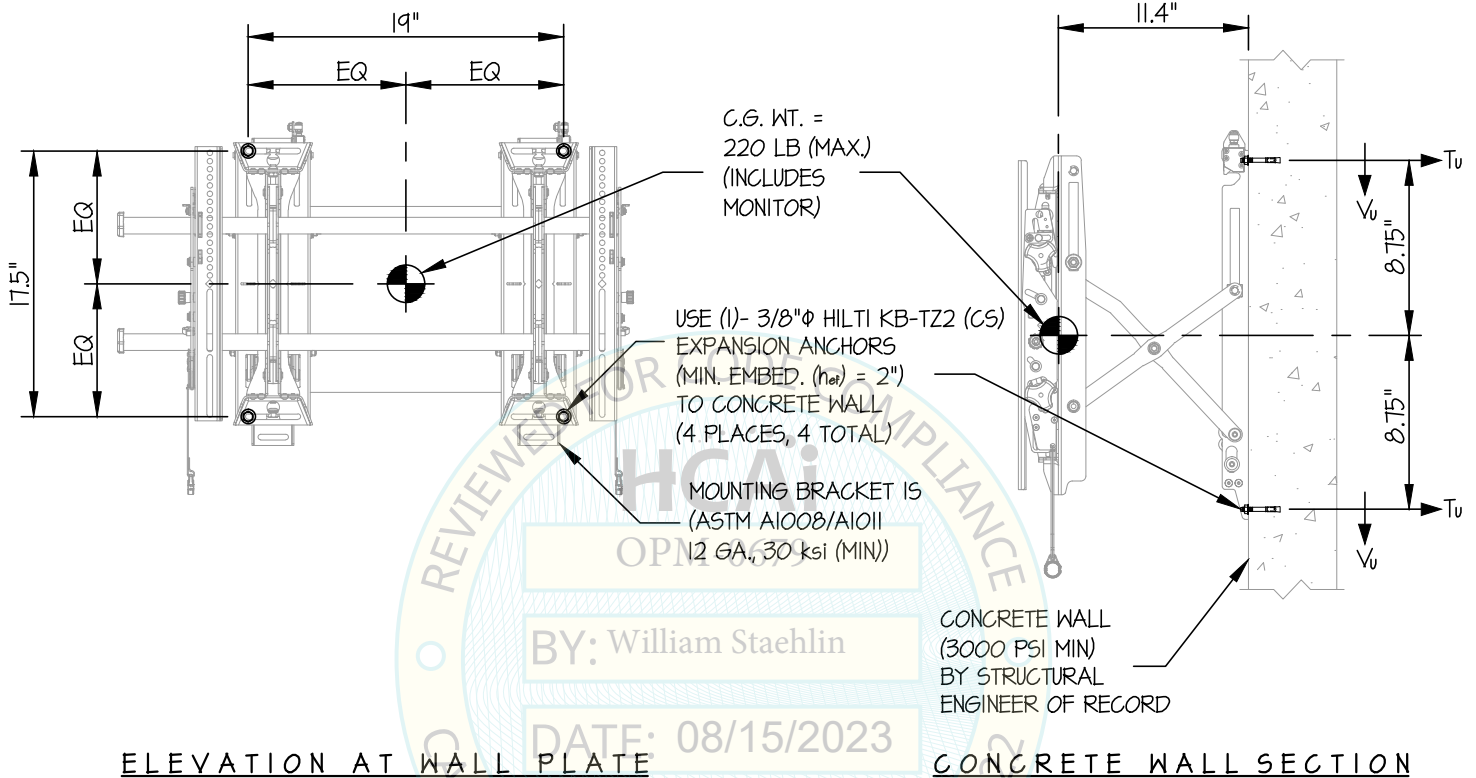
**FCAV1U  
MONITOR WALL MOUNT**

DATE **8/4/23**

OF **5** SHEETS

SEISMIC SUPPORTS & ATTACHMENTS

WALL MOUNTED



*Jonathan Roberson*  
 REGISTERED PROFESSIONAL ENGINEER  
 JONATHAN ROBERSON  
 No. 4197  
 EXP. 6-30-2024  
 8/4/23  
 STRUCTURAL  
 STATE OF CALIFORNIA