



**DEPARTMENT OF HEALTH CARE ACCESS AND INFORMATION
OFFICE OF STATEWIDE HOSPITAL PLANNING AND DEVELOPMENT**

**APPLICATION FOR HCAI SPECIAL SEISMIC
CERTIFICATION PREAPPROVAL (OSP)**

OFFICE USE ONLY

APPLICATION #: OSP-0447

HCAI Special Seismic Certification Preapproval (OSP)

Type: New Renewal

Manufacturer Information

Manufacturer: Amico Source

Manufacturer's Technical Representative: James Lewis

Mailing Address: 600 Prime Place, Hauppauge, NY 11788

Telephone: (631) 940-8559

Email: JLewis@amico.com

Product Information

Product Name: Medical Gas and Vacuum Systems

Product Model Number(s): See attachments

Product Category: Medical Gas and Vacuum Systems

Product Sub-Category: Medical Air and Vacuum Systems

General Description: Painted carbon steel skids. Units contain air pumps, vacuum pumps, receiver tanks, controllers, dryers, filters and sensors. Control panel enclosures are painted carbon steel, NEMA 1/12.

Mounting Description: Several - See Certified Product Tables and UUT Sheet

Tested Seismic Enhancements: Seismic enhancements made to the test units and/or modifications required to address anomalies during the tests shall be incorporated into the production units.

Applicant Information

Applicant Company Name: DCL Labs, LLC

Contact Person: Nastya Veyngerova

Mailing Address: 1315 Greg St Suite 109, Sparks, NV 89431

Telephone: (775) 358-5085

Email: nastya.veyngerova@shaketest.com

Title: Seismic Test Engineer



**DEPARTMENT OF HEALTH CARE ACCESS AND INFORMATION
OFFICE OF STATEWIDE HOSPITAL PLANNING AND DEVELOPMENT**

California Licensed Structural Engineer Responsible for the Engineering and Test Report(s)

Company Name: THE VMC GROUP

Name: Kenneth Tarlow California License Number: S2851

Mailing Address: 980 9th Street, 16th Floor, Sacramento, CA 95814

Telephone: (832) 627-2214 Email: ken.tarlow@thevmcgroup.com

Certification Method

- GR-63-Core
- ICC-ES AC156
- IEEE 344
- IEEE 693
- NEBS 3
- Other (Please Specify): _____

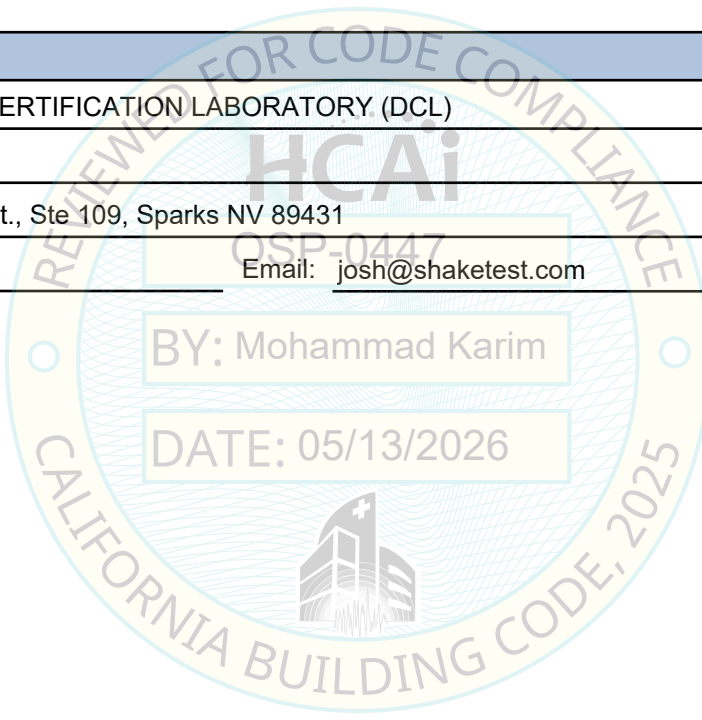
Testing Laboratory

Company Name: DYNAMIC CERTIFICATION LABORATORY (DCL)

Contact Person: Josh Sailer

Mailing Address: 1315 Greg St., Ste 109, Sparks NV 89431

Telephone: (775) 358-5085 Email: josh@shaketest.com





**DEPARTMENT OF HEALTH CARE ACCESS AND INFORMATION
OFFICE OF STATEWIDE HOSPITAL PLANNING AND DEVELOPMENT**

Seismic Parameters

Certified Response Spectral Acceleration Factors:(F_p/W_p)

Horizontal	(A Flx-H), g=	<u>3.20</u>	(A Rig-H), g=	<u>2.15</u>
Vertical	(A Flx-V), g=	<u>1.33</u>	(A Rig-V), g=	<u>0.53</u>

SDS (Design spectral response acceleration at short period, g) = 2.0

Hf (Force amplification height factor) = 3.5 at z/h=1.0; 1.0 at z/h=0

Ru (Structure ductility reduction factor) = 1.3 at z/h=1.0; 1.0 at z/h=0

I_p (Importance factor) = 1.5

z/h (Height ratio factor) = 1

HCAI Approval (For Office Use Only) - Approval Expires on 05/13/2032

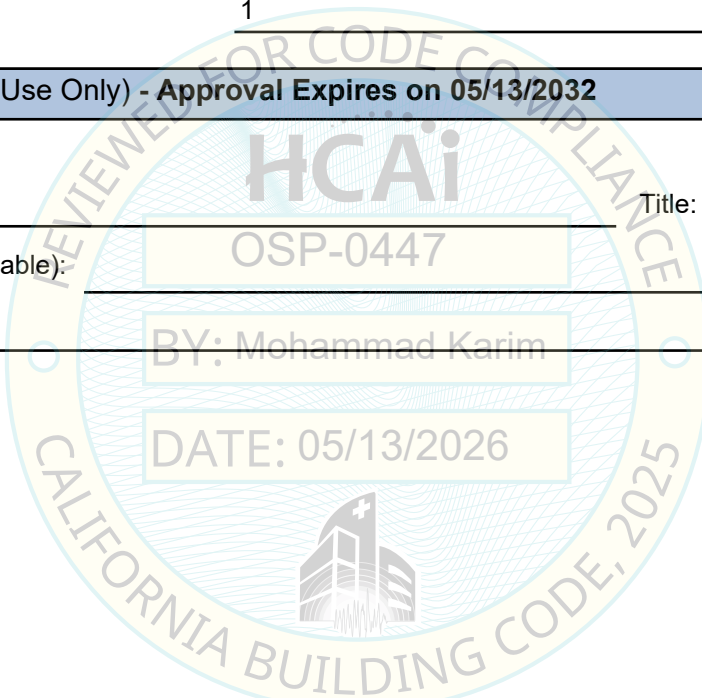
Date: 5/13/2026

Name: Mohammad Karim Title: Supervisor, Health Facilities

Condition of Approval (if applicable): OSP-0447

BY: Mohammad Karim

DATE: 05/13/2026



Special Seismic Certification

Table 1 - Certified Components: Modular Skid Mounted Scroll / Reciprocating Air Compressors



DCL Project Number: 03143-2601

Manufacturer: Amico Source (Alternately Branded Amico Industrial)

Product Line: Medical Air and Vacuum Systems; Modular Skid Mounted Scroll / Reciprocating Air Compressors

Certified Product Construction: Painted carbon steel frame. Control panel is painted carbon steel, NEMA 1/12.

Mounting Description: Units are flexible base mounted with neoprene pads. Standalone control panel UUT2D is rigid base mounted to manufacturer provided stand.

Certified Seismic Levels: Sds=2.0g at z/h=1.0 and z/h=0

Factors for Force Amplification and Structure Ductility Reduction: H_r = 3.5 at z/h=1.0; 1.0 at z/h=0 and R_m = 1.3 at z/h=1.0; 1.0 at z/h=0

Amico Source Model Number	Amico Industrial Model Number	HP	System	Total Number of Compressor Skids ¹	Total Number of Compressors	Max. Dimensions (in) ²			Max. Operating Weight (lb) ²	Unit
						Height	Width ³	Depth		
A-xxx-D-080P-SS-N-020-46063-TS	IXX-D-01L-SS-80P-463-TS	2	Duplex	1	2	73.0	67.0	74.0	1,370	UUT1 ⁴
A-XXX-x-080P-SS-N-xxx-xxxxx-xx	IXX-D-XXX-SS-80P-XXX-XX	2, 3, 5, 7.5, 10, 15, 20	Duplex - Hexaplex	1 - 3	2 - 6	73.0 - 99.0	67.0 - 230.0	74.0 - 109.5	1,370 - 8,279	Interpolated ^{5,6}
A-XXX-x-120P-SS-N-xxx-xxxxx-xx	IXX-D-XXX-SS-120P-XXX-XX									
A-XXX-x-200P-SS-N-xxx-xxxxx-xx	IXX-D-XXX-SS-200P-XXX-XX									
A-XXX-x-240P-SS-N-xxx-xxxxx-xx	IXX-X-XXX-SS-240P-XXX-XX									
A-xxx-D-240P-SS-N-200-20863-TS	IXX-D-20L-SS-240P-863-TS	20	Duplex	1	2	99.0	138.0	109.5	4,960	UUT2A,B,C,D ^{5,7}

Notes:

- The Maximum Number of Vertically Stacked Compressors per Skid is two.
- The max. dimensions and weights reflect the complete system as it would be installed in the field. For the interpolated models the ranges start from the maximum weight and dimensions of the smallest or lightest skids of a duplex system to the heaviest and largest skids of a hexaplex system.
- The width of extrapolated units expands beyond the largest tested unit width due to the arrangement of extra skids in the width direction.
- UUT1 was tested with a 2 HP scroll pump in the top position, and a 1 HP reciprocating pump in the bottom position.
- Hexaplex control panel, filters and largest HP pumps were tested in duplex unit UUT2. Units are modular in nature, and UUT2 is representative of subcomponents in the largest hexaplex unit. Dimensions and operating weight listed are for UUT2A,B,C,D combined.
- Duplex systems consist of (1) two-high compressor skid, Triplex systems have (1) one-high and (1) two-high compressor skids, Quadruplex systems have (2) two-high compressor skids, Pentaplex systems have (1) one-high and (2) two-high compressor skids, and Hexaplex systems have (3) two-high compressor skids. All skids are structurally independent and flexibly connected.
- UUT2 was tested with a 20 HP scroll pump in the bottom position, and a 20 HP reciprocating pump in the top position.



Special Seismic Certification

Table 2 - Amico Source Nomenclature Chart: Modular Skid Mounted Scroll / Reciprocating

Air Compressors



DCL Project Number: 03143-2601

Manufacturer: Amico Source

Product Line: Medical Air and Vacuum Systems; Modular Skid Mounted Scroll / Reciprocating Air Compressors

Certified Product Construction: Painted carbon steel frame. Control panel is painted carbon steel, NEMA 1/12.

Mounting Description: Units are flexible base mounted with neoprene pads. Standalone control panel UUT2D is rigid base mounted to manufacturer provided stand.

Amico Source Air System Model Chart				
A-B-C-D-E-F-G-H-I-J				
Variable	Definition	Allowable Value	Allowable Value Description	Unit
A	Air Compressor or Vacuum	A	Air	UUT1, UUT2
B	Technology	SCD	Scroll Medical Air Compressor	UUT1, UUT2
		RED	Reciprocating Medical Air Compressor	UUT1, UUT2
C	System Size	D	Duplex	UUT1, UUT2
		T	Triplex	Extrapolated ¹
		Q	Quadruplex	Extrapolated ¹
		P	Pentaplex	Extrapolated ¹
		H	Hexaplex	Extrapolated ¹
D	Tank Size	080P	80 Gallon	UUT1
		120P	120 Gallon	Interpolated
		200P	200 Gallon	Interpolated
		240P	240 Gallon	UUT2
E	Configuration	SS	Modular Skid Mounted	UUT1, UUT2
F	Standard	N	NFPA	UUT1, UUT2
G ²	HP	010	1 HP	UUT1
		011	1 HP	Same as UUT1
		020	2 HP	UUT1
		021	2 HP	Interpolated
		030	3 HP	Interpolated
		031	3 HP	Interpolated
		050	5HP	Interpolated
		051	5 HP	Interpolated
		075	7.5HP	Interpolated
		076	7.5 HP	Interpolated
		100	10 HP	Interpolated
		101	10 HP	Interpolated
		150	15 HP	Interpolated
		151	15 HP	Interpolated
		200	20 HP	UUT2
		201	20 HP	Same as UUT2
		H	Power	20863
23063	230/3/60			Interpolated
46063	460/3/60			UUT1
I	Component	T	Hitachi	UUT1, UUT2
		S	Touch Screen	UUT1, UUT2

Notes:

- Hexaplex control panel, filters and largest HP pumps were tested in duplex unit UUT2. Units are modular in nature, and UUT2 subcomponents are representative of subcomponents in the largest hexaplex units.
- Allowable values for the "G" variable ending in 1 or 6 are high-pressure models. The only difference between the high-pressure and standard-pressure models is the coupling size. The unit construction, weight, dimensions, and subcomponents remain identical to the tested standard-pressure systems.

Special Seismic Certification

Table 3 - Amico Industrial Nomenclature Chart: Modular Skid Mounted Scroll / Reciprocating



Air Compressors

DCL Project Number: 03143-2601

Manufacturer: Amico Industrial

Product Line: Medical Air and Vacuum Systems; Modular Skid Mounted Scroll / Reciprocating Air Compressors

Certified Product Construction: Painted carbon steel frame. Control panel is painted carbon steel, NEMA 1/12.

Mounting Description: Units are flexible base mounted with neoprene pads. Standalone control panel UUT2D is rigid base mounted to manufacturer provided stand.

Amico Industrial Air System Model Chart
A-B-C-D-E-F-G-H-I-J

Variable	Definition	Allowable Value	Allowable Value Description	Unit
A	Air Compressor or Vacuum	I	Air	UUT1, UUT2
B	Technology	SO	Scroll Non-Medical Air Compressor with Desiccant Dryer	UUT2
		SN	Scroll Non-Medical Air Compressor with No Dryer	UUT1
		RO	Reciprocating Non-Medical Air Compressor with Desiccant Dryer	UUT2
		RN	Reciprocating Non-Medical Air Compressor with No Dryer	UUT1
C	System Size	D	Duplex	UUT1, UUT2
		T	Triplex	Extrapolated ¹
		Q	Quadruplex	Extrapolated ¹
		P	Pentaplex	Extrapolated ¹
		H	Hexaplex	Extrapolated ¹
D	Tank Size	80P	80 Gallon	UUT1
		120P	120 Gallon	Interpolated
		200P	200 Gallon	Interpolated
		240P	240 Gallon	UUT2
E	Configuration	SS	Modular Skid Mounted	UUT1, UUT2
F	Standard	N	NFPA	UUT1, UUT2
G ²	HP	01L	1 HP	UUT1
		01H	1 HP	Same as UUT1
		02L	2 HP	UUT1
		02H	2 HP	Interpolated
		03L	3 HP	Interpolated
		03H	3 HP	Interpolated
		03I	3 HP	Interpolated
		05L	5 HP	Interpolated
		05H	5 HP	Interpolated
		05I	5 HP	Interpolated
		07L	7.5 HP	Interpolated
		07H	7.5 HP	Interpolated
		07I	7.5 HP	Interpolated
		10L	10 HP	Interpolated
		10H	10 HP	Interpolated
		10I	10 HP	Interpolated
		15L	15 HP	Interpolated
		15H	15 HP	Interpolated
		15I	15 HP	Interpolated
		20L	20 HP	UUT2
20H	20 HP	Same as UUT2		
H	Power	863	208/3/60	UUT2
		263	230/3/60	Interpolated
		463	460/3/60	UUT1
I	Component	T	Hitachi	UUT1, UUT2
		S	Touch Screen	UUT1, UUT2

Notes:

- Hexaplex control panel, filters and largest HP pumps were tested in duplex unit UUT2. Units are modular in nature, and UUT2 subcomponents are representative of subcomponents in the largest hexaplex units.
- Allowable values for the "G" variable ending in H or I are high-pressure models. The only difference between the high-pressure and standard-pressure models is the coupling size. The unit construction, weight, dimensions, and subcomponents remain identical to the tested standard-pressure systems.

Special Seismic Certification

Table 4 - Certified Components: Vertical & Horizontal Tank Mounted Vacuum Pumps



DCL Project Number: 03143-2601

Manufacturer: Amico Source (Alternately Branded Amico Industrial)

Product Line: Medical Air and Vacuum Systems; Vertical & Horizontal Tank Mounted Vacuum Pumps

Certified Product Construction: Painted carbon steel frame. Control panel is painted carbon steel, NEMA 1/12.

Mounting Description: Units are flexible base mounted with neoprene pads.

Certified Seismic Levels: Sds=2.0g at z/h=1.0 and z/h=0

Factors for Force Amplification and Structure Ductility Reduction: $H_f = 3.5$ at $z/h=1.0$; 1.0 at $z/h=0$ and $R_w = 1.3$ at $z/h=1.0$; 1.0 at $z/h=0$

Amico Source Model Number	Amico Industrial Model Number	HP	System	Max. Dimensions (in)			Max. Operating Weight (lb)	Unit
				Height	Width	Depth		
Vertical Tank Mounted Vacuum Pumps								
Vacuum System - Claw								
V-CCD-D-030P-TS-N-xxx-xxxxx-xxMxxx	IVC-D-XX-TS-30P-XXX-M	2	Duplex	89.0	49.0	47.0	1,040	Extrapolated
V-xxx-D-060P-TS-N-xxx-46063-xxMxSx	IXX-D-XX-TS-60P-463-MS	2		89.0	49.0	47.0	1,040	UUT3 ¹
V-CCD-D-060P-TS-N-xxx-xxxxx-xxMxxx	IVC-D-XX-TS-60P-XXX-M	2, 3, 4, 5, 4		85.0 - 89.0	50.0	48.5	1,040 - 1,110	Interpolated
V-CCD-D-080P-TS-N-xxx-xxxxx-xxMxxx	IVC-D-XX-TS-80P-XXX-M							
V-CCD-D-120P-TS-N-xxx-xxxxx-xxMxxx	IVC-D-XX-TS-120P-XXX-M							
V-xxx-D-120P-TS-N-xxx-20863-xxMxSx	IXX-D-XX-TS-120P-863-MS	5.4		85.0	50.0	48.5	1,110	UUT5 ²
Vacuum System - Rotary Lubricated								
V-RVL-D-030P-TS-N-xxx-xxxxx-xxMxxx	IVL-D-XX-TS-30P-XXX-M	1	Duplex	89.0	49.0	47.0	1,040	Extrapolated
V-xxx-D-060P-TS-N-xxx-46063-xxMxSx	IXX-D-XX-TS-60P-463-MS	1		89.0	49.0	47.0	1,040	UUT3 ¹
V-RVL-D-060P-TS-N-xxx-xxxxx-xxMxxx	IVL-D-XX-TS-60P-XXX-M	1, 1.5, 2, 3, 5, 7.5		85.0 - 89.0	47.0 - 49.0	47.0 - 64.0	1,430	Interpolated
V-RVL-D-080P-TS-N-xxx-xxxxx-xxMxxx	IVL-D-XX-TS-120P-863-MS							Interpolated
V-xxx-D-120P-TS-N-xxx-20863-xxMxSx	IXX-D-XX-TS-120P-863-MS	7.5		85.0	47.0	64.0	1,430	UUT4 ³
Vacuum System - Rotary Dry								
V-xxx-D-120P-TS-N-xxx-20863-xxMxSx	IXX-D-XX-TS-120P-863-MS	0.5	Duplex	85.0	50.0	48.5	1,110	UUT5 ³
V-RVD-D-030P-TS-N-xxx-xxxxx-xxMxxx	IVD-D-XX-TS-30P-XXX-M	0.5, 0.75, 1.2, 1.7, 3, 4, 5, 4, 7.4		85.0	47.0 - 50.0	48.5 - 64.0	1,430	Extrapolated ⁴
V-RVD-D-060P-TS-N-xxx-xxxxx-xxMxxx	IVD-D-XX-TS-60P-XXX-M							
V-RVD-D-080P-TS-N-xxx-xxxxx-xxMxxx	IVD-D-XX-TS-80P-XXX-M							
V-RVD-D-120P-TS-N-xxx-xxxxx-xxMxxx	IVD-D-XX-TS-120P-XXX-M							
V-xxx-D-120P-TS-N-xxx-20863-xxMxSx	IXX-D-XX-TS-120P-863-MS							
Horizontal Tank Mounted Vacuum Pumps								
Vacuum System - Claw								
V-xxx-D-060P-TH-N-xxx-46063-xxMxSx	IXX-D-XX-TH-60P-463-MS	2	Duplex	62.0	39.0	70.0	960	UUT6 ⁵
V-CCD-D-060P-TH-N-xxx-xxxxx-xxMxxx	IVC-D-XX-TH-60P-XXX-M	2, 3, 4, 5, 4, 6, 4, 7.5		62.0 - 75.0	39.0 - 46.5	70.0 - 97.0	960 - 2,040	Interpolated
V-CCD-D-080P-TH-N-xxx-xxxxx-xxMxxx	IVC-D-XX-TH-80P-XXX-M							
V-CCD-D-120P-TH-N-xxx-xxxxx-xxMxxx	IVC-D-XX-TH-120P-XXX-M							
V-CCD-D-200P-TH-N-xxx-xxxxx-xxMxxx	IVC-D-XX-TH-200P-XXX-M							
V-CCD-D-240P-TH-N-xxx-xxxxx-xxMxxx	IVC-D-XX-TH-240P-XXX-M							
V-xxx-D-240P-TH-N-xxx-20863-xxMxSx	IXX-D-XX-TH-240P-863-MS	7.5	75.0	46.5	97.0	2,040	UUT7 ⁶	
Vacuum System - Rotary Lubricated								
V-xxx-D-060P-TH-N-xxx-46063-xxMxSx	IXX-D-XX-TH-60P-463-MS	1	Duplex	62.0	39.0	70.0	960	UUT6 ⁵
V-RVL-D-060P-TH-N-xxx-xxxxx-xxMxxx	IVL-D-XX-TH-60P-XXX-M	1, 1.5, 2, 3, 5, 7.5, 10		62.0 - 75.0	39.0 - 46.5	70.0 - 97.0	960 - 2,040	Interpolated
V-RVL-D-080P-TH-N-xxx-xxxxx-xxMxxx	IVL-D-XX-TH-80P-XXX-M							
V-RVL-D-120P-TH-N-xxx-xxxxx-xxMxxx	IVL-D-XX-TH-120P-XXX-M							
V-RVL-D-200P-TH-N-xxx-xxxxx-xxMxxx	IVL-D-XX-TH-200P-XXX-M							
V-RVL-D-240P-TH-N-xxx-xxxxx-xxMxxx	IVL-D-XX-TH-240P-XXX-M							
V-xxx-D-240P-TH-N-xxx-20863-xxMxSx	IXX-D-XX-TH-240P-863-MS							
Vacuum System - Rotary Dry								
V-xxx-D-120P-TH-N-xxx-46063-xxxxSx	IXX-D-XX-TH-120P-463-XS	0.5, 7.5	Duplex	63.0	50.0	86.0	1,270	UUT8 ⁷
V-RVD-D-060P-TH-N-xxx-xxxxx-xxxxxx	IVD-D-XX-TH-60P-XXX-XX	0.5, 0.75, 1.2, 1.7, 3, 4, 5, 4, 7.4, 7.5, 8.9, 10.7, 12.1		63.0 - 77.0	50.0 - 55.0	86.0 - 100.0	1,270 - 2,250	Extrapolated ⁸
V-RVD-D-080P-TH-N-xxx-xxxxx-xxxxxx	IVD-D-XX-TH-80P-XXX-XX							
V-RVD-D-120P-TH-N-xxx-xxxxx-xxxxxx	IVD-D-XX-TH-120P-XXX-XX							
V-RVD-D-200P-TH-N-xxx-xxxxx-xxxxxx	IVD-D-XX-TH-200P-XXX-XX	0.5, 0.75, 1.2, 1.7, 3, 4, 5, 4, 7.4, 7.5, 8.9, 10.7, 12.1		77.0	55.0	100.0	2,250	Interpolated
V-RVD-D-240P-TH-N-xxx-xxxxx-xxxxxx	IVD-D-XX-TH-240P-XXX-XX							
V-xxx-D-240P-TH-N-xxx-20863-xxxxSx	IXX-D-XX-TH-240P-863-XS	7.4, 12.1		77.0	55.0	100.0	2,250	UUT9 ⁹
V-RVD-D-240P-TH-N-xxx-xxxxx-xxxxxx	IVD-D-XX-TH-240P-XXX-XX	12.1		77.0	55.0	100.0	2,475	Extrapolated

Notes:

1. UUT3 was tested with 1 HP rotary lubricated pump and 2 HP claw pump.
2. UUT5 was tested with 5.4 HP claw pump and 0.5 HP rotary dry pump.
3. UUT4 was tested with 7.5 HP rotary lubricated pump and 7.4 HP rotary dry pump.
4. 60 gallon receiver tank was tested in UUT3.
5. UUT6 was tested with 2 HP claw pump and 1 HP rotary lubricated pump.
6. UUT7 was tested with 7.5 HP claw pump and 10 HP rotary lubricated pump.
7. UUT8 was tested with one 0.5 HP rotary dry Busch pump and one 7.5 HP rotary dry Becker pump.
8. 60 gallon receiver tank was tested in UUT6.
9. UUT9 was tested with one 7.4 HP rotary dry Busch pump and one 12.1 HP rotary dry Becker pump.

Special Seismic Certification

Table 5 - Certified Components: Modular Skid Mounted Claw Vacuum Pumps



DCL Project Number: 03143-2601

Manufacturer: Amico Source (Alternately Branded Amico Industrial)

Product Line: Medical Air and Vacuum Systems; Modular Skid Mounted Claw Vacuum Pumps

Certified Product Construction: Painted carbon steel frame. Control panel is painted carbon steel, NEMA 1/12.

Mounting Description: Units are flexible base mounted with neoprene pads.

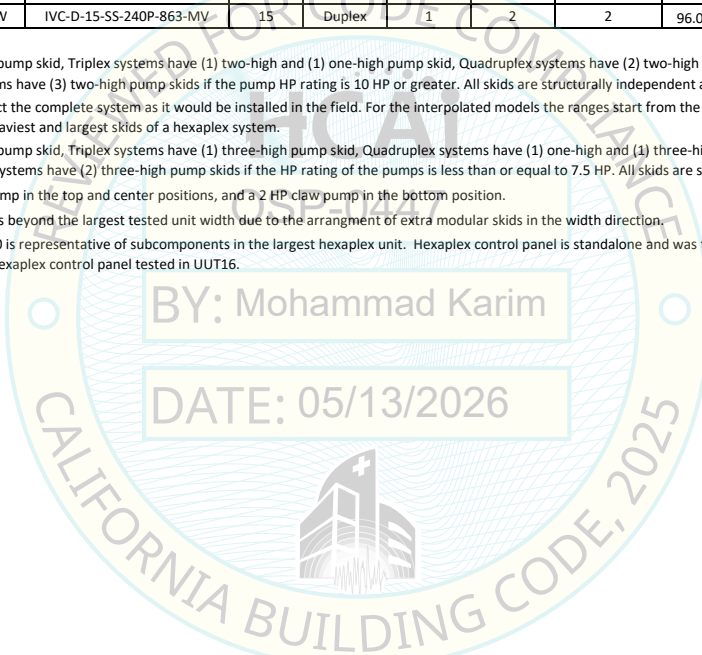
Certified Seismic Levels: Sds=2.0g at z/h=1.0 and z/h=0

Factors for Force Amplification and Structure Ductility Reduction: $H_f = 3.5$ at $z/h=1.0$; 1.0 at $z/h=0$ and $R_w = 1.3$ at $z/h=1.0$; 1.0 at $z/h=0$

Amico Source Model Number	Amico Industrial Model Number	HP	System	Total Number of Pump Skids	Total Number of Pumps	Max. Number of Vertically Stacked Pumps per Skid	Max. Dimensions (in) ¹			Max. Operating Weight (lb) ¹	Unit
							Height	Width ²	Depth		
V-CCD-x-080P-SS-N-xxx-xxxxx-xxMxxW	VC-X-XX-SS-80P-XXX-MX	2, 3, 4, 5, 4, 6, 4, 7, 5	Duplex - Hexaplex	1 - 2	2 - 6	3	99.0	67.0 - 149.0	70.5	1,686 - 5,672	Extrapolated ³
V-CCD-x-120P-SS-N-xxx-xxxxx-xxMxxW	IVC-X-XX-SS-120P-XXX-MX										
V-CCD-x-200P-SS-N-xxx-xxxxx-xxMxxW	IVC-X-XX-SS-200P-XXX-MX										
V-CCD-x-240P-SS-N-xxx-xxxxx-xxMxxW	IVC-X-XX-SS-240P-XXX-MX	2, 15	Triplex	1	3	3	99.0	73.0	70.5	3,670	UUT11 ⁴
V-CCD-T-080P-SS-N-xxx-46063-xxMVxW	IVC-T-XX-SS-80P-463-MV										
V-CCD-x-080P-SS-N-xxx-xxxxx-xxMxxW	IVC-X-XX-SS-80P-XXX-MX	10, 15	Duplex - Hexaplex	1 - 3	2 - 6	2	96.0 - 99.0	71.0 - 149.0	85.0	2,307 - 7,148	Extrapolated ⁵
V-CCD-x-120P-SS-N-xxx-xxxxx-xxMxxW	IVC-X-XX-SS-120P-XXX-MX										
V-CCD-x-200P-SS-N-xxx-xxxxx-xxMxxW	IVC-X-XX-SS-200P-XXX-MX										
V-CCD-x-240P-SS-N-xxx-xxxxx-xxMxxW	IVC-X-XX-SS-240P-XXX-MX										
V-CCD-D-240P-SS-N-150-20863-xxMVxW	IVC-D-15-SS-240P-863-MV	15	Duplex	1	2	2	96.0 ¹	73.0	85.0	3,920 ¹	UUT10 ⁶

Notes:

- Duplex systems consist of (1) two-high pump skid, Triplex systems have (1) two-high and (1) one-high pump skid, Quadruplex systems have (2) two-high pump skids, Pentaplex systems have (1) one-high and (2) two-high pump skids, and Hexaplex systems have (3) two-high pump skids if the pump HP rating is 10 HP or greater. All skids are structurally independent and flexibly connected.
- The max. dimensions and weights reflect the complete system as it would be installed in the field. For the interpolated models the ranges start from the maximum weight and dimensions of the smallest or lightest skids of a duplex system to the heaviest and largest skids of a hexaplex system.
- Duplex systems consist of (1) two-high pump skid, Triplex systems have (1) three-high pump skid, Quadruplex systems have (1) one-high and (1) three-high pump skids, Pentaplex systems have (1) two-high and (1) three-high pump skids, and Hexaplex systems have (2) three-high pump skids if the HP rating of the pumps is less than or equal to 7.5 HP. All skids are structurally independent and flexibly connected.
- UUT11 was tested with a 15 HP claw pump in the top and center positions, and a 2 HP claw pump in the bottom position.
- The width of extrapolated units expands beyond the largest tested unit width due to the arrangement of extra modular skids in the width direction.
- Units are modular in nature, and UUT10 is representative of subcomponents in the largest hexaplex unit. Hexaplex control panel is standalone and was tested in UUT16. Maximum dimensions and weight for UUT10 listed above includes standalone hexaplex control panel tested in UUT16.



Special Seismic Certification

Table 6 - Certified Components: Modular Skid Mounted Lubricated Rotary Vane Vacuum

Pumps



DCL Project Number: 03143-2601

Manufacturer: Amico Source (Alternately Branded Amico Industrial)

Product Line: Medical Air and Vacuum Systems; Modular Skid Mounted Lubricated Rotary Vane Vacuum Pumps

Certified Product Construction: Painted carbon steel frame. Control panel is painted carbon steel, NEMA 1/12.

Mounting Description: Units are flexible base mounted with neoprene pads.


Certified Seismic Levels: Sds=2.0g at z/h=1.0 and z/h=0

Factors for Force Amplification and Structure Ductility Reduction: $H_r = 3.5$ at $z/h=1.0$; 1.0 at $z/h=0$ and $R_w = 1.3$ at $z/h=1.0$; 1.0 at $z/h=0$

Amico Source Model Number	Amico Industrial Model Number	HP	System	Total Number of Pump Skids	Total Number of Pumps	Max. Number of Vertically Stacked Pumps per Skid	Max. Dimensions (in) ¹			Max. Operating Weight (lb) ¹	Unit
							Height	Width ²	Depth		
V-RVL-x-060P-SS-N-xxx-xxxxx-xxxxSx	IVL-X-XX-SS-60P-XXX-XS	1, 1.5, 2, 3, 5, 7.5, 10	Duplex - Hexaplex	1 - 2	2 - 6	3	93.0	67.0 - 149.0	55.0	767 - 5,966	Extrapolated ³
V-RVL-x-080P-SS-N-xxx-xxxxx-xxxxSx	IVL-X-XX-SS-80P-XXX-XS										
V-RVL-x-120P-SS-N-xxx-xxxxx-xxxxSx	IVL-X-XX-SS-120P-XXX-XS										
V-RVL-x-200P-SS-N-xxx-xxxxx-xxxxSx	IVL-X-XX-SS-200P-XXX-XS										
V-RVL-x-240P-SS-N-xxx-xxxxx-xxxxSx	IVL-X-XX-SS-240P-XXX-XS										
V-xxx-T-060P-SS-N-xxx-46063-xxxxSx	IXX-T-XX-SS-60P-463-XS	10	Triplex	1	3	3	93.0	67.0	55.0	3,194 ⁴	UUT14 ⁵
V-RVL-x-060P-SS-N-xxx-xxxxx-xxxxSx	IVL-X-XX-SS-60P-XXX-XS	10, 15, 20, 25	Duplex - Hexaplex	1 - 3	2 - 6	2	99.0	67.0 - 184.0	79.5	1,904 - 12,056	Extrapolated ⁶
V-RVL-x-080P-SS-N-xxx-xxxxx-xxxxSx	IVL-X-XX-SS-80P-XXX-XS										
V-RVL-x-120P-SS-N-xxx-xxxxx-xxxxSx	IVL-X-XX-SS-120P-XXX-XS										
V-RVL-x-200P-SS-N-xxx-xxxxx-xxxxSx	IVL-X-XX-SS-200P-XXX-XS										
V-RVL-x-240P-SS-N-xxx-xxxxx-xxxxSx	IVL-X-XX-SS-240P-XXX-XS										
V-xxx-D-240P-SS-N-xxx-20863-xxxxSW	IXX-D-XX-SS-240P-863-XS	25	Duplex	1	2	2	99.0	94.3	79.5	4,637 ⁴	UUT12 ^{7,8}

Notes:

- The max. dimensions and weights reflect the complete system as it would be installed in the field. For the interpolated models the ranges start from the maximum weight and dimensions of the smallest or lightest skids of a duplex system to the heaviest and largest skids of a hexaplex system.
- The width of extrapolated units expands beyond the largest tested unit width due to the arrangement of extra modular skids in the width direction.
- Duplex systems consist of (1) two-high pump skid, Triplex systems have (1) three-high pump skid, Quadruplex systems have (1) one-high and (1) three-high pump skids, Pentaplex systems have (1) two-high and (1) three-high pump skids, and Hexaplex systems have (2) three-high pump skids if the HP rating of the pumps is less than or equal to 10 HP. All skids are structurally independent and flexibly connected.
- Maximum operating weight listed for UUT12 and UUT14 are for heaviest pumps (weight for UUT12 includes separate skid-mounted control panel, as tested in UUT16).
- UUT14 tested with a 10 HP rotary lubricated Busch pump in the top position, a 7.5 HP rotary dry Becker pump in the middle position and a 7.4 HP rotary dry Busch pump in the bottom position.
- Duplex systems consist of (1) two-high pump skid, Triplex systems have (1) two-high and (1) one-high pump skid, Quadruplex systems have (2) two-high pump skids, Pentaplex systems have (1) one-high and (2) two-high pump skids, and Hexaplex systems have (3) two-high pump skids if the pump HP rating is 10 HP or greater. All skids are structurally independent and flexibly connected.
- Hexaplex control panel, filters and largest HP pumps were tested in duplex unit UUT12. Units are modular in nature, and UUT12 is representative of subcomponents in the largest hexaplex unit.
- UUT12 was tested with a 25 HP rotary lubricated Busch pump in the top position, and a 25 HP rotary dry Becker pump in the bottom position.



Special Seismic Certification

Table 7 - Certified Components: Modular Skid Mounted Dry Rotary Vane Vacuum

Pumps



DCL Project Number: 03143-2601

Manufacturer: Amico Source (Alternately Branded Amico Industrial)

Product Line: Medical Air and Vacuum Systems; Modular Skid Mounted Lubricated Rotary Vane Vacuum Pumps

Certified Product Construction: Painted carbon steel frame. Control panel is painted carbon steel, NEMA 1/12.

Mounting Description: Units are flexible base mounted with neoprene pads.

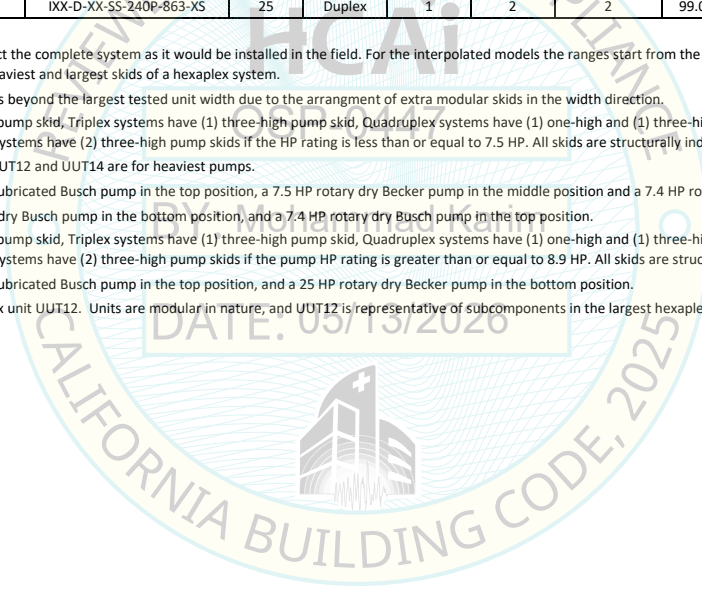
Certified Seismic Levels: Sds=2.0g at z/h=1.0 and z/h=0

Factors for Force Amplification and Structure Ductility Reduction: $H_f = 3.5$ at $z/h=1.0$; 1.0 at $z/h=0$ and $R_w = 1.3$ at $z/h=1.0$; 1.0 at $z/h=0$

Amico Source Model Number	Amico Industrial Model Number	HP	System	Total Number of Pump Skids	Total Number of Pumps	Max. Number of Vertically Stacked Pumps per Skid	Max. Dimensions (inch) ¹			Max. Operating Weight (lb) ¹	Unit
							Height	Width ²	Depth		
V-RVD-x-060P-SS-N-xxx-xxxxx-xxxxxx	IVD-X-XX-SS-60P-XXX-XX	0.5, 0.75, 1.2, 1.7, 3, 4, 5.4, 7.4, 7.5	Duplex - Hexaplex	1 - 2	2 - 6	3	93.0	67.0 - 146.0	55.0	771 - 3,936	Extrapolated ³
V-RVD-x-080P-SS-N-xxx-xxxxx-xxxxxx	IVD-X-XX-SS-80P-XXX-XX										
V-RVD-x-120P-SS-N-xxx-xxxxx-xxxxxx	IVD-X-XX-SS-120P-XXX-XX										
V-RVD-x-200P-SS-N-xxx-xxxxx-xxxxxx	IVD-X-XX-SS-200P-XXX-XX										
V-RVD-x-240P-SS-N-xxx-xxxxx-xxxxxx	IVD-X-XX-SS-240P-XXX-XX										
V-xxx-T-060P-SS-N-xxx-46063-xxxxSx	IXX-D-XX-SS-60P-463-XS	7.4, 7.5	Triplex	1	3	3	93.0	67.0	55.0	2,626 ⁴	UUT14 ⁵
V-xxx-D-240P-SS-N-xxx-20863-xxMxSW	IXX-D-XX-SS-240P-863-MS	0.5, 7.4	Duplex	1	2	2	103.0	67.0	55.0	1,460	UUT13 ⁶
V-RVD-x-060P-SS-N-xxx-xxxxx-xxxxxW	IVD-X-XX-SS-60P-XXX-XX	8.9, 10.7, 12.1, 17.7, 25	Duplex - Hexaplex	1 - 3	2 - 6	2	93.0 - 103.0	67.0 - 149.0	79.5	1,584 - 8,486	Extrapolated ⁷
V-RVD-x-080P-SS-N-xxx-xxxxx-xxxxxW	IVD-X-XX-SS-80P-XXX-XX										
V-RVD-x-120P-SS-N-xxx-xxxxx-xxxxxW	IVD-X-XX-SS-120P-XXX-XX										
V-RVD-x-200P-SS-N-xxx-xxxxx-xxxxxW	IVD-X-XX-SS-200P-XXX-XX										
V-RVD-x-240P-SS-N-xxx-xxxxx-xxxxxW	IVD-X-XX-SS-240P-XXX-XX										
V-xxx-D-240P-SS-N-xxx-20863-xxxxSW	IXX-D-XX-SS-240P-863-XS	25	Duplex	1	2	2	99.0	94.3	79.5	4,200 ⁴	UUT12 ^{8,9}

Notes:

- The max. dimensions and weights reflect the complete system as it would be installed in the field. For the interpolated models the ranges start from the maximum weight and dimensions of the smallest or lightest skids of a duplex system to the heaviest and largest skids of a hexaplex system.
- The width of extrapolated units expands beyond the largest tested unit width due to the arrangement of extra modular skids in the width direction.
- Duplex systems consist of (1) two-high pump skid, Triplex systems have (1) three-high pump skid, Quadruplex systems have (1) one-high and (1) three-high pump skids, Pentaplex systems have (1) two-high and (1) three-high pump skids, and Hexaplex systems have (2) three-high pump skids if the HP rating is less than or equal to 7.5 HP. All skids are structurally independent and flexibly connected.
- Maximum operating weight listed for UUT12 and UUT14 are for heaviest pumps.
- UUT14 was tested with a 10 HP rotary lubricated Busch pump in the top position, a 7.5 HP rotary dry Becker pump in the middle position and a 7.4 HP rotary dry Busch pump in the bottom position.
- UUT13 was tested with a 0.5 HP rotary dry Busch pump in the bottom position, and a 7.4 HP rotary dry Busch pump in the top position.
- Duplex systems consist of (1) two-high pump skid, Triplex systems have (1) three-high pump skid, Quadruplex systems have (1) one-high and (1) three-high pump skids, Pentaplex systems have (1) two-high and (1) three-high pump skids, and Hexaplex systems have (2) three-high pump skids if the pump HP rating is greater than or equal to 8.9 HP. All skids are structurally independent and flexibly connected.
- UUT12 was tested with a 25 HP rotary lubricated Busch pump in the top position, and a 25 HP rotary dry Becker pump in the bottom position.
- Largest HP pumps were tested in duplex unit UUT12. Units are modular in nature, and UUT12 is representative of subcomponents in the largest hexaplex unit.



Special Seismic Certification
Table 8 - Amico Source Nomenclature Chart: Vacuum Systems



DCL Project Number: 03143-2601

Manufacturer: Amico Source

Product Line: Medical Air and Vacuum Systems; Vacuum Pumps

Certified Product Construction: Painted carbon steel frame. Control panel is painted carbon steel, NEMA 1/12.

Mounting Description: Units are flexible base mounted with neoprene pads. Standalone control panel UUT2D is rigid base mounted to manufacturer provided stand.

Amico Source Air System Model Chart				
A-B-C-D-E-F-G-H-I-J				
Variable	Definition	Allowable Value	Allowable Value Description	Unit
A	Air Compressor or Vacuum	V	Vacuum	UUT3 - UUT14
B	Technology	RVL	Rotary Vane Lubricated	UUT3,4,6,7, UUT12 - UUT14
		CCD	Dry Contactless Claw	UUT3,5,6,7,10,11
		RVD	Rotary Vane Dry	UUT4,5,8,9,UUT12 - UUT14
C	System Size	D	Duplex	UUT3-10,12,13
		T	Triplex	UUT11,14
		Q	Quadruplex	Extrapolated*
		P	Pentaplex	Extrapolated*
D	Tank Size	H	Hexaplex	Extrapolated*
		030P	30 Gallon	Extrapolated
		060P	60 Gallon	UUT3,6,14
		080P	80 Gallon	UUT11
		120P	120 Gallon	UUT4,5,8
		200P	200 Gallon	Interpolated
E	Configuration	240P	240 Gallon	UUT7,9,10,12,13
		SS	Modular Skid Mounted	UUT10-14
		TS	Vertical Tank Mounted	UUT3-5
F	Standard	TH	Horizontal Tank Mounted	UUT6-9
		N	NFPA	UUT3-14
G	HP	005	0.5 HP	UUT5,8,13
		010	1 HP	UUT3,6
		012	1.2 HP	Interpolated
		015	1.5 HP	Interpolated
		017	1.7 HP	Interpolated
		020	2 HP	UUT3,6,11
		030	3 HP	Interpolated
		050	5 HP	Interpolated
		054	5.4 HP	UUT5
		064	6.4 HP	Interpolated
		074	7.4 HP	UUT4,9,13,14
		075	7.5 HP	UUT4,7,8,14
		100	10 HP	UUT7,11,14
		121	12.1 HP	UUT9
		150	15 HP	UUT10
		177	17.7 HP	Interpolated
		200	20 HP	Interpolated
H	Power	250	25 HP	UUT12
		20863	208/3/60	UUT4,5,7,9,10,12,13
		23063	230/3/60	Interpolated
I	Component	46063	460/3/60	UUT3,6,8,11,14
		E(_)	Expandable (To System Size)	Extrapolated*
		M	Busch	UUT3-14
		N	Becker	UUT8,9,12,14
		V	VFD	UUT10,11
		S	Touch Screen	UUT6-9,12
		W	Welded Base	UUT10,12

*Hexaplex control panel, filters and largest HP pumps were tested in duplex unit UUT9,13 and 14. Units are modular in nature, and tested units are representative of subcomponents in the largest hexaplex units.

Special Seismic Certification

Table 9 - Amico Industrial Nomenclature Chart: Vacuum Systems



DCL Project Number: 03143-2601

Manufacturer: Amico Industrial

Product Line: Medical Air and Vacuum Systems; Vacuum Pumps

Certified Product Construction: Painted carbon steel frame. Control panel is painted carbon steel, NEMA 1/12.

Mounting Description: Units are flexible base mounted with neoprene pads. Standalone control panels are rigidly mounted to wall or manufacturer-provided stand.

Amico Source Air System Model Chart				
A-B-C-D-E-F-G-H-I-J				
Variable	Definition	Allowable Value	Allowable Value Description	Unit
A	Air Compressor or Vacuum	I	Vacuum	UUT3 - UUT14
B	Technology	VL	Rotary Vane Lubricated	UUT3,4,6,7, UUT12 - UUT14
		VC	Dry Contactless Claw	UUT3,5,6,7,10,11
		VD	Rotary Vane Dry	UUT4,5,8,9,UUT12 - UUT14
C	System Size	D	Duplex	UUT3-10,12,13
		T	Triplex	UUT11,14
		Q	Quadruplex	Extrapolated*
		P	Pentaplex	Extrapolated*
D	Tank Size	H	Hexaplex	Extrapolated*
		30P	30 Gallon	Extrapolated
		60P	60 Gallon	UUT3,6,14
		80P	80 Gallon	UUT11
		120P	120 Gallon	UUT4,5,8
		200P	200 Gallon	Interpolated
E	Configuration	240P	240 Gallon	UUT7,9,10,12,13
		SS	Modular Skid Mounted	UUT10-14
		TS	Vertical Tank Mounted	UUT3-5
F	Standard	TH	Horizontal Tank Mounted	UUT6-9
		N	NFPA	UUT3-14
G	HP	00S	0.5 HP	UUT5,8,13
		01L	1 HP	UUT3,6
		01L	1.2 HP	Interpolated
		01H	1.5 HP	Interpolated
		01H	1.7 HP	Interpolated
		02	2 HP	UUT3,6,11
		03	3 HP	Interpolated
		05	5 HP	Interpolated
		05L	5.4 HP	UUT5
		06	6.4 HP	Interpolated
		074	7.4 HP	UUT4,9,13,14
		07	7.5 HP	UUT4,7,8,14
		10	10 HP	UUT7,11,14
		121	12.1 HP	UUT9
		15	15 HP	UUT10
		177	17.7 HP	Interpolated
		20	20 HP	Interpolated
H	Power	25	25 HP	UUT12
		863	208/3/60	UUT4,5,7,9,10,12,13
		263	230/3/60	Interpolated
I	Component	463	460/3/60	UUT3,6,8,11,14
		E()	Expandable (To System Size)	Extrapolated*
		M	Busch	UUT3-14
		N	Becker	UUT8,9,12,14
		V	VFD	UUT10,11
		S	Touch Screen	UUT6-9,12
		W	Welded Base	UUT10,12

*Hexaplex control panel, filters and largest HP pumps were tested in duplex unit UUT9,13 and 14. Units are modular in nature, and tested units are representative of subcomponents in the largest hexaplex units.

Special Seismic Certification

Table 10 - Certified Components: Rigid Base Mounted Controllers on Panel Stand without Seismic Bracing



DCL Project Number: 03143-2601

Manufacturer: Axecon for Amico

Product Line: Medical Air and Vacuum System; Standalone Controllers

Certified Product Construction: Painted carbon steel frame. Control panel is painted carbon steel, NEMA 1/12.

Mounting Description: Rigid Base Mounted with Stand


Certified Seismic Levels: Sds=2.0g at z/h=1.0 and z/h=0

Factors for Force Amplification and Structure Ductility Reduction: $H_f = 3.5$ at $z/h=1.0$; 1.0 at $z/h=0$ and $R_w = 1.3$ at $z/h=1.0$; 1.0 at $z/h=0$

Model	Technology	Number of Pumps Controlled	HP	Voltage	Max. Dimensions (in)			Panel Stand Model Number	Max. Operating Weight* (lb)	Unit
					Height ¹	Width	Depth			
MA/MV 7/8 204-015-460	Direct Start and VFD	Duplex	1.5	460	54.0	24.0	11.5	STEEL-PDL-APANEL	158	UUT15

Notes:

1. Height and weight include manufacturer-provided stand.



Special Seismic Certification

Table 11 - Nomenclature Chart: Rigid Base Mounted Controllers on Panel Stand Without Seismic



Bracing

DCL Project Number: 03143-2601

Manufacturer: Axecon for Amico

Product Line: Medical Air and Vacuum Systems; Standalone Controllers

Certified Product Construction: Painted carbon steel frame. Control panel is painted carbon steel, NEMA 1/12.

Mounting Description: Rigid Base Mounted

Standalone Control Panel Model Chart				
A-B-C-D-E-F-G				
Variable	Definition	Allowable Value	Allowable Value Description	Unit
A	Medical Air or Vacuum	MA	Medical air control panel	UUT15
		MV	Medical vacuum control panel	UUT15
B	Technology	7	7000 unit (direct start)	UUT15
		8	8000 unit (VFD)	UUT15
C	Number of Pumps Controlled	2	Duplex	UUT15
D	Temperature Sensor Allowance	0	Temperature Switch only	UUT15
		1	1 RTD Sensor per pump	UUT15
E	Screen	4	5.7" Color Touch Screen	UUT15
F	HP	015	1.5 HP	UUT15
G	Voltage	460	460V	UUT15



Refer

Special Seismic Certification

Table 12 - Certified Components: Rigid Base Mounted Controllers on Panel Stand without Seismic Bracing



DCL Project Number: 03143-2601

Manufacturer: Axecon for Amico

Product Line: Medical Air and Vacuum System; Standalone Controllers

Certified Product Construction: Painted carbon steel frame. Control panel is painted carbon steel, NEMA 1/12.

Mounting Description: Rigid Base Mounted

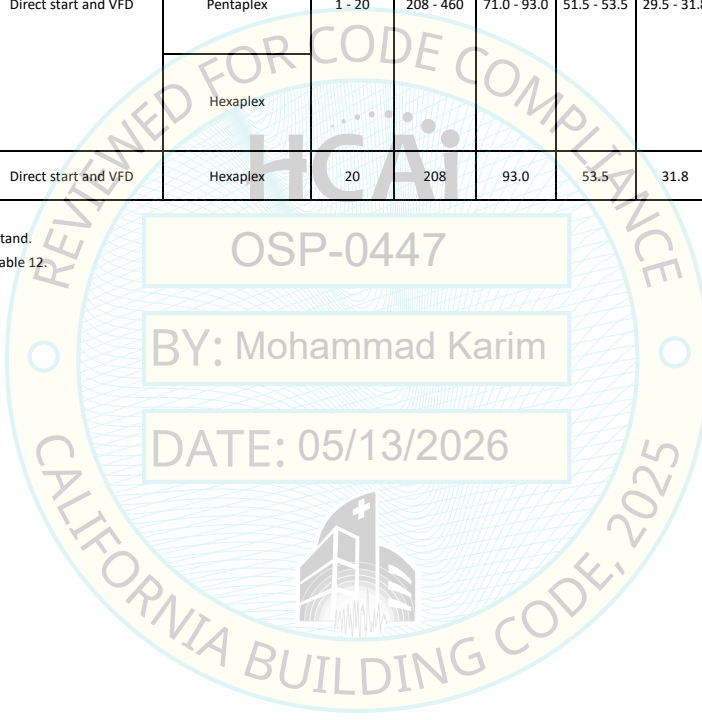
Certified Seismic Levels: Sds=2.0g at z/h=1.0 and z/h=0

Factors for Force Amplification and Structure Ductility Reduction: H_r = 3.5 at z/h=1.0; 1.0 at z/h=0 and R_u = 1.3 at z/h=1.0; 1.0 at z/h=0

Model	Technology	Number of Pumps Controlled	HP	Voltage	Max. Dimensions (in)			Panel Stand Model Number	Max. Operating Weight ¹ (lb)	Unit
					Height ¹	Width	Depth			
MA/MV 7 604-200-208-BAC-WM ² (A-XXX-D-240P-SS-N-200-20863-TS Control Panel Skid)	Direct start	Hexaplex	20	208	71.0	51.5	29.5	STEEL-PDL-WELDED-1	750	UUT2D
MA 7 4XX-XXX-XXX (-BAC-WM)	Direct start and VFD	Quadruplex	1 - 20	208 - 460	71.0 - 93.0	51.5 - 53.5	29.5 - 31.8	STEEL-PDL-WELDED	750 - 960	Interpolated
MV 7 4XX-XXX-XXX (-BAC-WM)										
MA 8 4XX-XXX-XXX (-BAC-WM)										
MV 8 4XX-XXX-XXX (-BAC-WM)		Pentaplex								
MA 7 5XX-XXX-XXX (-BAC-WM)										
MV 7 5XX-XXX-XXX (-BAC-WM)		Hexaplex								
MA 8 5XX-XXX-XXX (-BAC-WM)										
MV 8 5XX-XXX-XXX (-BAC-WM)										
MA 7 6XX-XXX-XXX (-BAC-WM)										
MV 7 6XX-XXX-XXX (-BAC-WM)										
MA 8 6XX-XXX-XXX (-BAC-WM)										
MV 8 6XX-XXX-XXX (-BAC-WM)										
MA/MV 7/8 605-200-208-BAC-WM	Direct start and VFD	Hexaplex	20	208	93.0	53.5	31.8	STEEL-PDL-WELDED	960	UUT16

Notes:

- Height includes manufacturer-provided stand.
- Model Number using nomenclature on Table 12.



Special Seismic Certification

Table 13 - Nomenclature Chart: Rigid Base Mounted Controllers on Panel Stand Without Seismic



Bracing

DCL Project Number: 03143-2601

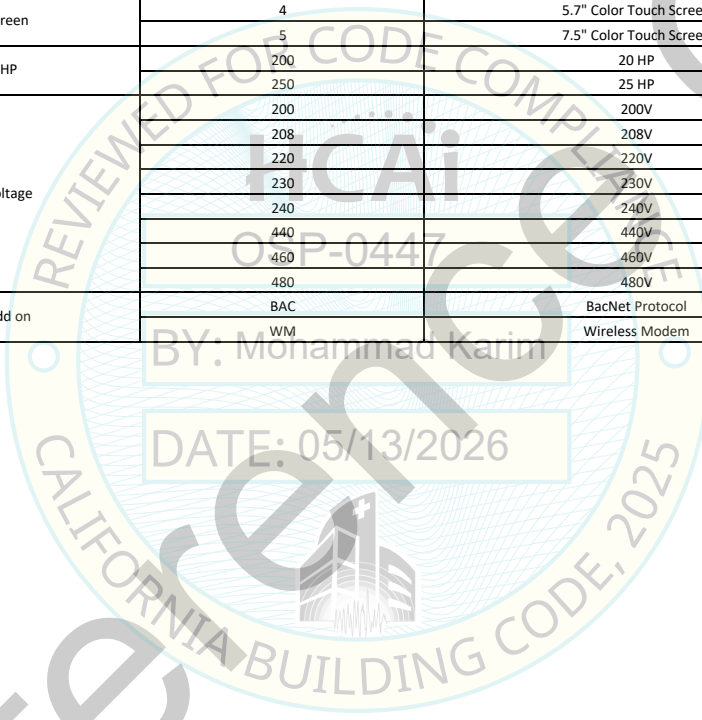
Manufacturer: Axecon for Amico

Product Line: Medical Air and Vacuum Systems; Standalone Controllers

Certified Product Construction: Painted carbon steel frame. Control panel is painted carbon steel, NEMA 1/12.

Mounting Description: Rigid Base Mounted

Standalone Control Panel Model Chart				
A-B-C-D-E-F-G-H				
Variable	Definition	Allowable Value	Allowable Value Description	Unit
A	Medical Air or Vacuum	MA	Medical air control panel	UUT2D, UUT16
		MV	Medical vacuum control panel	UUT2D, UUT16
B	Technology	7	7000 unit (direct start)	UUT2D, UUT16
		8	8000 unit (VFD)	UUT16
C	Number of Pumps Controlled	6	Hexaplex	UUT2D, UUT16
		0	Temperature Switch only	UUT2D, UUT16
D	Temperature Sensor Allowance	1	1 RTD Sensor per pump	Extrapolated
		2	2 RTD Sensor per pump	Extrapolated
		3	3 RTD Sensor per pump	Extrapolated
		4	4 RTD Sensor per pump	UUT16
E	Screen	4	5.7" Color Touch Screen	UUT2D
		5	7.5" Color Touch Screen	UUT16
F	HP	200	20 HP	UUT2D, UUT16
		250	25 HP	Extrapolated
G	Voltage	200	200V	Extrapolated
		208	208V	UUT2D, UUT16
		220	220V	Extrapolated
		230	230V	Extrapolated
		240	240V	Extrapolated
		440	440V	Extrapolated
		460	460V	Extrapolated
		480	480V	Extrapolated
H	Add on	BAC	BacNet Protocol	UUT2D, UUT16
		WM	Wireless Modem	UUT2D, UUT16



Refer

Special Seismic Certification

Table 14 - Certified Components: Rigid & Isolated Wall Mounted Controllers



DCL Project Number: 03143-2601

Manufacturer: Axecon for Amico

Product Line: Medical Air and Vacuum System; Standalone Controllers

Certified Product Construction: Painted carbon steel frame. Control panel is painted carbon steel, NEMA 1/12.

Mounting Description: Rigid & Isolated Wall Mounted


Certified Seismic Levels: Sds=2.0g at z/h=1.0 and z/h=0

Factors for Force Amplification and Structure Ductility Reduction: $H_f = 3.5$ at $z/h=1.0$; 1.0 at $z/h=0$ and $R_{it} = 1.3$ at $z/h=1.0$; 1.0 at $z/h=0$

Model ¹	Technology	Number of Pumps Controlled	HP	Voltage	Max. Dimensions (in)			Max. Operating Weight (lb)	Unit
					Height	Width	Depth		
MV2202-30	Direct Start	Duplex	1	460	24	24	8	72	UUT17A,B
MA2202-XX	Direct Start	Duplex	1-20	200-480	24-40	24-32	8-10	72-181	Interpolated
MV3203-XX									
MA3203-XX									
MV2302-XX		Triplex							
MA2302-XX									
MV3303-XX									
MA3303-XX		Quadruplex							
MV2402-XX									
MA2402-XX									
MV3403-XX	Direct Start	Quadruplex	20	208	40	32	10	181	UUT18A,B
MA3403-65									

Notes:

1. XX indicates the available amperage: 30, 50, 65



Special Seismic Certification
Table 15 - Nomenclature Chart: Wall Mounted Controllers



DCL Project Number: 03143-2601


Manufacturer: Axecon for Amico

Product Line: Medical Air and Vacuum System; Standalone Controllers

Certified Product Construction: Painted carbon steel frame. Control panel is painted carbon steel, NEMA 1/12.

Mounting Description: Rigid & Isolated Wall Mounted

Standalone Control Panel Model Chart				
A-B-C-D-E-F				
Variable	Definition	Allowable Value	Allowable Value Description	Unit
A	Medical Vacuum	MV	Medical vacuum control panel	UUT17A,17B,18A,18B
B	Technology	2	2000 unit (ECO,direct start)	UUT17A,17B
		3	3000 unit (Premium, direct start)	UUT18A,18B
C	Control Panel Size	2	Duplex	UUT17A,17B
		3	Triplex	Interpolated
		4	Quadruplex	UUT18A,18B
D	Temperature Sensor Allowance	0	Temperature Switch only	UUT17A,17B,18A,18B
E	Screen	2	2.5" Monochromic Touch Screen	UUT17A,17B
		3	3.5" Color Touch Screen	UUT18A,18B
F	Amp Rating	30	30 Amperage	UUT17A,17B
		50	50 Amperage	Interpolated
		65	65 Amperage	UUT18A,18B



Special Seismic Certification

Table 16 - Certified Components: Base Mounted Standalone Controllers on Panel Stand and Braced at Top



DCL Project Number: 03143-2601

Manufacturer: Axecon for Amico

Product Line: Medical Air and Vacuum System; Standalone Controllers

Certified Product Construction: Painted carbon steel frame. Control panel is painted carbon steel, NEMA 1/12.

Mounting Description: Rigid & Isolated Base Mounted

Certified Seismic Levels: S_{ds}=2.0g at z/h=1.0 and z/h=0

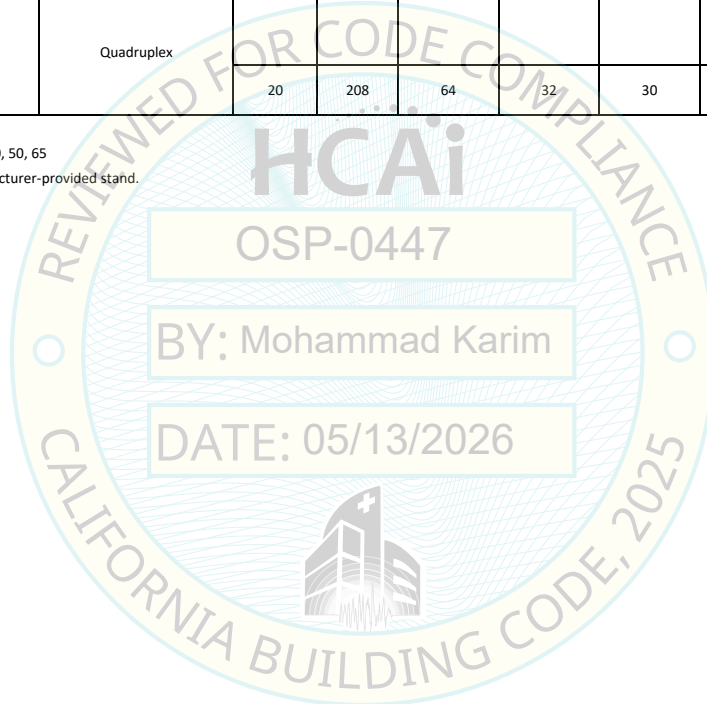
Factors for Force Amplification and Structure Ductility Reduction: H_r = 3.5 at z/h=1.0; 1.0 at z/h=0 and R_m = 1.3 at z/h=1.0; 1.0 at z/h=0

Model ¹	Technology	Number of Pumps Controlled	HP	Voltage	Max. Dimensions (in) ²			Panel Stand Model Number	Max. Operating Weight (lb)	Unit
					Height	Width	Depth			
MV2202-30	Direct Start	Duplex	1	460	48	24	23	STEEL-PDL-APANEL Braced at Top	152	UUT19A,B
MA2202-XX										
MV3203-XX										
MA3203-XX										
MV2302-XX		Triplex	1-20	208-480	48-64	24-32	23-30	STEEL-PDL-APANEL Braced at Top	152-268	Interpolated
MA2302-XX										
MV3303-XX										
MA3303-XX										
MV2402-XX		Quadruplex						STEEL-PDL-APANEL Braced at Top	268	UUT20A,B
MA2402-XX										
MV3403-XX										
MA3403-65				20	208	64	32	30		

Notes:

1. XX indicates the available amperage: 30, 50, 65

2. Dimensions and weight include manufacturer-provided stand.



Special Seismic Certification

Table 17 - Nomenclature Chart: Base Mounted Standalone Controllers on Panel Stand and Braced at Top



DCL Project Number: 03143-2601


Manufacturer: Axecon for Amico

Product Line: Medical Air and Vacuum System; Standalone Controllers

Certified Product Construction: Painted carbon steel frame. Control panel is painted carbon steel, NEMA 1/12.

Mounting Description: Rigid & Flexible Base Mounted

Standalone Control Panel Model Chart				
A-B-C-D-E-F				
Variable	Definition	Allowable Value	Allowable Value Description	Unit
A	Medical Vacuum	MV	Medical vacuum control panel	UUT19A,19B,20A,20B
B	Technology	2	2000 unit (ECO,direct start)	UUT19A,19B
		3	3000 unit (Premium, direct start)	UUT20A,20B
C	Control Panel Size	2	Duplex	UUT19A,B
		3	Triplex	Interpolated
		4	Quadruplex	UUT20A,B
D	Temperature Sensor Allowance	0	Temperature Switch only	UUT19A,19B,20A,20B
E	Screen	2	2.5" Monochromic Touch Screen	UUT19A,19B
		3	3.5" Color Touch Screen	UUT20A,20B
F	Amp Rating	30	30 Amperage	UUT19A,19B
		50	50 Amperage	Interpolated
		65	65 Amperage	UUT20A,20B



Refer

Special Seismic Certification
Table 18 - Certified Subcomponents: Modular Skid Mounted Air Systems



DCL Project Number: 03143-2601

Manufacturer: Amico Source (Alternately Branded Amico Industrial)

Product Line: Medical Air and Vacuum Systems; Modular Skid Mounted Scroll Air Compressors

Mounting Description: Flexible Base (Neoprene)

Medical Air System Compressors							
Model Number	Manufacturer	Technology	HP	Configuration	Material	Unit	
SRL-2.2CUM	Hitachi	Scroll Pump	2	Modular skid mounted (stacking configuration)	Aluminum	UUT1	
SRL-2.2CUM			3			Interpolated	
SRL-5.5CUM			5			Interpolated	
SRL-5.5CUM			7.5			Interpolated	
SRL-7.5CUM			10			Interpolated	
SRL-5.5CUM			15			Interpolated	
SRL-7.5CUM			20			UUT2A	
0.75OU		Reciprocating Pump	Reciprocating Pump	1		Modular skid mounted (stacking configuration)	UUT1
1.5OU				2			Interpolated
2.2OU				3			Interpolated
3.7OU				5			Interpolated
5.5OU				7.5			Interpolated
7.5OU				10			Interpolated
11.0OU				15			Interpolated
15.0OU	20	UUT2A					

Tank					
Model Number	Manufacturer	Type	Capacity	Material	Unit
302414	Manchester	Vertical Tank	80	Carbon Steel	UUT1
302421			120		Interpolated
302426			200		Interpolated
302428			240		UUT2B

Dryer					
Model Number	Manufacturer	Description	Material	Weight (lb.)	Unit
Dryspell Plus 10	Trident	10 CFM	Aluminum	46	UUT1
Dryspell Plus 20		20 CFM		64	Interpolated
Dryspell Plus 30		30 CFM		86	Interpolated
Dryspell Plus 45		45 CFM		108	Interpolated
Dryspell Plus 60		60 CFM		134	Interpolated
Dryspell Plus 100		100 CFM		234	Interpolated
Dryspell Plus 125		125 CFM		262	Interpolated
Dryspell Plus 200		200 CFM		472	Interpolated
Dryspell Plus 250		250 CFM		525	Interpolated
Dryspell Plus 300		300 CFM		564	UUT2C

Filters/ Moisture Separator					
Model Number	Manufacturer	Description	Material	Weight (lb.)	Unit
CSL-842-050HC	Solberg	1/2" Inlet Filter	Carbon Steel	3	Extrapolated
CSL-842-075HC		3/4" Inlet Filter		3	UUT1
CSL-842-100HC		1" Inlet Filter		3	Interpolated
CSL-848-125HC		1 1/4" Inlet Filter		5	Interpolated
CSL-848-150HC		1 1/2" Inlet Filter		5	UUT2C
F901D-04G	Numatics	1/2" Pre Filter	Aluminum	3	UUT1
F901H-04G		1/2" After Filter		3	UUT1
F901D-06G		3/4" Pre Filter		7	Interpolated
F901H-06G		3/4" After Filter		7	Interpolated
F901D-08G		1" Pre Filter		7	Interpolated
F901H-08G		1" After Filter		7	Interpolated
F901D-10G		1 1/4" Pre Filter		9	Interpolated
F901H-10G		1 1/4" After Filter		9	Interpolated
F901D-12G		1 1/2" Pre Filter		9	Interpolated
F901H-12G		1 1/2" After Filter		9	Interpolated
F901D-16G		2" Pre Filter		23	UUT2C
F901H-16G		2" After Filter		23	UUT2C

Sensor					
Model Number	Manufacturer	Description	Material	Unit	
EA2-TX	Michell	Dew Point Sensor	Stainless Steel	UUT1, UUT2C	
4035-RF	GFG	CO Transmitter (RF Version)	Carbon Steel	UUT1, UUT2C	

Special Seismic Certification

Table 19 - Certified Subcomponents: Vertical Tank Mounted Vacuum Systems



DCL Project Number: 03143-2601

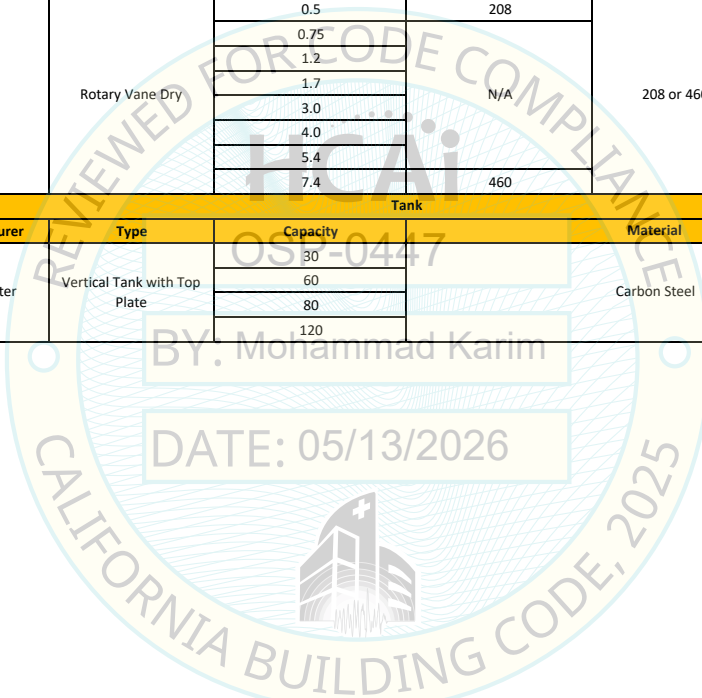
Manufacturer: Amico Source (Alternately Branded Amico Industrial)

Product Line: Medical Air and Vacuum Systems; Vertical Tank Mounted Vacuum Pumps

Mounting Description: Flexible Base (Neoprene)

Vacuum System Pumps							
Model Number	Manufacturer	Technology	HP	Voltage Tested	Voltage Certified	Material	Unit
RC0021	Busch	Rotary Vane Lubricated	1.0	208	208 or 460	Cast Iron	UUT3
RC0025			1.5				Interpolated
RC0040			2.0	Interpolated			
RC0063			3.0	Interpolated			
RC0100			5.0	Interpolated			
RC0101			5.0	Interpolated			
RC0155			5.0	Interpolated			
RC0205		7.5	460	UUT4			
MM1104		Contactless Claw	2.0	208	208 or 460		UUT3
MM1144			3.0	N/A			Interpolated
MM1102			4.0	Interpolated			
MM1142			5.4	208			UUT5
SV 1010C		Rotary Vane Dry	0.5	208	208 or 460		UUT5
SV 1016C			0.75	Interpolated			
SV 1025C			1.2	Interpolated			
SV 1040C	1.7		Interpolated				
SV 1063B	3.0		Interpolated				
SV 1080B	4.0		Interpolated				
SV 1100C	5.4		Interpolated				
SV 1140C	7.4		460	UUT4			

Tank							
Model Number	Manufacturer	Type	Capacity			Material	Unit
302408	Manchester	Vertical Tank with Top Plate	30	OSP-0447		Carbon Steel	Extrapolated
302412			60				UUT3
302419			80				Interpolated
302424			120				UUT4, UUT5



Special Seismic Certification

Table 20 - Certified Subcomponents: Horizontal Tank Mounted Vacuum Systems



DCL Project Number: 03143-2601


Manufacturer: Amico Source (Alternately Branded Amico Industrial)

Product Line: Medical Air and Vacuum Systems; Horizontal Tank Mounted Vacuum Pumps

Mounting Description: Flexible Base (Neoprene)

Vacuum System Pumps										
Model Number	Manufacturer	Technology	HP	Voltage Tested	Voltage Certified	Material	Unit			
RC0021	Busch	Rotary Vane Lubricated	1.0	460	208 or 460		UUT6			
RC0025			1.5	N/A			Interpolated			
RC0040			2.0				Interpolated			
RC0063			3.0				Interpolated			
RC0100			5.0				Interpolated			
RC0101			5.0				Interpolated			
RC0155			5.0				Interpolated			
RC0205			7.5				Interpolated			
RC0255			10.0				Interpolated			
RC0305			10.0				208	UUT7		
MM1104		Contactless Claw	2.0		460	208 or 460	Cast Iron	UUT6		
MM1144			3.0	N/A	Interpolated					
MM1102			4.0		Interpolated					
MM1142			5.4		Interpolated					
MM1202			6.4		Interpolated					
MM1252	7.5		208		UUT7					
SV 1010C	Rotary Vane Dry		0.5		460			208 or 460		UUT8
SV 1016C		0.75	N/A		Interpolated					
SV 1025C		1.2		Interpolated						
SV 1040C		1.7		Interpolated						
SV 1063B		3.0		Interpolated						
SV 1080B		4.0		Interpolated						
SV 1100C		5.4		Interpolated						
SV 1140C		7.4		208	UUT9					
VTLF2.200		Becker		Rotary Vane Dry	7.5	460				UUT8
VTLF2.250					8.9	N/A				Interpolated
VTLF2.250SK	10.7				Interpolated					
VTLF 2.400	12.1		208		UUT9					

Tank						
Model Number	Manufacturer	Type	Capacity	Material	Unit	
302693	Manchester	Horizontal Tank with Top Plate	60	Carbon Steel	UUT6	
303977			80		Interpolated	
302700			120		Interpolated	
302701			200		UUT8	
303181			240		UUT7, UUT9	



Special Seismic Certification

Table 21 - Certified Subcomponents: Modular Skid Mounted Vacuum Systems



DCL Project Number: 03143-2601

Manufacturer: Amico Source (Alternately Branded Amico Industrial)

Product Line: Medical Air and Vacuum Systems; Vertical & Horizontal Tank Mounted Vacuum Pumps

Mounting Description: Flexible Base (Neoprene)

Vacuum System Pumps											
Model Number	Manufacturer	Technology	HP	Voltage Tested	Voltage Certified	Material	Unit				
RC0021	Busch	Rotary Vane Lubricated	1.0	N/A	208 or 460	Cast Iron	Extrapolated				
RC0025			1.5				Extrapolated				
RC0040			2.0				Extrapolated				
RC0063			3.0				Extrapolated				
RC0100			5.0				Extrapolated				
RC0101			5.0				Extrapolated				
RC0155			5.0				Extrapolated				
RC0205			7.5				Extrapolated				
RC0255			10.0				Extrapolated				
RC0305			10.0				460	UUT14			
RC0400			15.0	N/A	Interpolated						
RC0502			20.0	N/A	Interpolated						
RC0630			25.0	208	UUT12						
MM1104			Busch	Contactless Claw	2.0	460	208 or 460	Cast Iron	UUT11		
MM1144					3.0	Interpolated					
MM1102	4.0	Interpolated									
MM1142	5.4	Interpolated									
MM1202	6.4	N/A			Interpolated						
MM1252	7.5	Interpolated									
MM1322	10.0	Interpolated									
MM1402	10.0	Interpolated									
MM1502	15.0	208, 460			UUT10, 11						
SV 1010C	Busch	Rotary Vane Dry			0.5	208			208 or 460	Cast Iron	UUT13
SV 1016C			0.75	Interpolated							
SV 1025C			1.2	Interpolated							
SV 1040C			1.7	N/A	Interpolated						
SV 1063B			3.0	N/A	Interpolated						
SV 1080B			4.0	Interpolated							
SV 1100C			5.4	Interpolated							
SV 1140C			7.4	208, 460	Interpolated						
VTLF2.200			Becker	Rotary Vane Dry	7.5	460	208 or 460	Cast Iron			UUT13
VTLF2.250					8.9	Interpolated					
VTLF2.250SK	10.7	N/A			Interpolated						
VTLF 2.400	12.1	Interpolated									
VTLF 2.500	17.7 / 25	208			UUT12						
Tank											
Model Number	Manufacturer	Type	Capacity	Material		Unit					
302410	Manchester	Vertical Tank	60	Carbon Steel		UUT14					
302414			80			UUT11					
302421			120			Interpolated					
302426			200			Interpolated					
302428			240			UUT10,12,13					

Special Seismic Certification
Table 22 - Certified Subcomponents: Rigid Base Mounted Controllers on Panel Stand
without Seismic Bracing



DCL Project Number: 03143-2601

Manufacturer: Axecon for Amico

Product Line: Medical Air and Vacuum System; Standalone Controllers

Mounting Description: Rigid Base Mounted

Controller Subcomponents								
Model Number	Manufacturer	Description	Material	Weight (lb.)	Unit			
LC1D12F7	Schneider Electric	Contactor	Plastic Cover	1	UUT15			
LC1D32F7				1	Same as UUT15			
LRD06	Schneider Electric	Overload relay	Plastic Cover	<1	Same as UUT15			
LRD07				<1	UUT15			
LRD08				<1	Same as UUT15			
LRD10				<1	Same as UUT15			
LRD12				<1	Same as UUT15			
LRD14				<1	Same as UUT15			
LRD16				<1	Same as UUT15			
LRD21				<1	Same as UUT15			
LRD22				<1	Same as UUT15			
LRD32				<1	Same as UUT15			
LRD35				<1	Same as UUT15			
ATV312HU11M3X				Schneider Electric	Variable frequency drive	Plastic Cover	4	Same as UUT15
ATV312HU11N4							4	UUT15
ATV312HU15M3X	4	Same as UUT15						
ATV312HU15N4	4	Same as UUT15						
ATV312HU22M3X	4	Same as UUT15						
HJL36015	Schneider Electric	Molded case circuit breaker	Plastic	5	UUT15			
HJL36020				5	Same as UUT15			
HJL36030				5	Same as UUT15			
HJL36040				5	Same as UUT15			
HJL36060				5	Same as UUT15			
HJL36080				5	Same as UUT15			
HJL36100				5	Same as UUT15			
9421U3	Schneider Electric	Operating mechanism for circuit Breaker	Carbon Steel	6	UUT15			
LBA361104	Schneider Electric	Class 9080 power distribution block	Plastic	<1	UUT15			
TF250D1	Schneider Electric	Class 9070 control transformer	Carbon Steel	9	Same as UUT15			
TF150D50				9	UUT15			
MG24426	Schneider Electric	Control circuit breaker, 2A	Plastic Cover	<1	UUT15			
MG24425	Schneider Electric	Control circuit breaker, 1A	Plastic Cover	<1	UUT15			
TM221C24R	Schneider Electric	PLC base controller	Plastic Cover	1	UUT15			
Controller Subcomponents								
Model Number	Manufacturer	Description	Material	Weight (lb.)	Unit			
TM3T14	Schneider Electric	Analog expansion card, 4 universal inputs	Plastic Cover	<1	UUT15			
TM3AM6	Schneider Electric	Analog expansion card, 4 inputs, 2 outputs	Plastic Cover	<1	UUT15			
TM2AR18LT	Schneider Electric	Analog expansion card, 8 PT100/PT1000 inputs	Plastic Cover	<1	UUT15			
TM3DI16	Schneider Electric	Digital expansion module, 16 inputs	Plastic Cover	<1	UUT15			
TM3DO16R	Schneider Electric	Digital expansion module, 16 outputs	Plastic Cover	<1	UUT15			
TMC2SL1	Schneider Electric	Serial communication module	Plastic Cover	<1	UUT15			
TM168D23CS	Schneider Electric	Bacnet bridge PLC base	Plastic Cover	2	UUT15			
TM168BACS	Schneider Electric	Bacnet module MS/TP	Plastic Cover	<1	UUT15			
HMISTU855	Schneider Electric	5.7" HMI	Plastic Cover	2	UUT15			
ZB4BK1333	Schneider Electric	Illuminated 3-pos. switch, Maintained	Plastic	<1	UUT15			
ZB4BK1733	Schneider Electric	Illuminated 3-pos. switch, spring return from left	Plastic	<1	UUT15			
NSYCCOTHIF	Schneider Electric	Thermostat	Plastic Cover	<1	UUT15			
7F.05.0.000.2000	Finder	Exhaust filter	Plastic	2	UUT15			
7F.05.0.000.3000				2	Same as UUT15			
7F.05.0.000.4000				2	Same as UUT15			
7F.05.0.000.5000				2	Same as UUT15			
7F.50.8.120.2055		Exhaust fan	Plastic	5	UUT15			
7F.50.8.120.3100				5	Same as UUT15			
7F.50.8.120.4370				5	Same as UUT15			
7F.50.8.120.5500				5	Same as UUT15			
MS2-H50	Keyence Corp.	24VDC 2A power supply	Plastic Cover	1	UUT15			
TMB-86-531	Floyd Bell, Inc.	Audible alarm annunciator	Plastic Cover	1	UUT15			
KLDR1/2	Littelfuse	Fuses	Melamine	<1	Same as UUT15			
KLDR1				<1	UUT15			
KLDR2				<1	Same as UUT15			
KLDR3				<1	Same as UUT15			
KLDR4				<1	Same as UUT15			
FLM2				<1	Same as UUT15			
FLM3				<1	Same as UUT15			
FLM4				<1	Same as UUT15			
FLM5				<1	Same as UUT15			
FLM10				<1	Same as UUT15			
WM302408NC	Rittal	Enclosure, NEMA 1/12	Carbon Steel	68	UUT15			

Special Seismic Certification
Table 23 - Certified Subcomponents: Rigid Base Mounted Controllers on Panel Stand
without Seismic Bracing



DCL Project Number: 03143-2601

Manufacturer: Axecon for Amico

Product Line: Medical Air and Vacuum System; Standalone Controllers

Mounting Description: Rigid Base Mounted

Controller Subcomponents								
Model Number	Manufacturer	Description	Material	Weight (lb.)	Unit			
LC1D12F7	Schneider Electric	Contactor	Plastic cover	1	Extrapolated			
LC1D32F7				1	Extrapolated			
LC1D50AF7				2	Interpolated			
LC1D65AF7				2	UUT2D			
LC1D80F7				4	Interpolated			
LC1D115F7				6	UUT16			
LRD06	Schneider Electric	Overload relay	Plastic Cover	<1	Extrapolated			
LRD07				<1	Extrapolated			
LRD08				<1	Extrapolated			
LRD10				<1	Extrapolated			
LRD12				<1	Extrapolated			
LRD14				<1	Extrapolated			
LRD16				<1	Extrapolated			
LRD21				<1	Extrapolated			
LRD22				<1	Extrapolated			
LRD32				<1	Extrapolated			
LRD35				<1	Extrapolated			
LRD340				1	Extrapolated			
LRD350				1	Extrapolated			
LRD365				1	UUT2D			
LRD3363				1	Interpolated			
LRD4865				2	Interpolated			
LRD5367				2	UUT16			
ATV312HD11M3X				Schneider Electric	Variable frequency drive	Plastic Cover	24	Same as UUT16
ATV312HD11N4							24	Same as UUT16
ATV312HD15M3X							24	UUT16
ATV312HD15N4	24	Same as UUT16						
9421U3	Schneider Electric	Operating mechanism for circuit Breaker	Carbon Steel	6	UUT2D,16			
LBA363106	Schneider Electric	Class 9080 power distribution block	Plastic	2	UUT2D,16			
MG24426	Schneider Electric	Control circuit breaker, 2A	Plastic Cover	<1	UUT2D,16			
MG24425	Schneider Electric	Control circuit breaker, 1A	Plastic Cover	<1	UUT2D,16			
TM221CE40R	Schneider Electric	PLC base controller	Plastic Cover	1	UUT2D,16			
TF500D50	Schneider Electric	Class 9070 control transformer	Carbon Steel	17	UUT2D			
TF750D1				18	Interpolated			
TF750D50				21	UUT16			
HJL36015				5	Same as UUT2D,16			
HJL36020	5	Same as UUT2D,16						
HJL36030	5	Same as UUT2D,16						
HJL36040	5	Same as UUT2D,16						
HJL36060	5	Same as UUT2D,16						
HJL36080	5	Same as UUT2D,16						
HJL36100	Schneider Electric	Molded case circuit breaker	Plastic	5	UUT2D,16			
FAL34015				5	Same as UUT2D,16			
FAL34020				5	Same as UUT2D,16			
FAL34030				5	Same as UUT2D,16			
FAL34040				5	Same as UUT2D,16			
FAL34060				5	Same as UUT2D,16			
FAL34080				5	Same as UUT2D,16			
FAL34100				5	Same as UUT2D,16			
TM3TI4				Schneider Electric	Analog expansion card, 4 universal inputs	Plastic Cover	<1	UUT2D,16
TM3AM6				Schneider Electric	Analog expansion card, 4 inputs, 2 outputs	Plastic Cover	<1	UUT16
TM2ARI8LT	Schneider Electric	Analog expansion card, 8 PT100/PT1000 inputs	Plastic Cover	<1	UUT2D,16			
TM3DI16	Schneider Electric	Digital expansion module, 16 inputs	Plastic Cover	<1	UUT16			
TM3DQ16R	Schneider Electric	Digital expansion module, 16 outputs	Plastic Cover	<1	UUT2D,16			
TMC2SL1	Schneider Electric	Serial communication module	Plastic Cover	<1	UUT16			
TM168D23CS	Schneider Electric	Bacnet bridge PLC base	Plastic Cover	2	UUT16			
TM168BACS	Schneider Electric	Bacnet module MS/TP	Plastic Cover	<1	UUT16			
HMI5TU855	Schneider Electric	5.7" HMI	Plastic Cover	2	UUT2D			
HMI5TO4310	Schneider Electric	7.5" HMI	Plastic Cover	4	UUT16			
ZB4BK1333	Schneider Electric	Illuminated 3-pos. switch, maintained	Plastic	<1	UUT16			

Continued on Next Page

Special Seismic Certification

Table 24 - Certified Subcomponents: Rigid Base Mounted Controllers on Panel Stand without Seismic Bracing (continued)




DCL Project Number: 03143-2601

Manufacturer: Axecon for Amico

Product Line: Medical Air and Vacuum System; Standalone Controllers

Mounting Description: Rigid Base Mounted

Controller Subcomponents (continued)					
Model Number	Manufacturer	Description	Material	Weight (lb.)	Unit
ZB4BK1733	Schneider Electric	Illuminated 3-pos. switch, spring return from left	Plastic	<1	UUT2D, UUT16
NSYCCOTHIF	Schneider Electric	Thermostat	Plastic Cover	<1	UUT16
7F.05.0.000.2000	Finder	Exhaust filter	Plastic	2	Same as UUT16
7F.05.0.000.3000				2	Same as UUT16
7F.05.0.000.4000				2	Same as UUT16
7F.05.0.000.5000				2	UUT16
7F.50.8.120.2055		Exhaust fan	Plastic	5	Same as UUT16
7F.50.8.120.3100				5	Same as UUT16
7F.50.8.120.4370				5	Same as UUT16
7F.50.8.120.5500				5	UUT16
MS2-H50	Keyence Corp.	24VDC 2A power supply	Plastic Cover	1	UUT2D,16
TMB-86-531	Floyd Bell, Inc.	Audible alarm annunciator	Plastic Cover	1	UUT2D,16
KLDR1/2	Littelfuse	Fuses	Melamine	<1	Interpolated
KLDR1				<1	Interpolated
KLDR2				<1	Interpolated
FLM2				<1	Interpolated
FLM3				<1	Interpolated
FLM4				<1	Interpolated
KLDR3				<1	UUT2D
KLDR4				<1	UUT16
FLM5				<1	UUT2D
FLM10				<1	UUT16
TS8245.500 + TS8145.235	Rittal	Enclosure, NEMA 1/12	Carbon Steel	403	UUT2D
TS8265.500 + TS8165.235				395	UUT16



Special Seismic Certification

Table 25 - Certified Subcomponents: Rigid & Isolated Wall Mounted Controllers




DCL Project Number: 03143-2601

Manufacturer: Axecon for Amico

Product Line: Medical Air and Vacuum System; Standalone Controllers

Mounting Description: Rigid & Isolated Wall Mounted

Controller Subcomponents								
Model Number	Manufacturer	Description	Material	Weight (lb.)	Unit			
LC1D12F7	Schneider Electric	Contactor	Plastic Cover	1	UUT17A,B			
LC1D32F7				1	Interpolated			
LC1D50AF7				2	Interpolated			
LC1D65AF7				2	Interpolated			
LC1D80F7				4	UUT18A,18B			
LRD06	Schneider Electric	Overload relay	Plastic Cover	<1	UUT17A,B			
LRD07				<1	Interpolated			
LRD08				<1	Interpolated			
LRD10				<1	Interpolated			
LRD12				<1	Interpolated			
LRD14				<1	Interpolated			
LRD16				<1	Interpolated			
LRD21				<1	Interpolated			
LRD22				<1	Interpolated			
LRD32				<1	Interpolated			
LRD35				<1	Interpolated			
LRD340				1	Interpolated			
LRD350				1	Interpolated			
LRD365				1	Interpolated			
LRD3363				1	Interpolated			
LRD5367				2	Interpolated			
LRD4865				2	UUT18A,B			
FAL34015				Schneider Electric	Molded case circuit breaker	Plastic	5	UUT17A,B
HJL36015							5	Interpolated
HJL36020							5	Interpolated
HJL36030	5	Interpolated						
HJL36040	5	Interpolated						
HJL36060	5	Interpolated						
HJL36080	5	Interpolated						
HJL36100	5	Interpolated						
FAL34020	5	Interpolated						
FAL34030	5	Interpolated						
FAL34040	5	Interpolated						
FAL34060	5	Interpolated						
FAL34080	5	Interpolated						
FAL34100	5	UUT18A,B						
TF250D1	Schneider Electric	Class 9070 control transformer	Carbon Steel				8	Extrapolated
TF150N12				10	UUT17A,17B			
TF500D1				13	Interpolated			
TF750D1				18	UUT18A,18B			
TWDLCAA24DRF	Schneider Electric	PLC base controller	Plastic Cover	1	UUT17A,17B			
TWDLCAA40DRF	Schneider Electric	PLC base controller	Plastic Cover	1	UUT18A,18B			
TM2AMI4LT	Schneider Electric	Analog expansion card, 4 universal inputs	Plastic Cover	<1	UUT17A,B, UUT18A,B			
TM2DRA16RT	Schneider Electric	Digital expansion module, 16 outputs	Plastic Cover	<1	UUT18A,B			
TWDNAC485T	Schneider Electric	Serial communication module	Plastic Cover	<1	UUT18A,B			
TM172PDG428	Schneider Electric	Bacnet PLC base module	Plastic Cover	2	UUT18A,B			
HMISTO512	Schneider Electric	2.5" HMI	Plastic Cover	1	UUT17A,B			
HMISTU655	Schneider Electric	3.5" HMI	Plastic Cover	1	UUT18A,B			
ZB4BA6	Schneider Electric	Push button, blue	Plastic Cover	<1	UUT17A,B, UUT18A,B			
ABL8REM24030	Schneider Electric	24VDC 3A power supply	Plastic Cover	1	UUT18A,B			
KLDR1/2	Littelfuse	Fuses	Melamine	<1	UUT17A,B			
KLDR1				<1	Interpolated			
KLDR2				<1	Interpolated			
KLDR3				<1	Interpolated			
FLM3				<1	Interpolated			
FLM4				<1	Interpolated			
FLM5				<1	Interpolated			
FLM10				<1	Interpolated			
KLDR4				<1	UUT18A,B			
FLM2				<1	UUT17A,B			
NSYS3DC6620	Schneider Electric	Enclosure, NEMA 1/12	Carbon Steel	31	UUT17A,B			
NSYS3DC8620				45	Interpolated			
NSYS3DC10825				72	UUT18A,B			



Special Seismic Certification

Table 26 - Certified Subcomponents: Base Mounted Standalone Controllers on Panel Stand and Braced at Top




DCL Project Number: 03143-2601

Manufacturer: Axecon for Amico

Product Line: Medical Air and Vacuum System; Standalone Controllers

Mounting Description: Rigid & Isolated Base Mounted

Controller Subcomponents					
Model Number	Manufacturer	Description	Material	Weight (lb.)	Unit
LC1D12F7	Schneider Electric	Contactor	Plastic Cover	1	UUT19A,B
LC1D32F7				1	Interpolated
LC1D50AF7				2	Interpolated
LC1D65AF7				2	Interpolated
LC1D80F7				4	UUT20A,B
LRD06	Schneider Electric	Overload relay	Plastic Cover	<1	UUT19A,B
LRD07				<1	Interpolated
LRD08				<1	Interpolated
LRD10				<1	Interpolated
LRD12				<1	Interpolated
LRD14				<1	Interpolated
LRD16				<1	Interpolated
LRD21				<1	Interpolated
LRD22				<1	Interpolated
LRD32				<1	Interpolated
LRD35				<1	Interpolated
LRD340				1	Interpolated
LRD350				1	Interpolated
LRD365				1	Interpolated
LRD3363				1	Interpolated
LRD5367				2	Interpolated
LRD4865				2	UUT20A,B
HJL36015	Schneider Electric	Molded case circuit breaker	Plastic	5	Interpolated
HJL36020				5	Interpolated
HJL36030				5	Interpolated
HJL36040				5	Interpolated
HJL36060				5	Interpolated
HJL36080				5	Interpolated
HJL36100				5	Interpolated
FAL34015				5	UUT19A,B
FAL34020				5	Interpolated
FAL34030				5	Interpolated
FAL34040				5	Interpolated
FAL34060				5	Interpolated
FAL34080				5	Interpolated
FAL34100	5	UUT20A,B			
TF250D1	Schneider Electric	Class 9070 control transformer	Carbon Steel	8	Extrapolated
TF150N12				10	UUT19A,B
TF500D1				13	Interpolated
TF750D1				18	UUT20A,B
TWDLCAA24DRF	Schneider Electric	PLC base controller	Plastic Cover	1	UUT19A,B
TWDLCAA40DRF	Schneider Electric	PLC base controller	Plastic Cover	1	UUT20A,B
TM2AMI4LT	Schneider Electric	Analog expansion card, 4 universal inputs	Plastic Cover	<1	UUT19A,B, UUT20A,B
TM2DRA16RT	Schneider Electric	Digital expansion module, 16 outputs	Plastic Cover	<1	UUT20A,B
TWDNAC485T	Schneider Electric	Serial communication module	Plastic Cover	<1	UUT20A,B
TM172PDG428	Schneider Electric	Bacnet PLC base module	Plastic Cover	2	UUT20A,B
HMISTO512	Schneider Electric	2.5" HMI	Plastic Cover	1	UUT19A,B
HMISTU655	Schneider Electric	3.5" HMI	Plastic Cover	1	UUT20A,B
ZB4BA6	Schneider Electric	Push button, blue	Plastic Cover	<1	UUT19A,B, UUT20A,B
ABL8REM24030	Schneider Electric	24VDC 3A power supply	Plastic Cover	1	UUT20A,B
KLDR1	Littelfuse	Fuses	Melamine	<1	Interpolated
KLDR2				<1	Interpolated
KLDR3				<1	Interpolated
KLDR4				<1	UUT20A,20B
FLM2				<1	UUT19A,B
FLM3				<1	Interpolated
FLM4				<1	Interpolated
FLM5				<1	Interpolated
FLM10				<1	Interpolated
KLDR1/2				<1	UUT19A,B
NSYS3DC6620	Schneider Electric	Enclosure, NEMA 1/12	Carbon Steel	31	UUT19A,B
NSYS3DC8620				45	Interpolated
NSYS3DC10825				72	UUT20A,B



Special Seismic Certification
Table 27 - Tested Units



DCL Project Number: 03143-2601

Manufacturer: Amico Source (Alternately Branded Amico Industrial)

Product Line: Medical Air and Vacuum Systems; Modular Skid Mounted Scroll Air Compressors

Certified Product Construction: Painted carbon steel frame. Control panel is painted carbon steel, NEMA 1/12.

Certified Seismic Levels: Sds=2.0g at z/h=1.0 and z/h=0

Factors for Force Amplification and Structure Ductility Reduction: $H_f = 3.5$ at $z/h=1.0$; 1.0 at $z/h=0$ and $R_d = 1.3$ at $z/h=1.0$; 1.0 at $z/h=0$

Model Number	Manufacturer	Technology	Configuration	Dimensions [in.]			Weight [lb.]	Mounting	DCL Test Report Number	Unit		
				Height	Width	Depth						
Medical Air System												
A-XXX-D-080P-SS-N-020-46063-TS	Amico Source (Alternately Branded Amico Industrial)	Scroll / Reciprocating Air	Modular Skid Mounted	73.0	67.0	74.0	1,370	Flexible Base (Neoprene)	71743-1501	UUT1		
A-XXX-D-240P-SS-N-200-20863-TS (Pump skid)		Scroll / Reciprocating Air	Modular Skid Mounted	96.0	46.0	80.0	1,940		71743-1501	UUT2A		
A-XXX-D-240P-SS-N-200-20863-TS (Receiver tank skid)		Scroll / Reciprocating Air	Modular Skid Mounted	99.0	46.0	80.0	710		71743-1501	UUT2B		
A-XXX-D-240P-SS-N-200-20863-TS (Dryer skid)		Scroll / Reciprocating Air	Modular Skid Mounted	70.0	46.0	79.0	1,560		71743-1501	UUT2C		
MA/MV 7 604-200-208-BAC-WM (A-XXX-D-240P-SS-N-200-20863-TS Control panel skid)	Axecon for Amico	Scroll / Reciprocating Air	Modular Skid Mounted	71.0	51.5	29.5	750	Rigid Base	71743-1501	UUT2D		
Medical Vacuum System												
V-xxx-D-060P-TS-N-xxx-46063-xxMxSx	Amico Source (Alternately Branded Amico Industrial)	Claw / Rotary Lubricated	Vertical Tank Mounted	89.0	49.0	47.0	1,040	Flexible Base (Neoprene)	71743-1501	UUT3		
V-xxx-D-120P-TS-N-xxx-20863-xxMxSx		Rotary Lubricated / Rotary Dry	Vertical Tank Mounted	85.0	47.0	64.0	1,430		71743-1501	UUT4		
V-xxx-D-120P-TS-N-xxx-20863-xxMxSx		Claw / Rotary Dry	Vertical Tank Mounted	85.0	50.0	48.5	1,110		71743-1501	UUT5		
V-xxx-D-060P-TH-N-xxx-46063-xxMxSx		Claw / Rotary Lubricated	Horizontal Tank Mounted	62.0	39.0	70.0	960		71743-1501	UUT6		
V-xxx-D-240P-TH-N-xxx-20863-xxMxSx		Claw / Rotary Lubricated	Horizontal Tank Mounted	75.0	46.5	97.0	2,040		71743-1501	UUT7		
V-xxx-D-120P-TH-N-xxx-46063-xxxxSx		Rotary Dry	Horizontal Tank Mounted	63.0	50.0	86.0	1,270		71743-1501	UUT8		
V-xxx-D-240P-TH-N-xxx-20863-xxxxSx		Rotary Dry	Horizontal Tank Mounted	77.0	55.0	100.0	2,250		71743-1501	UUT9		
V-CCD-D-240P-SS-N-150-20863-xxMVxW		Claw	Modular Skid Mounted	96.0	73.0	55.0	2,960		71743-1501	UUT10		
V-CCD-T-080P-SS-N-xxx-46063-xxMVxW		Claw	Modular Skid Mounted	99.0	73.0	70.5	3,670		71743-1501	UUT11		
V-xxx-D-240P-SS-N-xxx-20863-xxxxSW		Rotary Lubricated / Rotary Dry	Modular Skid Mounted	99.0	94.3	79.5	4,200		73815-2301	UUT12		
V-xxx-D-240P-SS-N-xxx-20863-xxMxSW		Rotary Lubricated / Rotary Dry	Modular Skid Mounted	103.0	67.0	55.0	1,460		71743-1501	UUT13		
V-xxx-T-060P-SS-N-xxx-46063-xxxxSx		Rotary Lubricated / Rotary Dry	Modular Skid Mounted	93.0	67.0	55.0	2,390		71743-1501	UUT14		
Medical Air or Vacuum System												
MA/MV 7/8 204-015-460		Axecon for Amico	N/A	Standalone Control Panel	54.0	24.0	11.5		158	Rigid Base Mounted with Stand	71743-1501	UUT15
MA/MV 7/8 605-200-208-BAC-WM	N/A		Standalone Control Panel	93.0	53.5	31.8	960	71743-1501	UUT16			
MV2202-30	N/A		Standalone Control Panel	24.0	24.0	12.0	72	Rigid Wall	72076-1601	UUT17A		
MV2202-30	N/A		Standalone Control Panel	24.0	24.0	12.0	72	Isolated Wall	72076-1601	UUT17B		
MV3403-65	N/A		Standalone Control Panel	40.0	32.0	10.0	181	Rigid Wall	72076-1601	UUT18A		
MV3403-65	N/A		Standalone Control Panel	40.0	32.0	10.0	181	Isolated Wall	72076-1601	UUT18B		
MV2202-30	N/A		Standalone Control Panel	48.0	24.0	23.0	152	Rigid Base	72076-1601	UUT19A		
MV2202-30	N/A		Standalone Control Panel	48.0	24.0	23.0	152	Isolated Base	72076-1601	UUT19B		
MV3403-65	N/A		Standalone Control Panel	64.0	32.0	30.0	268	Rigid Base	72076-1601	UUT20A		
MV3403-65	N/A		Standalone Control Panel	64.0	32.0	30.0	268	Isolated Base	72076-1601	UUT20B		

UNIT UNDER TEST (UUT) Summary Sheet



UUT1

DCL Report Number: 71743-1501

Test Dates: July - August, 2015

Manufacturer: Amico Source (Alternately Branded Amico Industrial)

Product Line: Medical Air and Vacuum Systems

Model Number: A-XXX-D-080P-SS-N-020-46063-TS

Product Construction Summary: Painted carbon steel skid. Control panel is painted carbon steel, NEMA 1/12.

Options / Component Summary:

Subcomponent Type	Model Number	Manufacturer	Material
Medical Air System Compressors	SRL-2.2CUM	Hitachi	Aluminum
	0.75OU	Hitachi	Aluminum
Tank	302414	Manchester	Carbon Steel
Dryer	Dryspell Plus 10	Trident	Aluminum
Filters/ Moisture Separator	CSL-842-075HC	Solberg	Carbon Steel
	F901D-04G	Numatics	Aluminum
	F901H-04G	Numatics	Aluminum
Sensor	EA2-TX	Michell	Stainless Steel
	4035-RF	GFG	Carbon Steel

Note: The UUT was operational before and after shaking and was full of operating content during the tests. The structural integrity of the component attachment system and force-resisting systems was maintained before and after the AC 156 test.


UUT Properties

Operating Weight (lb)	Dimensions (in)			Lowest Natural Frequency (Hz)		
	Height	Width	Depth	Side-Side	Front-Back	Vertical
1,370	73.0	67.0	74.0	7.3	7.8	16.8

Seismic Test Parameters

Building Code	Test Criteria	Sds (g)	z/h	H _f	R _μ	I _p	Aflx-H (g)	Arig-H (g)	Aflx-V (g)	Arig-V (g)
CBC 2025	ICC-ES	2.50	1.0	3.5	1.3	1.5	4.00	3.00	N/A	N/A
	AC156-24	2.50	0.0	1.0	1.0		N/A	N/A	1.67	0.67

Unit Mounting Description: The unit was flexibly base mounted to the shake table with (9) 1/2" diameter Grade 5 bolts, 3/16" thick 4"x4" carbon steel plate, and 4"x4" combination cork and neoprene isolation pads by Vibration Isolation Co., Inc., Model CNP-16.



UNIT UNDER TEST (UUT) Summary Sheet



UUT2A

DCL Report Number: 71743-1501

Test Dates: July - August, 2015

Manufacturer: Amico Source (Alternately Branded Amico Industrial)

Product Line: Medical Air and Vacuum Systems

Model Number: A-XXX-D-240P-SS-N-200-20863-TS (pump skid)

Product Construction Summary: Painted carbon steel skid.

Options / Component Summary:

Subcomponent Type	Model Number	Manufacturer	Material
Medical Air System Compressors	SRL-7.5CUM	Hitachi	Aluminum
	15.0OU	Hitachi	Aluminum

Note: The UUT was operational before and after shaking and was full of operating content during the tests. The structural integrity of the component attachment system and force-resisting systems was maintained before and after the AC 156 test.

UUT Properties

Operating Weight (lb)	Dimensions (in)			Lowest Natural Frequency (Hz)		
	Height	Width	Depth	Side-Side	Front-Back	Vertical
1,940	96.0	46.0	80.0	3.3	4.3	5.0

Seismic Test Parameters

Building Code	Test Criteria	S _{ds} (g)	z/h	H _f	R _μ	I _p	Aflx-H (g)	Arig-H (g)	Aflx-V (g)	Arig-V (g)
CBC 2025	ICC-ES	2.00	1.0	3.5	1.3	1.5	3.20	2.40	N/A	N/A
	AC156-24	2.00	0.0	1.0	1.0		N/A	N/A	1.33	0.53

Unit Mounting Description: The unit was flexibly base mounted to the shake table with (4) 1/2" diameter Grade 5 bolts, 3/16" thick 4"x4" carbon steel plate, and 4"x4" combination cork and neoprene isolation pads by Vibration Isolation Co., Inc., Model CNP-16.



UNIT UNDER TEST (UUT) Summary Sheet



UUT2B

DCL Report Number: 71743-1501

Test Dates: July - August, 2015

Manufacturer: Amico Source (Alternately Branded Amico Industrial)

Product Line: Medical Air and Vacuum Systems

Model Number: A-XXX-D-240P-SS-N-200-20863-TS (receiver tank skid)

Product Construction Summary: Painted carbon steel skid.

Options / Component Summary:

Subcomponent Type	Model Number	Manufacturer	Material
Tank	302428	Manchester	Carbon Steel

Note: The UUT was operational before and after shaking and was full of operating content during the tests. The structural integrity of the component attachment system and force-resisting systems was maintained before and after the AC 156 test.

UUT Properties

Operating Weight (lb)	Dimensions (in)			Lowest Natural Frequency (Hz)		
	Height	Width	Depth	Side-Side	Front-Back	Vertical
710	99.0	46.0	80.0	6.3	5.3	17.3

Seismic Test Parameters

Building Code	Test Criteria	Sds (g)	z/h	H _r	R _μ	I _p	Aflx-H (g)	Arig-H (g)	Aflx-V (g)	Arig-V (g)
CBC 2025	ICC-ES	2.00	1.0	3.5	1.3	1.5	3.20	2.40	N/A	N/A
	AC156-24	2.00	0.0	1.0	1.0		N/A	N/A	1.33	0.53

Unit Mounting Description: The unit was flexibly base mounted to the shake table with (4) 1/2" diameter Grade 5 bolts, 3/16" thick 4"x4" carbon steel plate, and 4"x4" combination cork and neoprene isolation pads by Vibration Isolation Co., Inc., Model CNP-16.



UNIT UNDER TEST (UUT) Summary Sheet



UUT2C

DCL Report Number: 71743-1501

Test Dates: July - August, 2015

Manufacturer: Amico Source (Alternately Branded Amico Industrial)

Product Line: Medical Air and Vacuum Systems

Model Number: A-XXX-D-240P-SS-N-200-20863-TS (dryer skid)

Product Construction Summary: Painted carbon steel skid.

Options / Component Summary:

Subcomponent Type	Model Number	Manufacturer	Material
Dryer	Dryspell Plus 300	Trident	Aluminum
Filters/ Moisture Separator	CSL-848-150HC	Solberg	Carbon Steel
	F901D-16G	Numatics	Aluminum
	F901H-16G	Numatics	Aluminum
Sensor	EA2-TX	Michell	Stainless Steel
	4035-RF	GFG	Carbon Steel

Note: The UUT was operational before and after shaking and was full of operating content during the tests. The structural integrity of the component attachment system and force-resisting systems was maintained before and after the AC 156 test.

UUT Properties

Operating Weight (lb)	Dimensions (in)			Lowest Natural Frequency (Hz)		
	Height	Width	Depth	Side-Side	Front-Back	Vertical
1,560	70.0	46.0	79.0	6.5	4.8	15.0

Seismic Test Parameters

Building Code	Test Criteria	Sds (g)	z/h	H _r	R _μ	I _p	Aflx-H (g)	Arig-H (g)	Aflx-V (g)	Arig-V (g)
CBC 2025	ICC-ES	2.50	1.0	3.5	1.3	1.5	4.00	3.00	N/A	N/A
	AC156-24	2.50	0.0	1.0	1.0		N/A	N/A	1.67	0.67

Unit Mounting Description: Flexible base mounted; the unit was attached to the shake table with (4) 1/2" diameter Grade 5 bolts, 3/16" thick 4"x4" carbon steel plate, and 4"x4" combination cork and neoprene isolation pads by Vibration Isolation Co., Inc., Model CNP-16.



UNIT UNDER TEST (UUT) Summary Sheet



UUT2D

DCL Report Number: 71743-1501

Test Dates: July - August, 2015

Manufacturer: Axecon for Amico

Product Line: Medical Air and Vacuum Systems

Model Number: MA/MV 7 604-200-208-BAC-WM (A-XXX-D-240P-SS-N-200-20863-TS Control Panel Skid)

Product Construction Summary: Control panel is painted carbon steel, NEMA 1/12.

Note: The UUT was operational before and after shaking and was full of operating content during the tests. The structural integrity of the component attachment system and force-resisting systems was maintained before and after the AC 156 test.

UUT Properties

Operating Weight (lb)	Dimensions (in)			Lowest Natural Frequency (Hz)		
	Height	Width	Depth	Side-Side	Front-Back	Vertical
750	71.0	51.5	29.5	7.8	20.3	21.3

Seismic Test Parameters

Building Code	Test Criteria	Sds (g)	z/h	H _r	R _μ	I _p	Aflx-H (g)	Arig-H (g)	Aflx-V (g)	Arig-V (g)
CBC 2025	ICC-ES	2.50	1.0	3.5	1.3	1.5	4.00	3.00	N/A	N/A
	AC156-24	2.50	0.0	1.0	1.0		N/A	N/A	1.67	0.67

Unit Mounting Description: Rigid base mounted: the unit was attached to the manufacturer-provided stand (Amico Part Number STEEL-PDL-WELDED-1) with (4) 3/8" x 3 Grade 5 hex cap screws, 3/8" flat washers, lock nuts, and 5/16" flat washers. The stand was mounted to the shake table with (8) 1/2" diameter Grade 5 bolts.



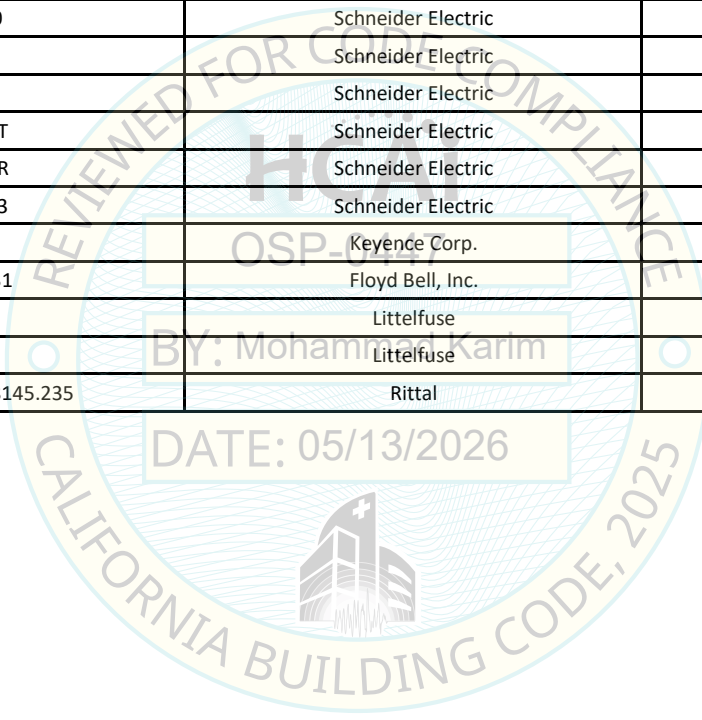
UNIT UNDER TEST (UUT) Summary Sheet



UUT2D

Options / Component Summary:

Model Number	Manufacturer	Material
Controller Subcomponents		
LC1D65AF7	Schneider Electric	Plastic cover
LRD365	Schneider Electric	Plastic Cover
9421LJ3	Schneider Electric	Carbon Steel
LBA363106	Schneider Electric	Plastic
MG24426	Schneider Electric	Plastic Cover
MG24425	Schneider Electric	Plastic Cover
TM221CE40R	Schneider Electric	Plastic Cover
TF500D50	Schneider Electric	Carbon Steel
TF750D50	Schneider Electric	Carbon Steel
HJL36100	Schneider Electric	Plastic
TM3TI4	Schneider Electric	Plastic Cover
TM2ARI8LT	Schneider Electric	Plastic Cover
TM3DQ16R	Schneider Electric	Plastic Cover
ZB4BK1733	Schneider Electric	Plastic
MS2-H50	Keyence Corp.	Plastic Cover
TMB-86-531	Floyd Bell, Inc.	Plastic Cover
KLDR3	Littelfuse	Melamine
FLM5	Littelfuse	Melamine
TS8245.500 + TS8145.235	Rittal	Carbon Steel



UNIT UNDER TEST (UUT) Summary Sheet



UUT3

DCL Report Number: 71743-1501

Test Dates: July - August, 2015

Manufacturer: Amico Source (Alternately Branded Amico Industrial)

Product Line: Medical Air and Vacuum Systems

Model Number: V-xxx-D-060P-TS-N-xxx-46063-xxMxSx

Product Construction Summary: Control panel is painted carbon steel, NEMA 1/12.

Options / Component Summary:

Subcomponent Type	Model Number	Manufacturer	Material
Vacuum System Pumps	RC0021	Busch	Cast Iron
	MM1104	Busch	Cast Iron
Tank	302412	Manchester	Carbon Steel

Note: The UUT was operational before and after shaking and was full of operating content during the tests. The structural integrity of the component attachment system and force-resisting systems was maintained before and after the AC 156 test.

UUT Properties

Operating Weight (lb)	Dimensions (in)			Lowest Natural Frequency (Hz)		
	Height	Width	Depth	Side-Side	Front-Back	Vertical
1,040	89.0	49.0	47.0	5.3	4.3	8.8

Seismic Test Parameters

Building Code	Test Criteria	Sds (g)	z/h	H _f	R _μ	I _p	Aflx-H (g)	Arig-H (g)	Aflx-V (g)	Arig-V (g)
CBC 2025	ICC-ES AC156-24	2.00	1.0	3.5	1.3	1.5	3.20	2.40	N/A	N/A
		2.00	0.0	1.0	1.0		N/A	N/A	1.33	0.53

Unit Mounting Description: Flexible base mounted: the unit was attached to the shake table with (4) 1/2" diameter Grade 5 bolts, 3/16" thick 4"x4" carbon steel plate, and 4"x4" combination cork and neoprene isolation pads by Vibration Isolation Co., Inc., Model CNP-16.



UNIT UNDER TEST (UUT) Summary Sheet



UUT4

DCL Report Number: 71743-1501

Test Dates: July - August, 2015

Manufacturer: Amico Source (Alternately Branded Amico Industrial)

Product Line: Medical Air and Vacuum Systems

Model Number: V-xxx-D-120P-TS-N-xxx-20863-xxMxSx

Product Construction Summary: Control panel is painted carbon steel, NEMA 1/12.

Options / Component Summary:

Subcomponent Type	Model Number	Manufacturer	Material
Vacuum System Pumps	RC0021	Busch	Cast Iron
	MM1104	Busch	Cast Iron
Tank	302412	Manchester	Carbon Steel

Note: The UUT was operational before and after shaking and was full of operating content during the tests. The structural integrity of the component attachment system and force-resisting systems was maintained before and after the AC 156 test.

UUT Properties

Operating Weight (lb)	Dimensions (in)			Lowest Natural Frequency (Hz)		
	Height	Width	Depth	Side-Side	Front-Back	Vertical
1,430	85.0	47.0	64.0	5.8	5.5	6.3

Seismic Test Parameters

Building Code	Test Criteria	Sds (g)	z/h	H _f	R _μ	I _p	Aflx-H (g)	Arig-H (g)	Aflx-V (g)	Arig-V (g)
CBC 2025	ICC-ES	2.00	1.0	3.5	1.3	1.5	3.20	2.40	N/A	N/A
	AC156-24	2.00	0.0	1.0	1.0		N/A	N/A	1.33	0.53

Unit Mounting Description: Flexible base mounted: the unit was attached to the shake table with (4) 1/2" diameter Grade 5 bolts, (4) 1/4" thick 2"x2" A36 washers, 3/16" thick 4"x4" carbon steel plate, and 4"x4" combination cork and neoprene isolation pads by Vibration Isolation Co., Inc., Model CNP-16.



UNIT UNDER TEST (UUT) Summary Sheet



UUT5

DCL Report Number: 71743-1501

Test Dates: July - August, 2015

Manufacturer: Amico Source (Alternately Branded Amico Industrial)

Product Line: Medical Air and Vacuum Systems

Model Number: V-xxx-D-120P-TS-N-xxx-20863-xxMxSx

Product Construction Summary: Control panel is painted carbon steel, NEMA 1/12.

Options / Component Summary:

Subcomponent Type	Model Number	Manufacturer	Material
Vacuum System Pumps	MM1142	Busch	Cast Iron
	SV 1010C	Busch	Cast Iron
Tank	302424	Manchester	Carbon Steel

Note: The UUT was operational before and after shaking and was full of operating content during the tests. The structural integrity of the component attachment system and force-resisting systems was maintained before and after the AC 156 test.

UUT Properties

Operating Weight (lb)	Dimensions (in)			Lowest Natural Frequency (Hz)		
	Height	Width	Depth	Side-Side	Front-Back	Vertical
1,110	85.0	50.0	48.5	7.0	5.3	9.5

Seismic Test Parameters

Building Code	Test Criteria	Sds (g)	z/h	H _f	R _μ	I _p	Aflx-H (g)	Arig-H (g)	Aflx-V (g)	Arig-V (g)
CBC 2025	ICC-ES AC156-24	2.00	1.0	3.5	1.3	1.5	3.20	2.40	N/A	N/A
		2.00	0.0	1.0	1.0		N/A	N/A	1.33	0.53

Unit Mounting Description: Flexible base mounted: the unit was attached to the shake table with (4) 1/2" diameter Grade 5 bolts, 3/16" thick 4"x4" carbon steel plate, and 4"x4" combination cork and neoprene isolation pads by Vibration Isolation Co., Inc., Model CNP-16.



UNIT UNDER TEST (UUT) Summary Sheet



UUT6

DCL Report Number: 71743-1501

Test Dates: July - August, 2015

Manufacturer: Amico Source (Alternately Branded Amico Industrial)

Product Line: Medical Air and Vacuum Systems

Model Number: V-xxx-D-060P-TH-N-xxx-46063-xxMxSx

Product Construction Summary: Control panel is painted carbon steel, NEMA 1/12.

Options / Component Summary:

Subcomponent Type	Model Number	Manufacturer	Material
Vacuum System Pumps	RC0021	Busch	Cast Iron
	MM1104	Busch	Cast Iron
Tank	302693	Manchester	Carbon Steel

Note: The UUT was operational before and after shaking and was full of operating content during the tests. The structural integrity of the component attachment system and force-resisting systems was maintained before and after the AC 156 test.

UUT Properties

Operating Weight (lb)	Dimensions (in)			Lowest Natural Frequency (Hz)		
	Height	Width	Depth	Side-Side	Front-Back	Vertical
960	62.0	39.0	70.0	7.0	6.8	13.0

Seismic Test Parameters

Building Code	Test Criteria	Sds (g)	z/h	H _f	R _μ	I _p	Aflx-H (g)	Arig-H (g)	Aflx-V (g)	Arig-V (g)
CBC 2025	ICC-ES	2.50	1.0	3.5	1.3	1.5	4.00	3.00	N/A	N/A
	AC156-24	2.50	0.0	1.0	1.0		N/A	N/A	1.67	0.67

Unit Mounting Description: Flexible base mounted: the unit was attached to the shake table with (4) 1/2" diameter Grade 5 bolts, 3/16" thick 4"x4" carbon steel plate, and 4"x4" combination cork and neoprene isolation pads by Vibration Isolation Co., Inc., Model CNP-16.



UNIT UNDER TEST (UUT) Summary Sheet



UUT7

DCL Report Number: 71743-1501

Test Dates: July - August, 2015

Manufacturer: Amico Source (Alternately Branded Amico Industrial)

Product Line: Medical Air and Vacuum Systems

Model Number: V-xxx-D-240P-TH-N-xxx-20863-xxMxSx

Product Construction Summary: Control panel is painted carbon steel, NEMA 1/12.

Options / Component Summary:

Subcomponent Type	Model Number	Manufacturer	Material
Vacuum System Pumps	RC0305	Busch	Cast Iron
	MM1252	Busch	Cast Iron
Tank	303181	Manchester	Carbon Steel

Note: The UUT was operational before and after shaking and was full of operating content during the tests. The structural integrity of the component attachment system and force-resisting systems was maintained before and after the AC 156 test.

UUT Properties

Operating Weight (lb)	Dimensions (in)			Lowest Natural Frequency (Hz)		
	Height	Width	Depth	Side-Side	Front-Back	Vertical
2,040	75.0	46.5	97.0	5.5	6.0	9.3

Seismic Test Parameters

Building Code	Test Criteria	Sds (g)	z/h	H _f	R _μ	I _p	Aflx-H (g)	Arig-H (g)	Aflx-V (g)	Arig-V (g)
CBC 2025	ICC-ES	2.50	1.0	3.5	1.3	1.5	4.00	3.00	N/A	N/A
	AC156-24	2.50	0.0	1.0	1.0		N/A	N/A	1.67	0.67

Unit Mounting Description: Flexible base mounted: the unit was attached to the shake table with (4) 1/2" diameter Grade 5 bolts, 3/16" thick 4"x4" carbon steel plate, and 4"x4" combination cork and neoprene isolation pads by Vibration Isolation Co., Inc., Model CNP-16.



UNIT UNDER TEST (UUT) Summary Sheet



UUT8

DCL Report Number: 71743-1501

Test Dates: July - August, 2015

Manufacturer: Amico Source (Alternately Branded Amico Industrial)

Product Line: Medical Air and Vacuum Systems

Model Number: V-xxx-D-120P-TH-N-xxx-46063-xxxxSx

Product Construction Summary: Control panel is painted carbon steel, NEMA 1/12.

Options / Component Summary:

Subcomponent Type	Model Number	Manufacturer	Material
Vacuum System Pumps	SV 1010C	Busch	Cast Iron
	VTLF2.200	Becker	Cast Iron
Tank	302701	Manchester	Carbon Steel

Note: The UUT was operational before and after shaking and was full of operating content during the tests. The structural integrity of the component attachment system and force-resisting systems was maintained before and after the AC 156 test.

UUT Properties

Operating Weight (lb)	Dimensions (in)			Lowest Natural Frequency (Hz)		
	Height	Width	Depth	Side-Side	Front-Back	Vertical
1,270	63.0	50.0	86.0	5.3	5.8	15.0

Seismic Test Parameters

Building Code	Test Criteria	Sds (g)	z/h	H _r	R _μ	I _p	Aflx-H (g)	Arig-H (g)	Aflx-V (g)	Arig-V (g)
CBC 2025	ICC-ES	2.00	1.0	3.5	1.3	1.5	3.20	2.40	N/A	N/A
	AC156-24	2.00	0.0	1.0	1.0		N/A	N/A	1.33	0.53

Unit Mounting Description: Flexible base mounted: the unit was attached to the shake table with (4) 1/2" diameter Grade 5 bolts, 3/16" thick 4"x4" carbon steel plate, and 4"x4" combination cork and neoprene isolation pads by Vibration Isolation Co., Inc., Model CNP-16. Factory installed pump isolators were replaced with 1,020 load capacity, M10x1.50 thread size, 2-3/8" diameter, 25mm high, 5mm deflection, standard deflection vibration isolators (MSC part number 62006465), using M3VHB tape between the motor and the isolator, and 1/4" plate washers.



UNIT UNDER TEST (UUT) Summary Sheet



UUT9

DCL Report Number: 71743-1501

Test Dates: July - August, 2015

Manufacturer: Amico Source (Alternately Branded Amico Industrial)

Product Line: Medical Air and Vacuum Systems

Model Number: V-xxx-D-240P-TH-N-xxx-20863-xxxxSx

Product Construction Summary: Control panel is painted carbon steel, NEMA 1/12.

Options / Component Summary:

Subcomponent Type	Model Number	Manufacturer	Material
Vacuum System Pumps	SV 1010C	Busch	Cast Iron
	VTLF2.200	Becker	Cast Iron
Tank	303181	Manchester	Carbon Steel

Note: The UUT was operational before and after shaking and was full of operating content during the tests. The structural integrity of the component attachment system and force-resisting systems was maintained before and after the AC 156 test.

UUT Properties

Operating Weight (lb)	Dimensions (in)			Lowest Natural Frequency (Hz)		
	Height	Width	Depth	Side-Side	Front-Back	Vertical
2,250	77.0	55.0	100.0	3.8	5.3	8.3

Seismic Test Parameters

Building Code	Test Criteria	Sds (g)	z/h	H _f	R _μ	I _p	Aflx-H (g)	Arig-H (g)	Aflx-V (g)	Arig-V (g)
CBC 2025	ICC-ES AC156-24	2.00	1.0	3.5	1.3	1.5	3.20	2.40	N/A	N/A
		2.00	0.0	1.0	1.0		N/A	N/A	1.33	0.53

Unit Mounting Description: Flexible base mounted: the unit was attached to the shake table with (4) 1/2" diameter Grade 5 bolts, 3/16" thick 4"x4" carbon steel plate, and 4"x4" combination cork and neoprene isolation pads by Vibration Isolation Co., Inc., Model CNP-16.



UNIT UNDER TEST (UUT) Summary Sheet



UUT10

DCL Report Number: 71743-1501

Test Dates: July - August, 2015

Manufacturer: Amico Source (Alternately Branded Amico Industrial)

Product Line: Medical Air and Vacuum Systems

Model Number: V-CCD-D-240P-SS-N-150-20863-xxMVxW

Product Construction Summary: Control panel is painted carbon steel, NEMA 1/12.

Options / Component Summary:

Subcomponent Type	Model Number	Manufacturer	Material
Vacuum System Pumps	MM1502	Busch	Cast Iron
Tank	302428	Manchester	Carbon Steel

Note: The UUT was operational before and after shaking and was full of operating content during the tests. The structural integrity of the component attachment system and force-resisting systems was maintained before and after the AC 156 test.

UUT Properties

Operating Weight (lb)	Dimensions (in)			Lowest Natural Frequency (Hz)		
	Height	Width	Depth	Side-Side	Front-Back	Vertical
2,960	96.0	73.0	55.0	5.3	6.8	8.5

Seismic Test Parameters

Building Code	Test Criteria	Sds (g)	z/h	H _f	R _μ	I _p	Aflx-H (g)	Arig-H (g)	Aflx-V (g)	Arig-V (g)
CBC 2025	ICC-ES AC156-24	2.50	1.0	3.5	1.3	1.5	4.00	3.00	N/A	N/A
		2.50	0.0	1.0	1.0		N/A	N/A	1.67	0.67

Unit Mounting Description: Flexible base mounted: the unit was attached to the shake table with (6) 1/2" diameter Grade 5 bolts, 3/16" thick 4"x4" carbon steel plate, and 4"x4" combination cork and neoprene isolation pads by Vibration Isolation Co., Inc., Model CNP-16. In addition, 1/4" plate washers were added to all receiver tank- to skid mounting locations.



UNIT UNDER TEST (UUT) Summary Sheet



UUT11

DCL Report Number: 71743-1501

Test Dates: July - August, 2015

Manufacturer: Amico Source (Alternately Branded Amico Industrial)

Product Line: Medical Air and Vacuum Systems

Model Number: V-CCD-T-080P-SS-N-xxx-46063-xxMVxW

Product Construction Summary: Control panel is painted carbon steel, NEMA 1/12.

Options / Component Summary:

Subcomponent Type	Model Number	Manufacturer	Material
Vacuum System Pumps	MM1104	Busch	Cast Iron
	MM1502	Busch	Cast Iron
Tank	302414	Manchester	Carbon Steel

Note: The UUT was operational before and after shaking and was full of operating content during the tests. The structural integrity of the component attachment system and force-resisting systems was maintained before and after the AC 156 test.

UUT Properties

Operating Weight (lb)	Dimensions (in)			Lowest Natural Frequency (Hz)		
	Height	Width	Depth	Side-Side	Front-Back	Vertical
3,670	99.0	73.0	70.5	4.0	5.0	9.5

Seismic Test Parameters

Building Code	Test Criteria	Sds (g)	z/h	H _f	R _μ	I _p	Aflx-H (g)	Arig-H (g)	Aflx-V (g)	Arig-V (g)
CBC 2025	ICC-ES	2.50	1.0	3.5	1.3	1.5	4.00	3.00	N/A	N/A
	AC156-24	2.50	0.0	1.0	1.0		N/A	N/A	1.67	0.67

Unit Mounting Description: Flexible base mounted: the unit was attached to the shake table with (8) 1/2" diameter Grade 5 bolts, 3/16" thick 4"x4" carbon steel plate, and 4"x4" combination cork and neoprene isolation pads by Vibration Isolation Co., Inc., Model CNP-16. All factory installed pump isolators were replaced with VMC TTB-750 isolators.



UNIT UNDER TEST (UUT) Summary Sheet



UUT12

DCL Report Number: 73815-2201

Test Dates: 2/16/23, 2/24/23

Manufacturer: Amico Source (Alternately Branded Amico Industrial)

Product Line: Medical Air and Vacuum Systems

Model Number: V-xxx-D-240P-SS-N-xxx-20863-xxxxSW

Product Construction Summary: Control panel is painted carbon steel, NEMA 1/12.

Options / Component Summary:

Subcomponent Type	Model Number	Manufacturer	Material
Vacuum System Pumps	RC0630	Busch	Cast Iron
	VTLF 2.500	Becker	Cast Iron
Tank	302428	Manchester	Carbon Steel

Note: The UUT was operational before and after shaking and was full of operating content during the tests. The structural integrity of the component attachment system and force-resisting systems was maintained before and after the AC 156 test.

UUT Properties

Operating Weight (lb)	Dimensions (in)			Lowest Natural Frequency (Hz)		
	Height	Width	Depth	Side-Side	Front-Back	Vertical
4,200	99.0	94.3	79.5	5.0	4.5	10.0

Seismic Test Parameters

Building Code	Test Criteria	Sds (g)	z/h	H _f	R _μ	I _p	Aflx-H (g)	Arig-H (g)	Aflx-V (g)	Arig-V (g)
CBC 2025	ICC-ES	2.00	1.0	3.5	1.3	1.5	3.20	2.40	N/A	N/A
	AC156-24	2.00	0.0	1.0	1.0		N/A	N/A	1.33	0.53

Unit Mounting Description: Flexible base mounted: the unit was attached to the shake table with (8) 1/2" diameter Grade 5 bolts, flat washers, 3/16" thick 4"x4" carbon steel plates, and 4"x4" combination cork and neoprene isolation pads by Vibration Isolation Co., Inc. Model CNP-16. In addition, (4) 1.75"x1.75"x1/4" carbon steel plate washers between the top of the manufacturer-provided mounting channels and flat washers were used to mount the pump skid to the shake table interface plate. Pre-test retrofit: extended M12 threaded rods were used to connect the pumps to the VMC-M12-1000 isolators.



UNIT UNDER TEST (UUT) Summary Sheet



UUT13

DCL Report Number: 71743-1501

Test Dates: July - August, 2015

Manufacturer: Amico Source (Alternately Branded Amico Industrial)

Product Line: Medical Air and Vacuum Systems

Model Number: V-xxx-D-240P-SS-N-xxx-20863-xxMxSW

Product Construction Summary: Control panel is painted carbon steel, NEMA 1/12.

Options / Component Summary:

Subcomponent Type	Model Number	Manufacturer	Material
Vacuum System Pumps	SV 1010C	Busch	Cast Iron
	SV 1140C	Busch	Cast Iron
Tank	302428	Manchester	Carbon Steel

Note: The UUT was operational before and after shaking and was full of operating content during the tests. The structural integrity of the component attachment system and force-resisting systems was maintained before and after the AC 156 test.

UUT Properties

Operating Weight (lb)	Dimensions (in)			Lowest Natural Frequency (Hz)		
	Height	Width	Depth	Side-Side	Front-Back	Vertical
1,460	103.0	67.0	55.0	6.8	7.0	22.0

Seismic Test Parameters

Building Code	Test Criteria	Sds (g)	z/h	H _f	R _μ	I _p	Aflx-H (g)	Arig-H (g)	Aflx-V (g)	Arig-V (g)
CBC 2025	ICC-ES AC156-24	2.50	1.0	3.5	1.3	1.5	4.00	3.00	N/A	N/A
		2.50	0.0	1.0	1.0		N/A	N/A	1.67	0.67

Unit Mounting Description: Flexible base mounted: the unit was attached to the shake table with (8) 1/2" diameter Grade 5 bolts, 3/16" thick 4"x4" carbon steel plate, and 4"x4" combination cork and neoprene isolation pads by Vibration Isolation Co., Inc., Model CNP-16.



UNIT UNDER TEST (UUT) Summary Sheet



UUT14

DCL Report Number: 71743-1501

Test Dates: July - August, 2015

Manufacturer: Amico Source (Alternately Branded Amico Industrial)

Product Line: Medical Air and Vacuum Systems

Model Number: V-xxx-T-060P-SS-N-xxx-46063-xxxxSx

Product Construction Summary: Painted carbon steel skid. Control panel is painted carbon steel, NEMA 1/12.

Note: The UUT was operational before and after shaking and was full of operating content during the tests. The structural integrity of the component attachment system and force-resisting systems was maintained before and after the AC 156 test.

UUT Properties

Operating Weight (lb)	Dimensions (in)			Lowest Natural Frequency (Hz)		
	Height	Width	Depth	Side-Side	Front-Back	Vertical
2,390	93.0	67.0	55.0	4.8	5.3	14.3

Seismic Test Parameters

Building Code	Test Criteria	Sds (g)	z/h	H _f	R _μ	I _p	Aflx-H (g)	Arig-H (g)	Aflx-V (g)	Arig-V (g)
CBC 2025	ICC-ES	2.00	1.0	3.5	1.3	1.5	3.20	2.40	N/A	N/A
	AC156-24	2.00	0.0	1.0	1.0		N/A	N/A	1.33	0.53

Unit Mounting Description: Flexible base mounted: the unit was attached to the shake table with (6) 1/2" diameter Grade 5 bolts, 3/16" thick 4"x4" carbon steel plate, and 4"x4" combination cork and neoprene isolation pads by Vibration Isolation Co., Inc., Model CNP-16. The existing factory-installed motor isolators on the middle motor were replaced with 1,020 load capacity, M10x1.50 thread size, 2-3/8" diameter, 25mm high, 5mm deflection, standard deflection vibration isolators (MSC part number 62006465), using M3VHB tape between the motor and the isolator, and 1/4" plate washers. In addition, 1/4" plate washers were added to all receiver tank-to skid mounting locations.



UNIT UNDER TEST (UUT) Summary Sheet



UUT15

DCL Report Number: 71743-1501

Test Dates: July - August, 2015

Manufacturer: Axecon for Amico

Product Line: Medical Air and Vacuum Systems

Model Number: MA/MV 7/8 204-015-460

Product Construction Summary: Painted carbon steel skid. Control panel is painted carbon steel, NEMA 1/12.

Note: The UUT was operational before and after shaking and was full of operating content during the tests. The structural integrity of the component attachment system and force-resisting systems was maintained before and after the AC 156 test.

UUT Properties

Operating Weight (lb)	Dimensions (in)			Lowest Natural Frequency (Hz)		
	Height	Width	Depth	Side-Side	Front-Back	Vertical
158	54.0	24.0	11.5	20.3	10.8	>33.3

Seismic Test Parameters

Building Code	Test Criteria	Sds (g)	z/h	H _r	R _μ	I _p	Aflx-H (g)	Arig-H (g)	Aflx-V (g)	Arig-V (g)
CBC 2025	ICC-ES AC156-24	2.50	1.0	3.5	1.3	1.5	4.00	3.00	N/A	N/A
		2.50	0.0	1.0	1.0		N/A	N/A	1.67	0.67

Unit Mounting Description: Rigid base mounted: the unit was attached to the manufacturer-provided stand (Amico Part Number STEEL-PDL-APANEL) with (8) 3/8" diameter Grade 5 bolts, (4) on each side of the stand. The stand was mounted to the shake table with (8) 3/8" diameter Grade 5 bolts, (4) in each leg.



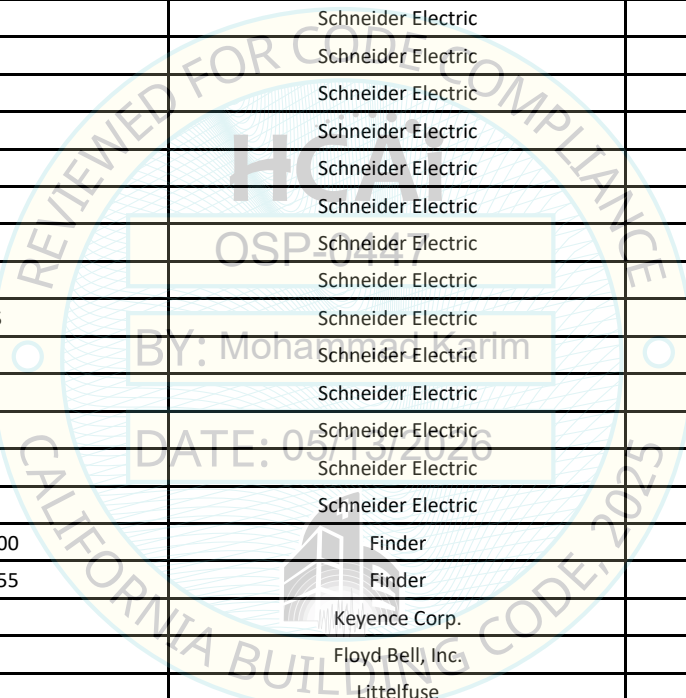
UNIT UNDER TEST (UUT) Summary Sheet



UUT15

Options / Component Summary:

Model Number	Manufacturer	Material
Controller Subcomponents		
LC1D12F7	Schneider Electric	Plastic Cover
LRD07	Schneider Electric	Plastic Cover
ATV312HU11N4	Schneider Electric	Plastic Cover
HJL36015	Schneider Electric	Plastic
9421LJ3	Schneider Electric	Carbon Steel
LBA361104	Schneider Electric	Plastic
TF150D50	Schneider Electric	Carbon Steel
MG24426	Schneider Electric	Plastic Cover
MG24425	Schneider Electric	Plastic Cover
TM221C24R	Schneider Electric	Plastic Cover
TM3TI4	Schneider Electric	Plastic Cover
TM3AM6	Schneider Electric	Plastic Cover
TM2ARI8LT	Schneider Electric	Plastic Cover
TM3DI16	Schneider Electric	Plastic Cover
TM3DQ16R	Schneider Electric	Plastic Cover
TMC2SL1	Schneider Electric	Plastic Cover
TM168D23CS	Schneider Electric	Plastic Cover
TM168BACS	Schneider Electric	Plastic Cover
HMISTU855	Schneider Electric	Plastic Cover
ZB4BK1333	Schneider Electric	Plastic
ZB4BK1733	Schneider Electric	Plastic
NSYCCOTHIF	Schneider Electric	Plastic Cover
7F.05.0.000.2000	Finder	Plastic
7F.50.8.120.2055	Finder	Plastic
MS2-H50	Keyence Corp.	Plastic Cover
TMB-86-531	Floyd Bell, Inc.	Plastic Cover
KLDR1	Littelfuse	Melamine
WM302408NC	Rittal	Carbon Steel



UNIT UNDER TEST (UUT) Summary Sheet



UUT16

DCL Report Number: 71743-1501

Test Dates: July - August, 2015

Manufacturer: Axecon for Amico

Product Line: Medical Air and Vacuum Systems

Model Number: MA/MV 7/8 605-200-208-BAC-WM

Product Construction Summary: Painted carbon steel skid. Control panel is painted carbon steel, NEMA 1/12.

Note: The UUT was operational before and after shaking and was full of operating content during the tests. The structural integrity of the component attachment system and force-resisting systems was maintained before and after the AC 156 test.

UUT Properties

Operating Weight (lb)	Dimensions (in)			Lowest Natural Frequency (Hz)		
	Height	Width	Depth	Side-Side	Front-Back	Vertical
960	93.00	53.50	31.8	18.5	5.5	23.5

Seismic Test Parameters

Building Code	Test Criteria	Sds (g)	z/h	H _r	R _μ	I _p	Aflx-H (g)	Arig-H (g)	Aflx-V (g)	Arig-V (g)
CBC 2025	ICC-ES	2.50	1.0	3.5	1.3	1.5	4.00	3.00	N/A	N/A
	AC156-24	2.50	0.0	1.0	1.0		N/A	N/A	1.67	0.67

Unit Mounting Description: Rigid base mounted: the unit was attached to the manufacturer-provided stand (Amico Part Number STEEL-PDL-WELDED) with (8) 1/2" diameter Grade 5 bolts (4 at the back and 2 on each side of the unit). The stand was mounted to the shake table with with (10) 1/2" diameter Grade 5 bolts.



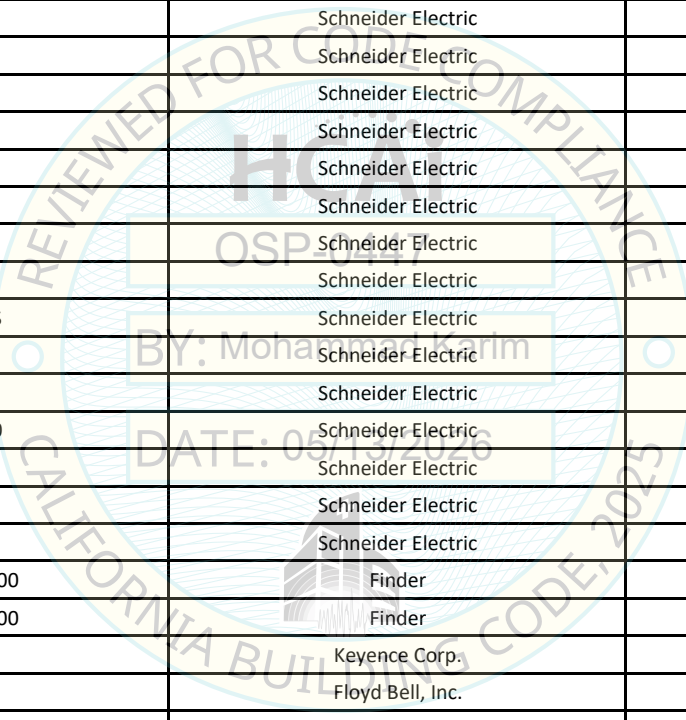
UNIT UNDER TEST (UUT) Summary Sheet



UUT16

Options / Component Summary:

Model Number	Manufacturer	Material
Controller Subcomponents		
LC1D115F7	Schneider Electric	Plastic cover
LRD5367	Schneider Electric	Plastic Cover
ATV312HD15M3X	Schneider Electric	Plastic Cover
9421LJ3	Schneider Electric	Carbon Steel
LBA363106	Schneider Electric	Plastic
MG24426	Schneider Electric	Plastic Cover
MG24425	Schneider Electric	Plastic Cover
TM221CE40R	Schneider Electric	Plastic Cover
TF750D50	Schneider Electric	Carbon Steel
HJL36100	Schneider Electric	Plastic
TM3TI4	Schneider Electric	Plastic Cover
TM3AM6	Schneider Electric	Plastic Cover
TM2ARI8LT	Schneider Electric	Plastic Cover
TM3DI16	Schneider Electric	Plastic Cover
TM3DQ16R	Schneider Electric	Plastic Cover
TMC2SL1	Schneider Electric	Plastic Cover
TM168D23CS	Schneider Electric	Plastic Cover
TM168BACS	Schneider Electric	Plastic Cover
HMISTU855	Schneider Electric	Plastic Cover
HMIGTO4310	Schneider Electric	Plastic Cover
ZB4BK1333	Schneider Electric	Plastic
ZB4BK1733	Schneider Electric	Plastic
NSYCCOTHIF	Schneider Electric	Plastic Cover
7F.05.0.000.5000	Finder	Plastic
7F.50.8.120.5500	Finder	Plastic
MS2-H50	Keyence Corp.	Plastic Cover
TMB-86-531	Floyd Bell, Inc.	Plastic Cover
KLDR4	Littelfuse	Melamine
FLM10	Littelfuse	Melamine
TS8265.500 + TS8165.235	Rittal	Carbon Steel



UNIT UNDER TEST (UUT) Summary Sheet



UUT17A

DCL Report Number: 72076-1601

Test Date: 5/10/16

Manufacturer: Axecon for Amico

Product Line: Medical Air and Vacuum Systems

Model Number: MV2202-30

Product Construction Summary: Painted carbon steel skid. Control panel is painted carbon steel, NEMA 1/12.

Note: The UUT was operational before and after shaking and was full of operating content during the tests. The structural integrity of the component attachment system and force-resisting systems was maintained before and after the AC 156 test.

UUT Properties

Operating Weight (lb)	Dimensions (in)			Lowest Natural Frequency (Hz)		
	Height	Width	Depth	Side-Side	Front-Back	Vertical
72	24.00	24.00	8.00	N/A	N/A	N/A

Seismic Test Parameters

Building Code	Test Criteria	S _{ds} (g)	z/h	H _r	R _μ	I _p	Aflx-H (g)	Arig-H (g)	Aflx-V (g)	Arig-V (g)
CBC 2025	ICC-ES	2.00	1.0	3.5	1.3	1.5	3.20	3.00	N/A	N/A
	AC156-24	2.50	0.0	1.0	1.0		N/A	N/A	1.67	0.67

Unit Mounting Description: Rigid wall mounted: the unit was attached to the test wall with (4) 3/8" Grade 5 bolts at the back of the enclosure. The test wall was rigidly mounted to the shake table.



UNIT UNDER TEST (UUT) Summary Sheet



UUT17B

DCL Report Number: 72076-1601

Test Date: 5/10/16

Manufacturer: Axecon for Amico

Product Line: Medical Air and Vacuum Systems

Model Number: MV2202-30

Product Construction Summary: Painted carbon steel skid. Control panel is painted carbon steel, NEMA 1/12.

Note: The UUT was operational before and after shaking and was full of operating content during the tests. The structural integrity of the component attachment system and force-resisting systems was maintained before and after the AC 156 test.


UUT Properties

Operating Weight (lb)	Dimensions (in)			Lowest Natural Frequency (Hz)		
	Height	Width	Depth	Side-Side	Front-Back	Vertical
72	24.00	24.00	8.00	N/A	N/A	N/A

Seismic Test Parameters

Building Code	Test Criteria	Sds (g)	z/h	H _r	R _μ	I _p	Aflx-H (g)	Arig-H (g)	Aflx-V (g)	Arig-V (g)
CBC 2025	ICC-ES	2.00	1.0	3.5	1.3	1.5	3.20	3.00	N/A	N/A
	AC156-24	2.50	0.0	1.0	1.0		N/A	N/A	1.67	0.67

Unit Mounting Description: Flexible wall mounted: the unit was attached to the test wall with (4) 3/8" Grade 5 bolts at the back of the enclosure. The test wall was mounted to the shake table with (4) VMC MSSH-1E-2000 spring mounts.



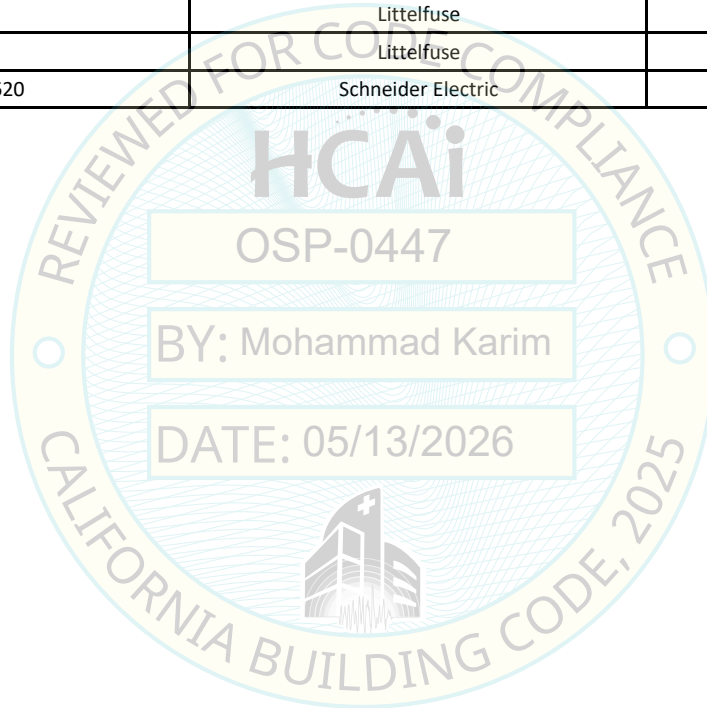
UNIT UNDER TEST (UUT) Summary Sheet



UUT17A,B

Options / Component Summary:

Model Number	Manufacturer	Material
Controller Subcomponents		
LC1D12F7	Schneider Electric	Plastic Cover
LRD06	Schneider Electric	Plastic Cover
FAL34015	Schneider Electric	Plastic
TF150N12	Schneider Electric	Carbon Steel
TWDLCAA24DRF	Schneider Electric	Plastic Cover
TM2AMI4LT	Schneider Electric	Plastic Cover
HMISTO512	Schneider Electric	Plastic Cover
ZB4BA6	Schneider Electric	Plastic Cover
KLDR1/2	Littelfuse	Melamine
FLM2	Littelfuse	Melamine
NSYS3DC6620	Schneider Electric	Carbon Steel



UNIT UNDER TEST (UUT) Summary Sheet



UUT18A

DCL Report Number: 72076-1601

Test Date: 5/10/16

Manufacturer: Axecon for Amico

Product Line: Medical Air and Vacuum Systems

Model Number: MV3403-65

Product Construction Summary: Painted carbon steel skid. Control panel is painted carbon steel, NEMA 1/12.

Note: The UUT was operational before and after shaking and was full of operating content during the tests. The structural integrity of the component attachment system and force-resisting systems was maintained before and after the AC 156 test.

UUT Properties

Operating Weight (lb)	Dimensions (in)			Lowest Natural Frequency (Hz)		
	Height	Width	Depth	Side-Side	Front-Back	Vertical
181	40.0	32.0	10.0	N/A	N/A	N/A

Seismic Test Parameters

Building Code	Test Criteria	S _{ds} (g)	z/h	H _r	R _μ	I _p	Aflx-H (g)	Arig-H (g)	Aflx-V (g)	Arig-V (g)
CBC 2025	ICC-ES	2.00	1.0	3.5	1.3	1.5	3.20	3.00	N/A	N/A
	AC156-24	2.50	0.0	1.0	1.0		N/A	N/A	1.67	0.67

Unit Mounting Description: Rigid wall mounted: the unit was attached to the test wall with (4) 3/8" Grade 5 bolts at the back of the enclosure. The test wall was rigidly mounted to the shake table.



UNIT UNDER TEST (UUT) Summary Sheet



UUT18B

DCL Report Number: 72076-1601

Test Date: 5/10/16

Manufacturer: Axecon for Amico

Product Line: Medical Air and Vacuum Systems

Model Number: MV3403-65

Product Construction Summary: Painted carbon steel skid. Control panel is painted carbon steel, NEMA 1/12.

Note: The UUT was operational before and after shaking and was full of operating content during the tests. The structural integrity of the component attachment system and force-resisting systems was maintained before and after the AC 156 test.

UUT Properties

Operating Weight (lb)	Dimensions (in)			Lowest Natural Frequency (Hz)		
	Height	Width	Depth	Side-Side	Front-Back	Vertical
181	40.00	32.00	10.00	N/A	N/A	N/A

Seismic Test Parameters

Building Code	Test Criteria	Sds (g)	z/h	H _r	R _μ	I _p	Aflx-H (g)	Arig-H (g)	Aflx-V (g)	Arig-V (g)
CBC 2025	ICC-ES	2.00	1.0	3.5	1.3	1.5	3.20	3.00	N/A	N/A
	AC156-24	2.50	0.0	1.0	1.0		N/A	N/A	1.67	0.67

Unit Mounting Description: Flexible wall mounted: the unit was attached to the test wall with (4) 3/8" Grade 5 bolts at the back of the enclosure. The test wall was mounted to the shake table with (4) VMC MSSH-1E-2000 spring mounts.



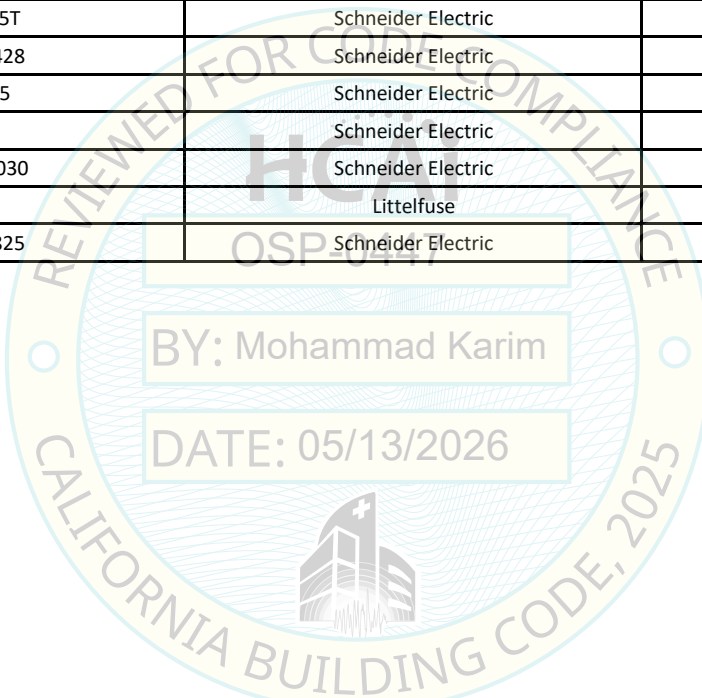
UNIT UNDER TEST (UUT) Summary Sheet



UUT18A,B

Options / Component Summary:

Model Number	Manufacturer	Material
Controller Subcomponents		
LC1D80F7	Schneider Electric	Plastic Cover
LRD4865	Schneider Electric	Plastic Cover
FAL34100	Schneider Electric	Plastic
TF750D1	Schneider Electric	Carbon Steel
TWDLCAA24DRF	Schneider Electric	Plastic Cover
TWDLCAA40DRF	Schneider Electric	Plastic Cover
TM2AMI4LT	Schneider Electric	Plastic Cover
TM2DRA16RT	Schneider Electric	Plastic Cover
TWDNAC485T	Schneider Electric	Plastic Cover
TM172PDG428	Schneider Electric	Plastic Cover
HMISTU655	Schneider Electric	Plastic Cover
ZB4BA6	Schneider Electric	Plastic Cover
ABL8REM24030	Schneider Electric	Plastic Cover
KLDR4	Littelfuse	Melamine
NSYS3DC10825	Schneider Electric	Carbon Steel



UNIT UNDER TEST (UUT) Summary Sheet



UUT19A

DCL Report Number: 72076-1601

Test Date: 5/10/16

Manufacturer: Axecon for Amico

Product Line: Medical Air and Vacuum Systems

Model Number: MV2202-30

Product Construction Summary: Painted carbon steel skid. Control panel is painted carbon steel, NEMA 1/12.

Note: The UUT was operational before and after shaking and was full of operating content during the tests. The structural integrity of the component attachment system and force-resisting systems was maintained before and after the AC 156 test.

UUT Properties

Operating Weight (lb)	Dimensions (in)			Lowest Natural Frequency (Hz)		
	Height	Width	Depth	Side-Side	Front-Back	Vertical
152	48.0	24.0	23.0	>33.3	24.0	>33.3

Seismic Test Parameters

Building Code	Test Criteria	Sds (g)	z/h	H _r	R _μ	I _p	Aflx-H (g)	Arig-H (g)	Aflx-V (g)	Arig-V (g)
CBC 2025	ICC-ES	2.00	1.0	3.5	1.3	1.5	3.20	3.00	N/A	N/A
	AC156-24	2.50	0.0	1.0	1.0		N/A	N/A	1.67	0.67

Unit Mounting Description: Rigid base mounted: the unit was attached to its manufacturer-provided stand with (6) 3/8" Grade 5 bolts. The stand was mounted to the shake table interface plate with (8) 3/8" diameter Grade 5 bolts. The unit's seismic bracing was attached to the enclosure and to the shake table interface plate with (2) each 3/8" Grade 5 bolts.



UNIT UNDER TEST (UUT) Summary Sheet



UUT19B

DCL Report Number: 72076-1601

Test Date: 5/10/16

Manufacturer: Axecon for Amico

Product Line: Medical Air and Vacuum Systems

Model Number: MV2202-30

Product Construction Summary: Painted carbon steel skid. Control panel is painted carbon steel, NEMA 1/12.

Note: The UUT was operational before and after shaking and was full of operating content during the tests. The structural integrity of the component attachment system and force-resisting systems was maintained before and after the AC 156 test.

UUT Properties

Operating Weight (lb)	Dimensions (in)			Lowest Natural Frequency (Hz)		
	Height	Width	Depth	Side-Side	Front-Back	Vertical
152	48.0	24.0	23.0	5.5	6.5	9.5

Seismic Test Parameters

Building Code	Test Criteria	Sds (g)	z/h	H _e	R _μ	I _p	Aflx-H (g)	Arig-H (g)	Aflx-V (g)	Arig-V (g)
CBC 2025	ICC-ES	2.00	1.0	3.5	1.3	1.5	3.20	3.00	N/A	N/A
	AC156-24	2.50	0.0	1.0	1.0		N/A	N/A	1.67	0.67

Unit Mounting Description: Flexible base mounted: the unit was attached to its manufacturer-provided stand with (6) 3/8" Grade 5 bolts. The stand was mounted to the shake table interface plate with (8) 3/8" diameter Grade 5 bolts. The unit's seismic bracing was attached to the enclosure and to the shake table interface plate with (2) each 3/8" Grade 5 bolts. Interface plate mounted to shake table surface with (4) VMC MSSH-1E-2000 spring mounts.



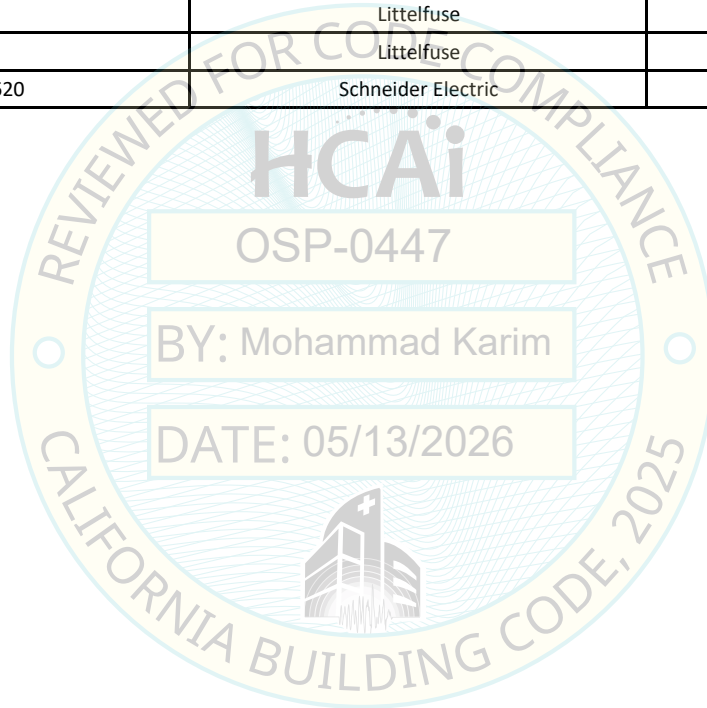
UNIT UNDER TEST (UUT) Summary Sheet



UUT19A,B

Options / Component Summary:

Model Number	Manufacturer	Material
Controller Subcomponents		
LC1D12F7	Schneider Electric	Plastic Cover
LRD06	Schneider Electric	Plastic Cover
FAL34015	Schneider Electric	Plastic
TF150N12	Schneider Electric	Carbon Steel
TWDLCAA24DRF	Schneider Electric	Plastic Cover
TM2AMI4LT	Schneider Electric	Plastic Cover
HMISTO512	Schneider Electric	Plastic Cover
ZB4BA6	Schneider Electric	Plastic Cover
KLDR1/2	Littelfuse	Melamine
FLM2	Littelfuse	Melamine
NSYS3DC6620	Schneider Electric	Carbon Steel



UNIT UNDER TEST (UUT) Summary Sheet



UUT20A

DCL Report Number: 72076-1601

Test Date: 5/10/16

Manufacturer: Axecon for Amico

Product Line: Medical Air and Vacuum Systems

Model Number: MV3403-65

Product Construction Summary: Painted carbon steel skid. Control panel is painted carbon steel, NEMA 1/12.

Note: The UUT was operational before and after shaking and was full of operating content during the tests. The structural integrity of the component attachment system and force-resisting systems was maintained before and after the AC 156 test.

UUT Properties

Operating Weight (lb)	Dimensions (in)			Lowest Natural Frequency (Hz)		
	Height	Width	Depth	Side-Side	Front-Back	Vertical
268	64.0	32.0	30.0	9.5	14.0	22.5

Seismic Test Parameters

Building Code	Test Criteria	S _{ds} (g)	z/h	H _r	R _μ	I _p	Aflx-H (g)	Arig-H (g)	Aflx-V (g)	Arig-V (g)
CBC 2025	ICC-ES	2.00	1.0	3.5	1.3	1.5	3.20	3.00	N/A	N/A
	AC156-24	2.50	0.0	1.0	1.0		N/A	N/A	1.67	0.67

Unit Mounting Description: Rigid base mounted: the unit was attached to its manufacturer-provided stand with (8) 3/8" Grade 5 bolts. The stand was mounted to the shake table interface plate with (8) 3/8" diameter Grade 5 bolts. The unit's seismic bracing was attached to the enclosure and to the shake table interface plate with (2) each 3/8" Grade 5 bolts.



UNIT UNDER TEST (UUT) Summary Sheet



UUT20B

DCL Report Number: 72076-1601

Test Date: 5/10/16

Manufacturer: Axecon for Amico

Product Line: Medical Air and Vacuum Systems

Model Number: MV3403-65

Product Construction Summary: Painted carbon steel skid. Control panel is painted carbon steel, NEMA 1/12.

Note: The UUT was operational before and after shaking and was full of operating content during the tests. The structural integrity of the component attachment system and force-resisting systems was maintained before and after the AC 156 test.

UUT Properties

Operating Weight (lb)	Dimensions (in)			Lowest Natural Frequency (Hz)		
	Height	Width	Depth	Side-Side	Front-Back	Vertical
268	64.0	32.0	30.0	5.5	6.5	9.5

Seismic Test Parameters

Building Code	Test Criteria	Sds (g)	z/h	H _f	R _μ	I _p	Aflx-H (g)	Arig-H (g)	Aflx-V (g)	Arig-V (g)
CBC 2025	ICC-ES	2.00	1.0	3.5	1.3	1.5	3.20	3.00	N/A	N/A
	AC156-24	2.50	0.0	1.0	1.0		N/A	N/A	1.67	0.67

Unit Mounting Description: Flexible base mounted: the unit was attached to its manufacturer-provided stand with (8) 3/8" Grade 5 bolts. The stand was mounted to the shake table interface plate with (8) 3/8" diameter Grade 5 bolts. The unit's seismic bracing was attached to the enclosure and to the shake table interface plate with (2) each 3/8" Grade 5 bolts. Interface plate mounted to shake table surface with (4) VMC MSSH-1E-2000 spring mounts.



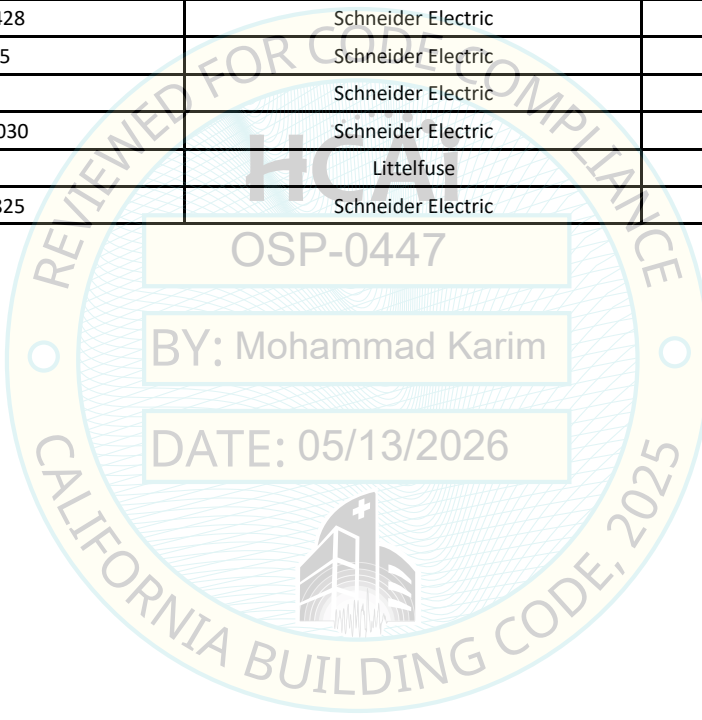
UNIT UNDER TEST (UUT) Summary Sheet



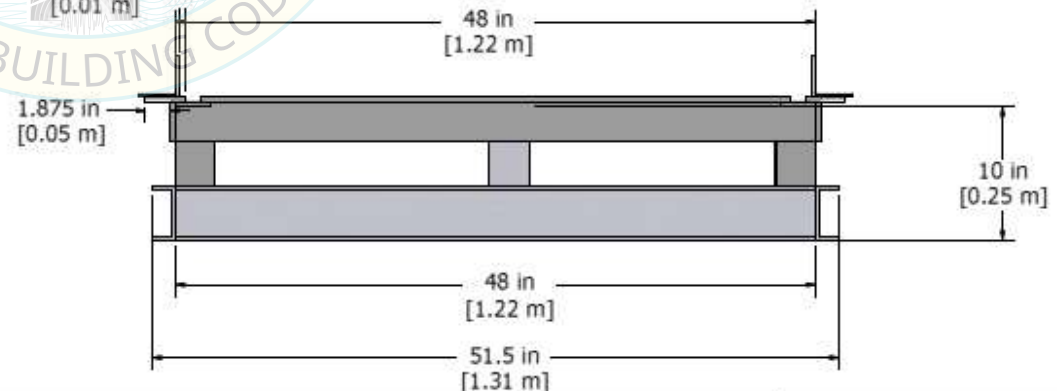
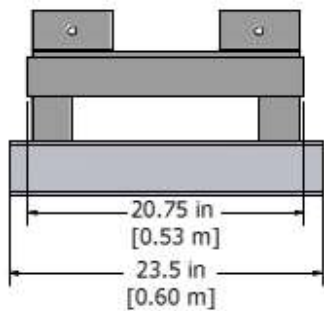
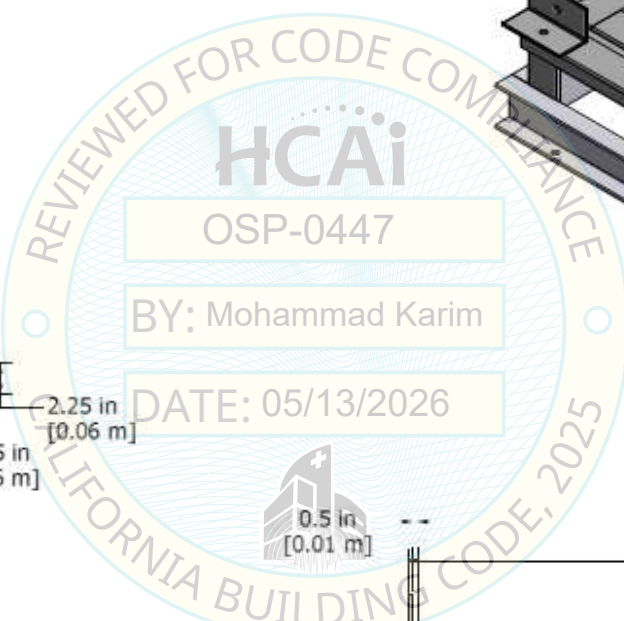
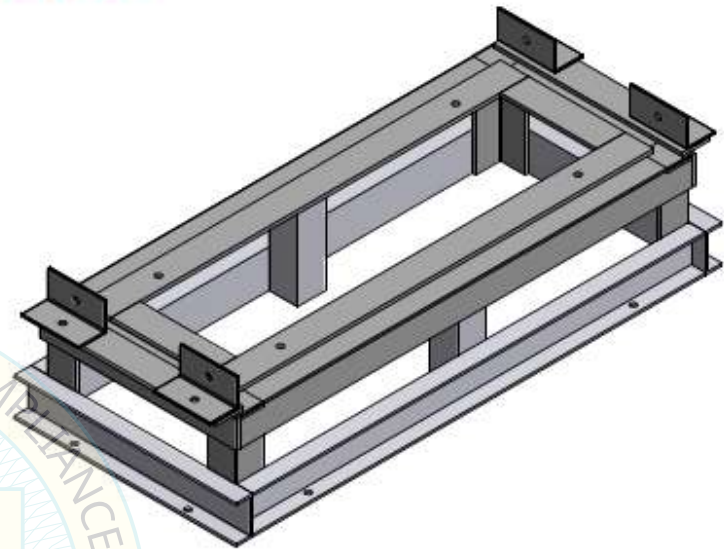
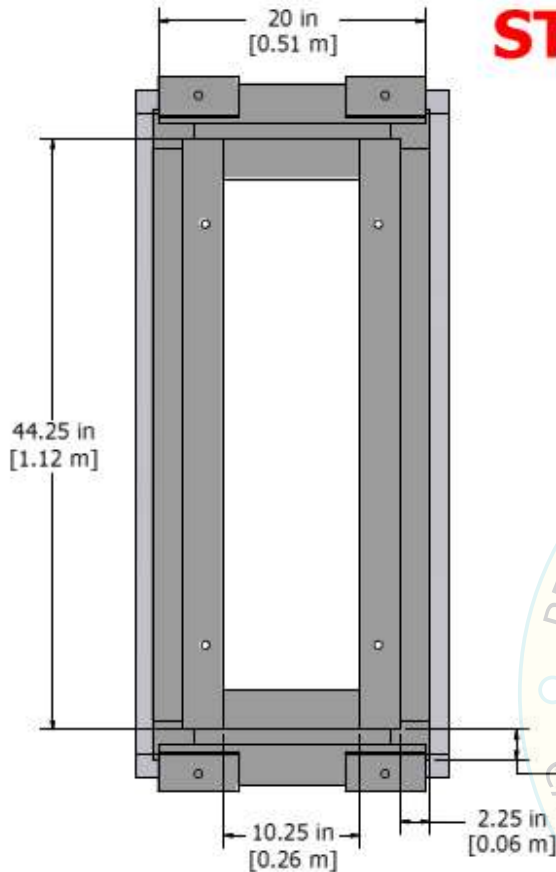
UUT20A,B

Options / Component Summary:

Model Number	Manufacturer	Material
Controller Subcomponents		
LC1D80F7	Schneider Electric	Plastic Cover
LRD4865	Schneider Electric	Plastic Cover
FAL34100	Schneider Electric	Plastic
TF750D1	Schneider Electric	Carbon Steel
TWDLCAA40DRF	Schneider Electric	Plastic Cover
TM2AMI4LT	Schneider Electric	Plastic Cover
TM2DRA16RT	Schneider Electric	Plastic Cover
TWDNAC485T	Schneider Electric	Plastic Cover
TM172PDG428	Schneider Electric	Plastic Cover
HMISTU655	Schneider Electric	Plastic Cover
ZB4BA6	Schneider Electric	Plastic Cover
ABL8REM24030	Schneider Electric	Plastic Cover
KLDR4	Littelfuse	Melamine
NSYS3DC10825	Schneider Electric	Carbon Steel



STEEL-PDL-WELDED



600 Prime Place, Hauppauge
 NY 11788, USA
 Direct Tel: 905.764.0800
 Tel: 1.877.462.6426
 Fax: 1.866.440.4986

PRIVATE AND CONFIDENTIAL
 THIS PRINT IS PROPERTY OF AMICO SOURCE AND IS LOANED IN CONFIDENCE SUBJECT TO RETURN UPON REQUEST AND WITH THE UNDERSTANDING THAT NO COPIES ARE TO BE MADE WITHOUT THE CONSENT OF AMICO SOURCE. ALL RIGHTS TO DESIGN OR INVENTION ARE RESERVED.

PART #:
 DESCRIPTION: WELDED BASE DIAGRAM
 MATERIAL: AS PROVIDED
 FINISH: AMICO SOURCE
 DRAWN BY: KR

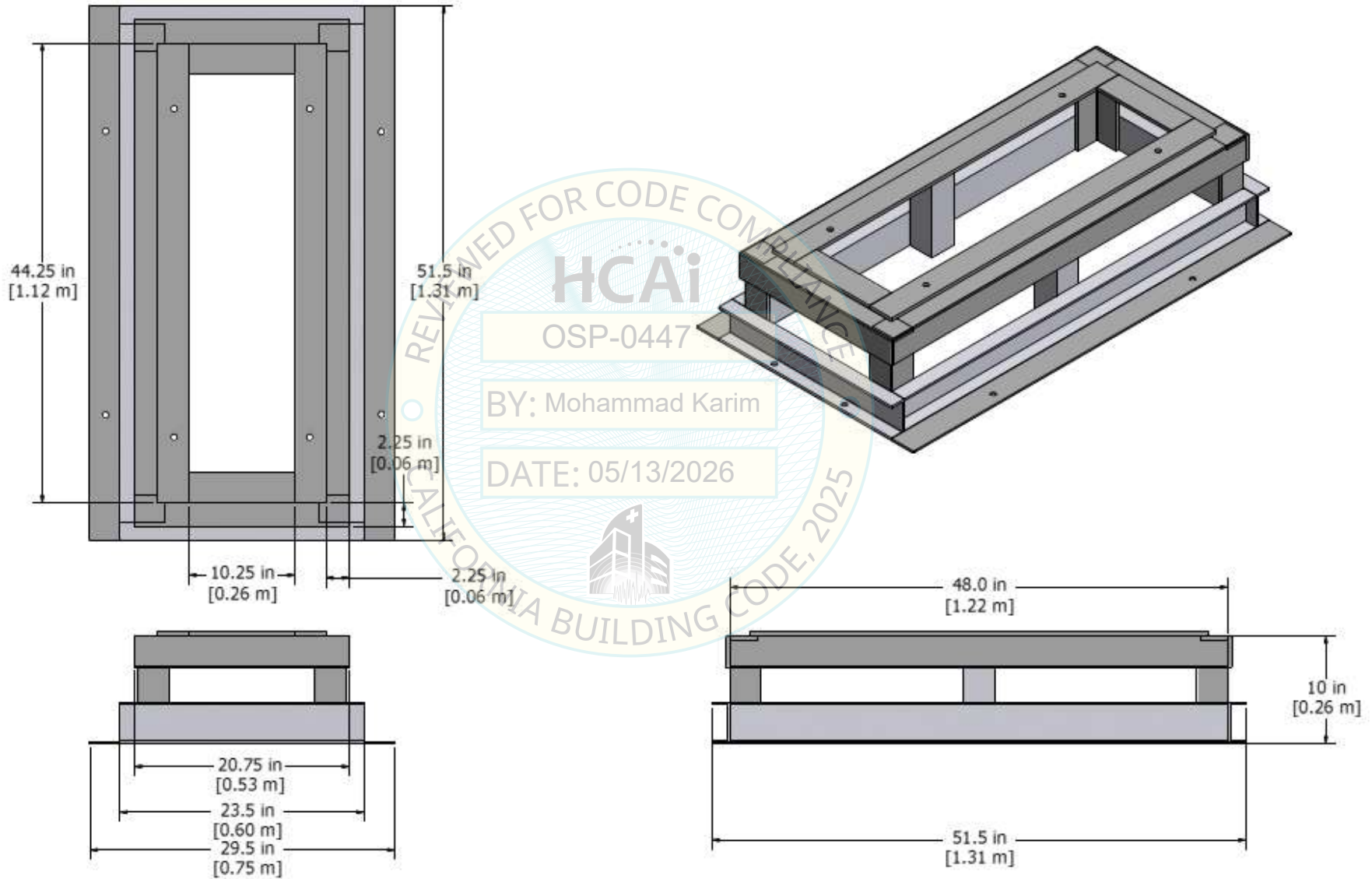
DATE: SEP 23, 2021
 SHEET: 1 OF 1

UNLESS SPECIFIED:
 ALL DIMENSIONS IN INCHES
 SURFACE FINISH: 63 μm
 BREAK ALL EDGES 0.005-0.010
 REMOVE SHARP EDGES AND BURRS
 ANGLE TOLERANCE ±1°

DECIMAL TOLERANCES:
 1/100 ±.05
 1/1000 ±.005
 1/10000 ±.0005

APPROVED BY:
 PROJECT MANAGER: _____
 ENGINEERING: _____
 PRODUCTION: _____

STEEL-PDL-WELDED-1



600 Prime Place, Hauppauge
 NY 11788, USA
 Direct Tel: 905.764.0800
 Tel: 1.877.462.6426
 Fax: 1.856.440.4986

PRIVATE AND CONFIDENTIAL

THIS PRINT IS PROPERTY OF AMICO SOURCE AND IS LOANED IN CONFIDENCE SUBJECT TO RETURN UPON REQUEST AND WITH THE UNDERSTANDING THAT NO COPIES ARE TO BE MADE WITHOUT THE CONSENT OF AMICO SOURCE. ALL RIGHTS TO DESIGN OR INVENTION ARE RESERVED.

PART #: XXXXXXXXXXXXXXXXXX	
DESCRIPTION: STEEL-PDL-WELDED	
MATERIAL: AS PROVIDED	
FINISH: AMICO SOURCE	DATE: 07/11/2024
DRAWN BY: ZWOSP-0447	SHEET: 1 OF 1

UNLESS SPECIFIED: ALL DIMENSIONS IN INCHES SURFACE FINISH: #3 BREAK ALL EDGES 0.005-0.010 REMOVE SHARP EDGES AND BURRS ANGLE TOLERANCE ±1°	
DECIMAL TOLERANCES:	
1/100	±.05
1/1000	±.005
1/10000	±.0005

APPROVED BY: _____
 PROJECT MANAGER: _____
 ENGINEERING: _____
 PRODUCTION: _____