APPLICATION FOR HCAI SPECIAL SEISMIC CERTIFICATION PREAPPROVAL (OSP)

OFFICE USE ONLY

APPLICATION #: OSP-0575

HCAI Special Seismic Certification Preapproval (OSP)

Type: ☐ New ☒ Renewal

Manufacturer Information

Manufacturer: ABB

Manufacturer's Technical Representative: Tarun Eswaran

Mailing Address: 18250 W. Lincoln Avenue, New Berlin, WI 53146

Telephone: (800) 435-7365 Email: tarun.eswaran@us.abb.com

Product Information

Product Name: ABB Drives for Multipurpose Applications

Product Model Number(s): ACS580, ACH580, ACQ580, AYK580, ACS880, ACS180, ACH180

Product Category: Industrial Control Panels

Product Sub-Category: Variable Frequency Drives and Starters

General Description: Variable Frequency Drives that can control an AC motor with either VFD or Bypass.

Mounting Description: Several - See Certified Product Tables and UUT Sheet

Tested Seismic Enhancements: Seismic enhancements made to the test units and/or modifications required to address anomalies during the tests shall be incorporated into the production units.

Applicant Information

Applicant Company Name: The VMC Group

Contact Person: John Giuliano

Mailing Address: Main Street, Bloomingdale, NJ 07403

Telephone: (973) 838-1780 Email: john.giuliano@thevmcgroup.com

Title: President

APPROVED FOR CODE COMPLIANCE
HCAi
OSP-0575
BY: Mohammad Karim
CALIFORNIA BUILDING CODE, 2022

California Licensed Structural Engineer Responsible for the Engineering and Test Report(s)

Company Name: THE VMC GROUP

Name: Kenneth Tarlow California License Number: S2851

Mailing Address: 113 Main Street, Bloomingdale, NJ 07403

Telephone: (800) 569-8423 Email: ken.tarlow@thevmcgroup.com

Certification Method

☐ GR-63-Core ☒ ICC-ES AC156 ☐ IEEE 344 ☐ IEEE 693 ☐ NEBS 3

☐ Other (Please Specify):

Testing Laboratory

Company Name: DYNAMIC CERTIFICATION LABORATORY (DCL)

Contact Person: Josh Sailer

Mailing Address: 1315 Greg St., Ste 109, Sparks NV 89431

Telephone: (775) 358-5085 Email: josh@shaketest.com

REVIEWED FOR CODE COMPLIANCE
HCAi
OSP-0575
BY: Mohammad Karim
DATE: 11/04/2026
CALIFORNIA BUILDING CODE, 2025

Seismic Parameters

Certified Response Spectral Acceleration Factors:(F_p/W_p)

Horizontal	(A Flx-H), g=	3.2	(A Rig-H), g=	2.15
Vertical	(A Flx-V), g=	1.67	(A Rig-V), g=	0.67

S_{DS} (Design spectral response acceleration at short period, g) = 2.0 (z/h=1.0) & 2.5 (z/h=0.0)

Hf (Force amplification height factor) = 1 @ z/h = 0; 3.5 @ z/h = 1

Ru (Structure ductility redution factor) = 1 @ z/h = 0; 1.3 @ z/h = 1

I_p (Importance factor) = 1.5

z/h (Height ratio factor) = 0 and 1

HCAI Approval (For Office Use Only) - Approval Expires on 11/04/2032

Date: 11/4/2026

Name: Mohammad Karim Title: Supervisor, Health Facilities

Condition of Approval (if applicable):

REVIEWED FOR CODE COMPLIANCE
HCAi
OSP-0575
BY: Mohammad Karim
DATE: 11/04/2026
CALIFORNIA BUILDING CODE, 2025

Table 1 - Certified Products - Panel Mounted Drives With Wall Mounted Enclosure

System Voltage [V]	Model	Construction[6]	ABB Model Number	Base Drive Frame Size	Enclosure Details					Back Frame Material	Back Frame Material Thickness [mm]	Front Cover Material	Front Cover Material Thickness [mm]	Type 1, Type 12 Max Weight [lb]	UUT
					Frame Size	UL Rating	Height [in]	Width [in]	Depth [in]						
200-240	For ACx580: x = S, H, or Q	For zxR: z = B, P, or 0 x = C, D, or P R may be omitted	ACx580-zxR-04A6-2	R1	P1	1, 12	26.5	6.5	12.4	Carbon Steel	1.6	Plastic	7.0	18.1	Extrapolated
			ACx580-zxR-06A6-2	R1	P1	1, 12	26.5	6.5	12.4		1.6	Plastic	7.0	18.1	Extrapolated
			ACx580-zxR-07A5-2	R1	P1	1, 12	26.5	6.5	12.4		1.6	Plastic	7.0	18.1	Extrapolated
			ACx580-zxR-10A6-2	R1	P1	1, 12	26.5	6.5	12.4		1.6	Plastic	7.0	18.1	Extrapolated
			ACx580-zxR-017A-2	R1	P1	1, 12	26.5	6.5	12.4		1.6	Plastic	7.0	18.1	Extrapolated
440-480	For ACx580: x = S, H, or Q	For zxR: z = B, P, or 0 x = C, D, or P R may be omitted	ACx580-zxR-02A1-4	R1	P1	1, 12	26.5	6.5	12.4		1.6	Plastic	7.0	18.1	Extrapolated
			ACx580-zxR-03A0-4	R1	P1	1, 12	26.5	6.5	12.4		1.6	Plastic	7.0	18.1	Extrapolated
			ACx580-zxR-03A5-4	R1	P1	1, 12	26.5	6.5	12.4		1.6	Plastic	7.0	18.1	Extrapolated
			ACx580-zxR-04A8-4	R1	P1	1, 12	26.5	6.5	12.4		1.6	Plastic	7.0	18.1	Extrapolated
			ACx580-zxR-07A6-4	R1	P1	1, 12	26.5	6.5	12.4		1.6	Plastic	7.0	18.1	Extrapolated
			ACx580-zxR-012A-4	R1	P1	1, 12	26.5	6.5	12.4		1.6	Plastic	7.0	18.1	Extrapolated
200-240	For ACx580: x = S, H, or Q	For zxR: z = B, P, or 0 x = C, D, or P R may be omitted	ACx580-zxR-024A-2	R2	P2	1, 12	30.2	6.5	12.7		1.6	Plastic	7.0	22	Extrapolated
			ACx580-zxR-031A-2	R2	P2	1, 12	30.2	6.5	12.7		1.6	Plastic	7.0	22	Extrapolated
440-480	For ACx580: x = S, H, or Q		ACx580-zxR-014A-4	R2	P2	1, 12	30.2	6.5	12.7		1.6	Plastic	7.0	22	Extrapolated
			ACx580-zxR-023A-4	R2	P2	1, 12	30.2	6.5	12.7		1.6	Plastic	7.0	22	Extrapolated
575-600	For ACx580: x = S, H, or Q	For zxR: z = B, P, or 0 x = C, D, or P R may be omitted	ACx580-zxR-02A7-6	R2	P2	1, 12	30.2	6.5	12.7		1.6	Plastic	7.0	22	Extrapolated
			ACx580-zxR-03A9-6	R2	P2	1, 12	30.2	6.5	12.7		1.6	Plastic	7.0	22	Extrapolated
			ACx580-zxR-06A1-6	R2	P2	1, 12	30.2	6.5	12.7		1.6	Plastic	7.0	22	Extrapolated
			ACx580-zxR-09A0-6	R2	P2	1, 12	30.2	6.5	12.7		1.6	Plastic	7.0	22	Extrapolated
			ACx580-zxR-011A-6	R2	P2	1, 12	30.2	6.5	12.7		1.6	Plastic	7.0	22	Extrapolated
			ACx580-zxR-017A-6	R2	P2	1, 12	30.2	6.5	12.7		1.6	Plastic	7.0	22	Extrapolated
200-240	For ACx580: x = S, H, or Q	For zxR: z = B, P, or 0 x = C, D, or P R may be omitted	ACx580-zxR-046A-2	R3	P3	1, 12	36.5	8.4	13.2		1.6	Plastic	10.2	39	Extrapolated
			ACx580-zxR-059A-2	R3	P3	1, 12	36.5	8.4	13.2		1.6	Plastic	10.2	39	Extrapolated
440-480	For ACx580: x = S, H, or Q	For zxR: z = B, P, or 0 x = C, D, or P R may be omitted	ACx580-zxR-027A-4	R3	P3	1, 12	36.5	8.4	13.2		1.6	Plastic	10.2	39	Extrapolated
			ACx580-zxR-034A-4	R3	P3	1, 12	36.5	8.4	13.2		1.6	Plastic	10.2	39	Extrapolated
			ACx580-zxR-044A-4	R3	P3	1, 12	36.5	8.4	13.2		1.6	Plastic	10.2	39	Extrapolated
			ACH580-PCR-044A-4	R3	P3	1	34.0	8.0	12.0		1.6	Plastic	10.2	39	UUT-07A,B,C,D
575-600	For ACx580: x = S, H, or Q	For zxR: z = B, P, or 0 x = C, D, or P R may be omitted	ACx580-zxR-022A-6	R3	P3	1, 12	36.5	8.4	13.2		1.6	Plastic	10.2	39	Interpolated
			ACx580-zxR-027A-6	R3	P3	1, 12	36.5	8.4	13.2		1.6	Plastic	10.2	39	Interpolated
			ACx580-zxR-032A-6	R3	P3	1, 12	36.5	8.4	13.2		1.6	Plastic	10.2	39	Interpolated
200-240	For ACx580: x = S, H, or Q	For zxR: z = B, P, or 0 x = C, D, or P R may be omitted	ACx580-zxR-075A-2	R4	P4	1, 12	42.6	8.4	14.3		1.6	Carbon Steel	2.0	60	Interpolated
440-480	For ACx580: x = S, H, or Q	For zxR: z = B, P, or 0 x = C, D, or P R may be omitted	ACx580-zxR-052A-4	R4	P4	1, 12	42.6	8.4	14.3		1.6	Carbon Steel	2.0	60	Interpolated
			ACx580-zxR-077A-4	R4	P4	1, 12	42.6	8.4	14.3		1.6	Carbon Steel	2.0	60	Interpolated
			ACx580-zxR-065A-4	R4	P4	1, 12	42.6	8.4	14.3		1.6	Carbon Steel	2.0	59	Interpolated
			ACH580-PCR-065A-4	R4	P4	12	39.0	8.0	13.0		1.6	Carbon Steel	2.0	59	UUT-08A,B,C,D
575-600	For ACx580: x = S, H, or Q	For zxR: z = B, P, or 0 x = C, D, or P R may be omitted	ACH580-zxR-041A-6	R5	P5	1	56.8	8.5	13.3		1.8	NA	NA	116	Interpolated[4]
			ACH580-zxR-052A-6	R5	P5	1	56.8	8.5	13.3		1.8	NA	NA	116	Interpolated[4]
			ACH580-zxR-062A-6	R5	P5	1	56.8	8.5	13.3		1.8	NA	NA	116	Interpolated[4]
			ACH580-zxR-077A-6	R5	P5	1	56.8	8.5	13.3		1.8	NA	NA	116	Interpolated[4]

Notes:
1. ABB is the manufacturer for all units.
2. All units are wall mounted.
3. S, H, Q in models are identical product with different industry use.
4. All units were tested in rigid and isolated mounting configurations to S_{DS}=2.0 at z/h=1.0, and S_{DS}=2.5 at z/h=0.0.
5. P5 units are depopulated versions of V5 units and are interpolated by testing of UUT-21
6. PDR/VDR/BDR models use disconnects which weigh less than tested PCR/VCR/BCR models with circuit breakers.

BY: Mohammad Karim
DATE: 11/4/2026

Table 1 - Certified Products - Panel Mounted Drives With Wall Mounted Enclosure (Cont.)

System Voltage [V]	Model	Construction[4]	ABB Model Number	Base Drive Frame Size	Enclosure Details					Thickness [mm]	Max Weight [lb]	UUT
					Frame Size	UL Rating	Height [in]	Width [in]	Depth [in]			
200-240	ACH580	For VxR, x = C or D	ACH580-VxR-04A6-2	R1	V1	1	40.2	5.4	10.6	1.6	30	Extrapolated
			ACH580-VxR-06A6-2	R1	V1	1	40.2	5.4	10.6	1.6	30	Extrapolated
			ACH580-VxR-07A5-2	R1	V1	1	40.2	5.4	10.6	1.6	30	Extrapolated
			ACH580-VxR-10A6-2	R1	V1	1	40.2	5.4	10.6	1.6	30	Extrapolated
			ACH580-VxR-017A-2	R1	V1	1	40.2	5.4	10.6	1.6	30	Extrapolated
440-480	ACH580	For VxR, x = C or D	ACH580-VxR-02A1-4	R1	V1	1	40.2	5.4	10.6	1.6	30	Extrapolated
			ACH580-VxR-03A0-4	R1	V1	1	40.2	5.4	10.6	1.6	30	Extrapolated
			ACH580-VxR-03A5-4	R1	V1	1	40.2	5.4	10.6	1.6	30	Extrapolated
			ACH580-VxR-04A8-4	R1	V1	1	40.2	5.4	10.6	1.6	30	Extrapolated
			ACH580-VxR-07A6-4	R1	V1	1	40.2	5.4	10.6	1.6	30	Extrapolated
			ACH580-VxR-012A-4	R1	V1	1	40.2	5.4	10.6	1.6	30	Extrapolated
			ACH580-VCR-012A-4	R1	V1	1	40.0	5.0	9.0	1.6	30	UUT-05
200-240	ACH580	For VxR, x = C or D	ACH580-VxR-024A-2	R2	V2	1	44.1	5.4	10.8	1.6	50.8	Interpolated
440-480	ACH580	For VxR, x = C or D	ACH580-VxR-014A-4	R2	V2	1	44.1	5.4	10.8	1.6	50.8	Interpolated
			ACH580-VxR-023A-4	R2	V2	1	44.1	5.4	10.8	1.6	50.8	Interpolated
575-600	ACH580	For VxR, x = C or D	ACH580-VxR-02A7-6	R2	V2	1	44.1	5.4	10.8	1.6	50.8	Interpolated
			ACH580-VxR-03A9-6	R2	V2	1	44.1	5.4	10.8	1.6	50.8	Interpolated
			ACH580-VxR-06A1-6	R2	V2	1	44.1	5.4	10.8	1.6	50.8	Interpolated
			ACH580-VxR-09A0-6	R2	V2	1	44.1	5.4	10.8	1.6	50.8	Interpolated
			ACH580-VxR-011A-6	R2	V2	1	44.1	5.4	10.8	1.6	50.8	Interpolated
			ACH580-VxR-017A-6	R2	V2	1	44.1	5.4	10.8	1.6	50.8	Interpolated
200-240	ACH580	For VxR, x = C or D	ACH580-VxR-031A-2	R2	V3	1	47.7	8.5	10.9	1.6	59.6	Interpolated
440-480	ACH580	For VxR, x = C or D	ACH580-VxR-027A-4	R3	V3	1	47.7	8.5	10.9	1.6	59.6	Interpolated
			ACH580-VxR-034A-4	R3	V3	1	47.7	8.5	10.9	1.6	59.6	Interpolated
			ACH580-VxR-044A-4	R3	V3	1	47.7	8.5	10.9	1.6	59.6	Interpolated
575-600	ACH580	For VxR, x = C or D	ACH580-VxR-022A-6	R3	V3	1	47.7	8.5	10.9	1.6	59.6	Interpolated
			ACH580-VxR-027A-6	R3	V3	1	47.7	8.5	10.9	1.6	59.6	Interpolated
			ACH580-VxR-032A-6	R3	V3	1	47.7	8.5	10.9	1.6	59.6	Interpolated
200-240	ACH580	For VxR, x = C or D	ACH580-VxR-046A-2	R3	V4	1	56.8	8.5	12.0	1.6	86	Interpolated
			ACH580-VxR-059A-2	R3	V4	1	56.8	8.5	12.0	1.6	86	Interpolated
			ACH580-VxR-075A-2	R4	V4	1	56.8	8.5	12.0	1.6	86	Interpolated
440-480	ACH580	For VxR, x = C or D	ACH580-VxR-052A-4	R4	V4	1	56.8	8.5	12.0	1.6	86	Interpolated
			ACH580-VxR-077A-4	R4	V4	1	56.8	8.5	12.0	1.6	86	Interpolated
			ACH580-VxR-065A-4	R4	V4	1	56.8	8.5	12.0	1.6	86	Interpolated
			ACH580-VCR-065A-4	R4	V4	1	56.0	8.0	10.0	1.6	86	UUT-06
575-600	For ACx580: x = S, H, or Q	For zxR: z = V, B, P, or 0 x = C, D, or P R may be omitted	ACx580-zxR-041A-6	R5	V5	1	56.8	8.5	13.3	1.8	116	Interpolated
			ACx580-zxR-052A-6	R5	V5	1	56.8	8.5	13.3	1.8	116	Interpolated
			ACx580-zxR-062A-6	R5	V5	1	56.8	8.5	13.3	1.8	116	Interpolated
			ACx580-zxR-077A-6	R5	V5	1	56.8	8.5	13.3	1.8	116	Interpolated
	ACH580	-	ACH580-VCR-077A-6	R5	V5	1	56.0	8.0	12.0	1.8	116	UUT-21

Notes:
1. ABB is the manufacturer for all units.
2. All units are wall mounted.
3. All units were tested in rigid and isolated mounting configurations to SDS=2.0 at z/h=1.0, and SDS=2.5 at z/h=0.0.
4. PDR/VDR/BDR models use disconnects which weigh less than tested PCR/VCR/BCR models with circuit breakers.
5. All Cabinets Carbon Steel. 3R Cabinets are Galvanized for weatherproofing
6. S, H, Q in models are identical product with different industry use.

OSP-0575 DATE: 11/04/2026 CALIFORNIA BUILDING CODE, 2025

Table 1 - Certified Products - Panel Mounted Drives With Wall Mounted Enclosure (Cont.)

System Voltage	Model	Construction[4]	ABB Model Number	Base Drive	Enclosure Details					Thickness [mm]	Max Weight	UUT
					Frame	UL	Height	Width	Depth			
200-240	ACH580	For VxR, x = C or D	ACH580-VxR-04A6-2	R1	V1	12	45.6	6.5	11.5	1.6	46	Extrapolated
			ACH580-VxR-06A6-2	R1	V1	12	45.6	6.5	11.5	1.6	46	Extrapolated
			ACH580-VxR-07A5-2	R1	V1	12	45.6	6.5	11.5	1.6	46	Extrapolated
			ACH580-VxR-10A6-2	R1	V1	12	45.6	6.5	11.5	1.6	46	Extrapolated
			ACH580-VxR-017A-2	R1	V1	12	45.6	6.5	11.5	1.6	46	Extrapolated
440-480	ACH580	For VxR, x = C or D	ACH580-VxR-02A1-4	R1	V1	12	45.6	6.5	11.5	1.6	46	Extrapolated
			ACH580-VxR-03A0-4	R1	V1	12	45.6	6.5	11.5	1.6	46	Extrapolated
			ACH580-VxR-03A5-4	R1	V1	12	45.6	6.5	11.5	1.6	46	Extrapolated
			ACH580-VxR-04A8-4	R1	V1	12	45.6	6.5	11.5	1.6	46	Extrapolated
			ACH580-VxR-07A6-4	R1	V1	12	45.6	6.5	11.5	1.6	46	Extrapolated
			ACH580-VxR-012A-4	R1	V1	12	45.6	6.5	11.5	1.6	46	Extrapolated
			ACH580-VCR-012A-4	R1	V1	12	44.5	6.5	10.3	1.6	46	UUT-36A,B
200-240	ACH580	For VxR, x = C or D	ACH580-VxR-024A-2	R2	V2	12	49.3	6.5	11.5	1.6	50	Interpolated
440-480	ACH580	For VxR, x = C or D	ACH580-VxR-014A-4	R2	V2	12	49.3	6.5	11.5	1.6	50	Interpolated
			ACH580-VxR-023A-4	R2	V2	12	49.3	6.5	11.5	1.6	50	Interpolated
575-600	ACH580	For VxR, x = C or D	ACH580-VxR-02A7-6	R2	V2	12	49.3	6.5	11.5	1.6	50	Interpolated
			ACH580-VxR-03A9-6	R2	V2	12	49.3	6.5	11.5	1.6	50	Interpolated
			ACH580-VxR-06A1-6	R2	V2	12	49.3	6.5	11.5	1.6	50	Interpolated
			ACH580-VxR-09A0-6	R2	V2	12	49.3	6.5	11.5	1.6	50	Interpolated
			ACH580-VxR-011A-6	R2	V2	12	49.3	6.5	11.5	1.6	50	Interpolated
			ACH580-VxR-017A-6	R2	V2	12	49.3	6.5	11.5	1.6	50	Interpolated
200-240	ACH580	For VxR, x = C or D	ACH580-VxR-031A-2	R2	V3	12	53.7	9.6	12.6	1.6	90	Interpolated
440-480	ACH580	For VxR, x = C or D	ACH580-VxR-027A-4	R3	V3	12	52.7	9.6	12.6	1.6	90	Interpolated
			ACH580-VxR-034A-4	R3	V3	12	52.7	9.6	12.6	1.6	90	Interpolated
			ACH580-VxR-044A-4	R3	V3	12	52.7	9.6	12.6	1.6	90	Interpolated
575-600	ACH580	For VxR, x = C or D	ACH580-VxR-022A-6	R3	V3	12	52.7	9.6	12.6	1.6	90	Interpolated
			ACH580-VxR-027A-6	R3	V3	12	52.7	9.6	12.6	1.6	90	Interpolated
			ACH580-VxR-032A-6	R3	V3	12	52.7	9.6	12.6	1.6	90	Interpolated
200-240	ACH580	For VxR, x = C or D	ACH580-VxR-046A-2	R3	V3	12	52.7	9.6	12.6	1.6	90	Interpolated
			ACH580-VxR-059A-2	R3	V3	12	52.7	9.6	12.6	1.6	90	Interpolated
			ACH580-VxR-075A-2	R4	V4	12	58.7	9.6	12.6	1.6	108	Interpolated
440-480	ACH580	For VxR, x = C or D	ACH580-VxR-052A-4	R4	V4	12	58.7	9.6	12.6	1.6	108	Interpolated
			ACH580-VxR-065A-4	R4	V4	12	58.7	9.6	12.6	1.6	108	Interpolated
			ACH580-VxR-077A-4	R4	V4	12	58.7	9.6	12.6	1.6	108	Interpolated
			ACH580-VCR-077A-4	R4	V4	12	57.5	9.5	11.3	1.6	110	UUT-37A,B
200-240	ACH580	For VxR, x = C or D	ACH580-VxR-04A6-2	R1	V1	4X	65.9	14.4	17	1.8	129.2	Interpolated
			ACH580-VxR-06A6-2	R1	V1	4X	65.9	14.4	17	1.8	129.2	Interpolated
			ACH580-VxR-07A5-2	R1	V1	4X	65.9	14.4	17	1.8	129.2	Interpolated
			ACH580-VxR-10A6-2	R1	V1	4X	65.9	14.4	17	1.8	129.2	Interpolated
			ACH580-VxR-017A-2	R1	V1	4X	65.9	14.4	17	1.8	129.2	Interpolated
440-480	ACH580	For VxR, x = C or D	ACH580-VxR-02A1-4	R1	V1	4X	65.9	14.4	17	1.8	129.2	Interpolated
			ACH580-VxR-03A0-4	R1	V1	4X	65.9	14.4	17	1.8	129.2	Interpolated
			ACH580-VxR-03A5-4	R1	V1	4X	65.9	14.4	17	1.8	129.2	Interpolated
			ACH580-VxR-04A8-4	R1	V1	4X	65.9	14.4	17	1.8	129.2	Interpolated
			ACH580-VxR-07A6-4	R1	V1	4X	65.9	14.4	17	1.8	129.2	Interpolated
			ACH580-VxR-012A-4	R1	V1	4X	65.9	14.4	17	1.8	129.2	Interpolated
200-240	ACH580	For VxR, x = C or D	ACH580-VxR-024A-2	R2	V2	4X	68.3	14.5	17.1	1.8	129.2	Interpolated
440-480	ACH580	For VxR, x = C or D	ACH580-VxR-014A-4	R2	V2	4X	68.3	14.5	17.1	1.8	129.2	Interpolated
			ACH580-VCR-023A-4	R2	V2	4X	68.3	14.5	17.1	1.8	129.2	UUT-40A,B
575-600	ACH580	For VxR, x = C or D	ACH580-VxR-02A7-6	R2	V2	4X	68.3	14.5	17.1	1.8	129.2	Interpolated
			ACH580-VxR-03A9-6	R2	V2	4X	68.3	14.5	17.1	1.8	129.2	Interpolated
			ACH580-VxR-06A1-6	R2	V2	4X	68.3	14.5	17.1	1.8	129.2	Interpolated
			ACH580-VxR-09A0-6	R2	V2	4X	68.3	14.5	17.1	1.8	129.2	Interpolated
			ACH580-VxR-011A-6	R2	V2	4X	68.3	14.5	17.1	1.8	129.2	Interpolated
			ACH580-VxR-017A-6	R2	V2	4X	68.3	14.5	17.1	1.8	129.2	Interpolated
200-240	ACH580	For VxR, x = C or D	ACH580-VxR-031A-2	R2	V3	4X	68.3	14.5	17.1	1.8	135.0	Interpolated
200-240	ACH580	For VxR, x = C or D	ACH580-VxR-046A-2	R3	V3	4X	70	15.1	17.5	1.8	155.8	Interpolated
			ACH580-VxR-059A-2	R3	V3	4X	70	15.1	17.5	1.8	155.8	Interpolated
440-480	ACH580	For VxR, x = C or D	ACH580-VxR-027A-4	R3	V3	4X	70	15.1	17.5	1.8	155.8	Interpolated
			ACH580-VxR-034A-4	R3	V3	4X	70	15.1	17.5	1.8	155.8	Interpolated
			ACH580-VCR-044A-4	R3	V3	4X	70	15.1	17.5	1.8	155.8	UUT-41A,B
440-480	ACH580	For VxR, x = C or D	ACH580-VxR-052A-4	R3	V3	4X	70	15.1	17.5	1.8	155.8	Interpolated
575-600	ACH580	For VxR, x = C or D	ACH580-VxR-022A-6	R3	V3	4X	70	15.1	17.5	1.8	155.8	Interpolated
			ACH580-VxR-027A-6	R3	V3	4X	70	15.1	17.5	1.8	155.8	Interpolated
			ACH580-VxR-032A-6	R3	V3	4X	70	15.1	17.5	1.8	155.8	Interpolated
208/240	ACS880	For PxR: x = C or D	ACS880-PxR-087A-2	R5	PxB3R-3	3R	39.4	30.0	15.9	1.52	235	Interpolated
			ACS880-PxR-115A-2	R5	PxB3R-3	3R	39.4	30.0	15.9	1.52	235	Interpolated
208/240	For ACx580: x = S, H, or Q	For PxR: x = C or D	ACx580-PxR-088A-2	R5	PxB3R-3	3R	39.4	30.0	15.9	1.52	235	Interpolated
			ACx580-PxR-090A-2	R4	PxB3R-3	3R	39.4	30.0	15.9	1.52	235	Interpolated
			ACx580-PxR-114A-2	R5	PxB3R-3	3R	39.4	30.0	15.9	1.52	235	Interpolated
440-480	For ACx580: x = S, H, or Q	For PxR: x = C or D	ACx580-PxR-096A-4	R5	PxB3R-3	3R	39.4	30.0	15.9	1.52	235	Interpolated
208/240	For ACx580: x = S, H, or Q	For BxR: x = C or D	ACx580-BxR-088A-2	R5	Bx3R-3	3R	39.4	30.0	15.9	1.52	235	Interpolated
			ACx580-BxR-090A-2	R4	Bx3R-3	3R	39.4	30.0	15.9	1.52	235	Interpolated
			ACx580-BxR-114A-2	R5	Bx3R-3	3R	39.4	30.0	15.9	1.52	235	Interpolated
440-480	For ACx580: x = S, H, or Q	For BxR: x = C or D	ACx580-BxR-096A-4	R5	Bx3R-3	3R	39.4	30.0	15.9	1.52	235	Interpolated
440-480	For ACx580: x = S, H, or Q	For BxR: x = C or D	ACx580-BxR-096A-4	R5	BX1-4	1	61.9	19.3	19.0	1.52	275	Interpolated
440-480	For ACx580: x = S, H, or Q	-	ACH580-BCR-096A-4	R5	BX1-4	1	62.0	19.5	19.0	1.52	243	UUT-16
208/240	For ACx580: x = S, H, or Q	For BxR: x = C or D	ACx580-BxR-088A-2	R5	BX1-4	1	61.9	19.3	19.0	1.52	275	Interpolated
			ACx580-BxR-090A-2	R4	BX1-4	1	61.9	19.3	19.0	1.52	275	Interpolated
			ACx580-BxR-114A-2	R5	BX1-4	1	61.9	19.3	19.0	1.52	275	Interpolated

Notes:
1. ABB is the manufacturer for all units.
2. All units are wall mounted.
3. All units were tested in rigid and isolated mounting configurations to SDS=2.0 at z/h=1.0, and SDS=2.5 at z/h=0.0.
4. PDR/VDR/BDR models use disconnects which weigh less than tested PCR/VCR/BCR models with circuit breakers.
5. All Cabinets Carbon Steel. 3R Cabinets are Galvanized for weatherproofing.4X bypass enclosures are SS304 & Powdercoated.
6. S, H, Q in models are identical product with different industry use.

EDITOR COPY
OSP-0575
BY: Mohammad Naim
DATE: 11/04/2026
PMA AUTHORIZED CODE

Table 1 - Certified Products - Panel Mounted Drives With Wall Mounted Enclosure (Cont.)

System Voltage [V]	Model	Construction[4]	ABB Model Number	Base Drive Frame Size	Enclosure Details					Thickness [mm]	Max Weight [lb]	UUT
					Frame Size	UL Rating	Height [in]	Width [in]	Depth [in]			
208/240	ACS880	For PxR: x = C or D	ACS880-PxR-087A-2	R5	PXB1-4	1	61.9	19.3	19.0	1.52	335	Interpolated
			ACS880-PxR-115A-2	R5	PXB1-4	1	61.9	19.3	19.0	1.52	335	Interpolated
			ACS880-PxR-145A-2	R6	PXB1-4	1	61.9	19.3	19.0	1.52	335	Interpolated
			ACS880-PxR-170A-2	R7	PXB1-4	1	61.9	19.3	19.0	1.52	335	Interpolated
			ACS880-PxR-206A-2	R7	PXB1-4	1	61.9	19.3	19.0	1.52	335	Interpolated
208/240	For ACx580: x = S, H, or Q	For PxR: x = C or D	ACx580-PxR-088A-2	R5	PXB1-4	1	61.9	19.3	19.0	1.52	335	Interpolated
			ACx580-PxR-090A-2	R4	PXB1-4	1	61.9	19.3	19.0	1.52	335	Interpolated
			ACx580-PxR-114A-2	R5	PXB1-4	1	61.9	19.3	19.0	1.52	335	Interpolated
			ACx580-PxR-143A-2	R6	PXB1-4	1	61.9	19.3	19.0	1.52	335	Interpolated
			ACx580-PxR-169A-2	R7	PXB1-4	1	61.9	19.3	19.0	1.52	335	Interpolated
			ACx580-PxR-211A-2	R7	PXB1-4	1	61.9	19.3	19.0	1.52	335	Interpolated
440-480	ACS880	For PxR: x = C or D	ACS880-PxR-096A-4	R6	PXB1-4	1	61.9	19.3	19.0	1.52	335	Interpolated
			ACS880-PxR-124A-4	R6	PXB1-4	1	61.9	19.3	19.0	1.52	335	Interpolated
			ACS880-PxR-156A-4	R7	PXB1-4	1	61.9	19.3	19.0	1.52	335	Interpolated
			ACS880-PxR-180A-4	R7	PXB1-4	1	61.9	19.3	19.0	1.52	335	Interpolated
440-480	For ACx580: x = S, H, or Q	For PxR: x = C or D	ACx580-PxR-096A-4	R5	PXB1-4	1	61.9	19.3	19.0	1.52	335	Interpolated
			ACx580-PxR-124A-4	R6	PXB1-4	1	61.9	19.3	19.0	1.52	335	Interpolated
			ACx580-PxR-156A-4	R7	PXB1-4	1	61.9	19.3	19.0	1.52	335	Interpolated
			ACx580-PxR-180A-4	R7	PXB1-4	1	61.9	19.3	19.0	1.52	335	Interpolated
208/240	For ACx580: x = S, H, or Q	For BxR: x = C or D	ACx580-BxR-088A-2	R5	BX12-4	12	48.0	36.0	21.0	1.52	432	Interpolated
			ACx580-BxR-090A-2	R4	BX12-4	12	48.0	36.0	21.0	1.52	432	Interpolated
			ACx580-BxR-114A-2	R5	BX12-4	12	48.0	36.0	21.0	1.52	432	Interpolated
			ACx580-BxR-143A-2	R6	BX12-4	12	48.0	36.0	21.0	1.52	432	Interpolated
			ACx580-BxR-169A-2	R7	BX12-4	12	48.0	36.0	21.0	1.52	432	Interpolated
440-480	For ACx580: x = S, H, or Q	For BxR: x = C or D	ACx580-BxR-096A-4	R5	BX12-4	12	48.0	36.0	21.0	1.52	432	Interpolated
			ACx580-BxR-124A-4	R6	BX12-4	12	48.0	36.0	21.0	1.52	432	Interpolated
			ACx580-BxR-156A-4	R7	BX12-4	12	48.0	36.0	21.0	1.52	432	Interpolated
			ACx580-BxR-180A-4	R7	BX12-4	12	48.0	36.0	21.0	1.52	432	Interpolated
208/240	For ACx580: x = S, H, or Q	For BxR: x = C or D	ACx580-BxR-143A-2	R6	BX1-5	1	73.4	34.8	20.4	1.9	443	Interpolated
			ACx580-BxR-169A-2	R7	BX1-5	1	73.4	34.8	20.4	1.9	443	Interpolated
			ACx580-BxR-211A-2	R7	BX1-5	1	73.4	34.8	20.4	1.9	443	Interpolated
			ACx580-BxR-273A-2	R8	BX1-5	1	73.4	34.8	20.4	1.9	443	Interpolated
440-480	For ACx580: x = S, H, or Q	For BxR: x = C or D	ACx580-BxR-124A-4	R6	BX1-5	1	73.4	34.8	20.4	1.9	443	Interpolated
			ACx580-BxR-156A-4	R7	BX1-5	1	73.4	34.8	20.4	1.9	443	Interpolated
			ACx580-BxR-180A-4	R7	BX1-5	1	73.4	34.8	20.4	1.9	443	Interpolated
208/240	For ACx580: x = S, H, or Q	For BxR: x = C or D	ACx580-BxR-088A-2	R5	Bx3R-4	3R	51.0	36.0	20.4	1.52	443	Interpolated
			ACx580-BxR-090A-2	R4	Bx3R-4	3R	51.0	36.0	20.4	1.52	443	Interpolated
			ACx580-BxR-114A-2	R5	Bx3R-4	3R	51.0	36.0	20.4	1.52	443	Interpolated
			ACx580-BxR-143A-2	R6	Bx3R-4	3R	51.0	36.0	20.4	1.52	443	Interpolated
			ACx580-BxR-169A-2	R7	Bx3R-4	3R	51.0	36.0	20.4	1.52	443	Interpolated
440-480	For ACx580: x = S, H, or Q	For BxR: x = C or D	ACx580-BxR-096A-4	R5	Bx3R-4	3R	51.0	36.0	20.4	1.52	443	Interpolated
			ACx580-BxR-124A-4	R6	Bx3R-4	3R	51.0	36.0	20.4	1.52	443	Interpolated
			ACx580-BxR-156A-4	R7	Bx3R-4	3R	51.0	36.0	20.4	1.52	443	Interpolated
			ACx580-BxR-180A-4	R7	Bx3R-4	3R	51.0	36.0	20.4	1.52	443	Interpolated
208/240	ACS880	For PxR: x = C or D	ACS880-PxR-087A-2	R5	PXB12-5	12	48.0	36.0	21.0	1.52	443	Interpolated
			ACS880-PxR-115A-2	R5	PXB12-5	12	48.0	36.0	21.0	1.52	443	Interpolated
			ACS880-PxR-145A-2	R6	PXB12-5	12	48.0	36.0	21.0	1.52	443	Interpolated
			ACS880-PxR-170A-2	R7	PXB12-5	12	48.0	36.0	21.0	1.52	443	Interpolated
			ACS880-PxR-206A-2	R7	PXB12-5	12	48.0	36.0	21.0	1.52	443	Interpolated
			ACS880-PxR-274A-2	R8	PXB12-5	12	48.0	36.0	21.0	1.52	443	Interpolated

Notes:
1. ABB is the manufacturer for all units.
2. All units are wall mounted.
3. All units were tested in rigid and isolated mounting configurations to SDS=2.0 at z/h=1.0, and SDS=2.5 at z/h=0.0.
4. PDR/VDR/BDR models use disconnects which weigh less than tested PCR/VCR/BCR models with circuit breakers.
5. All Cabinets Carbon Steel. 3R Cabinets are Galvanized for weatherproofing
6. S, H, Q in models are identical product with different industry use.

CALIFORNIA BUILDING CODE 2025 DRAFT 05/01/26

Table 1 - Certified Products - Panel Mounted Drives With Wall Mounted Enclosure (Cont.)

System Voltage [V]	Model	Construction[4]	ABB Model Number	Base Drive Frame Size	Enclosure Details					Thickness [mm]	Max Weight [lb]	UUT
					Frame Size	UL Rating	Height [in]	Width [in]	Depth [in]			
208/240	For ACx580: x = S, H, or Q	For PxR: x = C or D	ACx580-PxR-088A-2	R5	PXB12-5	12	48.0	36.0	21.0	1.52	443	Interpolated
			ACx580-PxR-090A-2	R4	PXB12-5	12	48.0	36.0	21.0	1.52	443	Interpolated
			ACx580-PxR-114A-2	R5	PXB12-5	12	48.0	36.0	21.0	1.52	443	Interpolated
			ACx580-PxR-143A-2	R6	PXB12-5	12	48.0	36.0	21.0	1.52	443	Interpolated
			ACx580-PxR-169A-2	R7	PXB12-5	12	48.0	36.0	21.0	1.52	443	Interpolated
			ACx580-PxR-211A-2	R7	PXB12-5	12	48.0	36.0	21.0	1.52	443	Interpolated
			ACx580-PxR-273A-2	R8	PXB12-5	12	48.0	36.0	21.0	1.52	443	Interpolated
440-480	ACS880	For PxR: x = C or D	ACS880-PxR-096A-4	R6	PXB12-5	12	48.0	36.0	21.0	1.52	443	Interpolated
			ACS880-PxR-124A-4	R6	PXB12-5	12	48.0	36.0	21.0	1.52	443	Interpolated
			ACS880-PxR-156A-4	R7	PXB12-5	12	48.0	36.0	21.0	1.52	443	Interpolated
			ACS880-PxR-180A-4	R7	PXB12-5	12	48.0	36.0	21.0	1.52	443	Interpolated
			ACS880-PxR-240A-4	R8	PXB12-5	12	48.0	36.0	21.0	1.52	443	Interpolated
440-480	For ACx580: x = S, H, or Q	For PxR: x = C or D	ACx580-PxR-096A-4	R5	PXB12-5	12	48.0	36.0	21.0	1.52	443	Interpolated
			ACx580-PxR-124A-4	R6	PXB12-5	12	48.0	36.0	21.0	1.52	443	Interpolated
			ACx580-PxR-156A-4	R7	PXB12-5	12	48.0	36.0	21.0	1.52	443	Interpolated
			ACx580-PxR-180A-4	R7	PXB12-5	12	48.0	36.0	21.0	1.52	443	Interpolated
			ACx580-PxR-240A-4	R8	PXB12-5	12	48.0	36.0	21.0	1.52	443	Interpolated
208/240	ACS880	For PxR: x = C or D	ACS880-PxR-145A-2	R6	PxB3R-4	3R	51.0	36.0	20.4	1.52	443	Interpolated
			ACS880-PxR-170A-2	R7	PxB3R-4	3R	51.0	36.0	20.4	1.52	443	Interpolated
			ACS880-PxR-206A-2	R7	PxB3R-4	3R	51.0	36.0	20.4	1.52	443	Interpolated
			ACS880-PxR-274A-2	R8	PxB3R-4	3R	51.0	36.0	20.4	1.52	443	Interpolated
208/240	For ACx580: x = S, H, or Q	For PxR: x = C or D	ACx580-PxR-143A-2	R6	PxB3R-4	3R	51.0	36.0	20.4	1.52	443	Interpolated
			ACx580-PxR-169A-2	R7	PxB3R-4	3R	51.0	36.0	20.4	1.52	443	Interpolated
			ACx580-PxR-211A-2	R7	PxB3R-4	3R	51.0	36.0	20.4	1.52	443	Interpolated
			ACx580-PxR-273A-2	R8	PxB3R-4	3R	51.0	36.0	20.4	1.52	443	Interpolated
440-480	ACS880	For PxR: x = C or D	ACS880-PxR-096A-4	R6	PxB3R-4	3R	51.0	36.0	20.4	1.52	443	Interpolated
			ACS880-PxR-124A-4	R6	PxB3R-4	3R	51.0	36.0	20.4	1.52	443	Interpolated
			ACS880-PxR-156A-4	R7	PxB3R-4	3R	51.0	36.0	20.4	1.52	443	Interpolated
			ACS880-PxR-180A-4	R7	PxB3R-4	3R	51.0	36.0	20.4	1.52	443	Interpolated
			ACS880-PxR-240A-4	R8	PxB3R-4	3R	51.0	36.0	20.4	1.52	443	Interpolated
			ACS880-PxR-260A-4	R8	PxB3R-4	3R	51.0	36.0	20.4	1.52	443	Interpolated
440-480	For ACx580: x = S, H, or Q	For PxR: x = C or D	ACx580-PxR-124A-4	R6	PxB3R-4	3R	51.0	36.0	20.4	1.52	443	Interpolated
			ACx580-PxR-156A-4	R7	PxB3R-4	3R	51.0	36.0	20.4	1.52	443	Interpolated
			ACx580-PxR-180A-4	R7	PxB3R-4	3R	51.0	36.0	20.4	1.52	443	Interpolated
			ACx580-PxR-240A-4	R8	PxB3R-4	3R	51.0	36.0	20.4	1.52	443	Interpolated
208/240	ACS880	For PxR:	ACS880-PxR-274A-2	R8	PXB1-5	1	62.5	35.0	20.5	1.9	443	Interpolated
208/240	For ACx580: x = S, H, or Q	For PxR: x = C or D	ACx580-PxR-273A-2	R8	PXB1-5	1	62.5	35.0	20.5	1.9	443	Interpolated
208/240	For ACx580: x = S, H, or Q	-	ACH580-PCR-273A-2	R8	PXB1-5	1	62.5	35.0	20.5	1.9	443	UUT-18A,B
440-480	ACS880	For PxR: x = C or D	ACS880-PxR-240A-4	R8	PXB1-5	1	62.5	35.0	20.5	1.9	443	Interpolated
			ACS880-PxR-260A-4	R8	PXB1-5	1	62.5	35.0	20.5	1.9	443	Interpolated
440-480	For ACx580: x = S, H, or Q	For PxR: x = C or D	ACx580-PxR-240A-4	R8	PXB1-5	1	62.5	35.0	20.5	1.9	443	Interpolated

Notes:
1. ABB is the manufacturer for all units.
2. All units are wall mounted.
3. All units were tested in rigid and isolated mounting configurations to SDS=2.0 at z/h=1.0, and SDS=2.5 at z/h=0.0.
4. PDR/VDR/BDR models use disconnects which weigh less than tested PCR/VCR/BCR models with circuit breakers.
5. All Cabinets Carbon Steel. 3R Cabinets are Galvanized for weatherproofing
6. S, H, Q in models are identical product with different industry use.

REPORT CONFORMANCE OSP-0575 BY: Mohammad Karim DATE: 11/04/2026 CALIFORNIA BUILDING CODE, 2025

Table 1 - Certified Products - Panel Mounted Drives With Wall Mounted Enclosure (Cont.)

System Voltage [V]	Model	Construction[4]	ABB Model Number	Base Drive Frame Size	Enclosure Details					Thickness [mm]	Max Weight [lb]	UUT
					Frame Size	UL Rating	Height [in]	Width [in]	Depth [in]			
440-480	For ACx580: x = H, or Q	For BxR: x = C or D	ACx580-3BxR-07A6-4	R3	Bx1-31	Type 1	50.0	16.3	17.8	2	150	Interpolated
			ACH580-3BCR-07A6-4	R3	Bx1-31	Type 1	49.5	17.0	18.0	2	138.2	UUT-22A,B
			ACx580-3BxR-012A-4	R3	Bx1-31	Type 1	50.0	16.3	17.8	2	150	Interpolated
			ACx580-3BxR-014A-4	R3	Bx1-31	Type 1	50.0	16.3	17.8	2	150	Interpolated
			ACx580-3BxR-023A-4	R3	Bx1-31	Type 1	50.0	16.3	17.8	2	150	Interpolated
			ACx580-3BxR-027A-4	R6	Bx1-32	Type 1	61.9	19.3	19.0	1.6	225	Interpolated
			ACx580-3BxR-034A-4	R6	Bx1-32	Type 1	61.9	19.3	19.0	1.6	225	Interpolated
			ACx580-3BxR-044A-4	R6	Bx1-32	Type 1	61.9	19.3	19.0	1.6	225	Interpolated
			ACx580-3BxR-052A-4	R6	Bx1-32	Type 1	61.9	19.3	19.0	1.6	225	Interpolated
			ACx580-3BxR-065A-4	R6	Bx1-32	Type 1	61.9	19.3	19.0	1.6	225	Interpolated
			ACx580-3BxR-077A-4	R6	Bx1-32	Type 1	61.9	19.3	19.0	1.6	225	Interpolated
			ACH580-3BCR-077A-4	R6	Bx1-32	Type 1	62.0	19.5	19.3	1.6	272.8	UUT-23A,B
			ACx580-3BxR-07A6-4	R3	BxB1-31	Type 1	42.4	15.3	15.0	2	128	Interpolated
			ACx580-3BxR-012A-4	R3	BxB1-31	Type 1	42.4	15.3	15.0	2	128	Interpolated
			ACx580-3BxR-014A-4	R3	BxB1-31	Type 1	42.4	15.3	15.0	2	128	Interpolated
			ACx580-3BxR-023A-4	R3	BxB1-31	Type 1	42.4	15.3	15.0	2	128	Interpolated
			ACH580-3BCR-023A-4	R3	BxB1-31	Type 1	42.5	15.3	15.0	2	128	UUT-38A,B
			ACx580-3BxR-027A-4	R6	BxB1-32	Type 1	44.4	19.3	17.2	2	244	Interpolated
			ACx580-3BxR-034A-4	R6	BxB1-32	Type 1	44.4	19.3	17.2	2	244	Interpolated
			ACx580-3BxR-044A-4	R6	BxB1-32	Type 1	44.4	19.3	17.2	2	244	Interpolated
			ACx580-3BxR-052A-4	R6	BxB1-32	Type 1	44.4	19.3	17.2	2	244	Interpolated
			ACx580-3BxR-065A-4	R6	BxB1-32	Type 1	44.4	19.3	17.2	2	244	Interpolated
			ACx580-3BxR-077A-4	R6	BxB1-32	Type 1	44.4	19.3	17.2	2	244	Interpolated
			ACH580-3BCR-077A-4	R6	BxB1-32	Type 1	44.5	19.3	17.3	2	249	UUT-39A,B
		For PxR: x = C or D	ACx580-3PxR-07A6-4	R3	PxB1-31	Type 1	38.0	8.0	14.3	2	75.2	Interpolated
			ACH580-3PCR-07A6-4	R3	PxB1-31	Type 1	37.8	9.0	18.0	2	68.4	UUT-25A,B
			ACx580-3PxR-012A-4	R3	PxB1-31	Type 1	38.0	8.0	14.3	2	75.2	Interpolated
			ACx580-3PxR-014A-4	R3	PxB1-31	Type 1	38.0	8.0	14.3	2	75.2	Interpolated
			ACx580-3PxR-023A-4	R3	PxB1-31	Type 1	38.0	8.0	14.3	2	75.2	Interpolated
			ACx580-3PxR-027A-4	R6	PxB1-32	Type 1	51.0	10.0	16.4	2	183.7	Interpolated
			ACx580-3PxR-034A-4	R6	PxB1-32	Type 1	51.0	10.0	16.4	2	183.7	Interpolated
			ACx580-3PxR-044A-4	R6	PxB1-32	Type 1	51.0	10.0	16.4	2	183.7	Interpolated
			ACx580-3PxR-052A-4	R6	PxB1-32	Type 1	51.0	10.0	16.4	2	183.7	Interpolated
			ACx580-3PxR-065A-4	R6	PxB1-32	Type 1	51.0	10.0	16.4	2	183.7	Interpolated
			ACx580-3PxR-077A-4	R6	PxB1-32	Type 1	51.0	10.0	16.4	2	183.7	Interpolated
			ACH580-3PCR-077A-4	R6	PxB1-32	Type 1	51.0	10.8	19.0	2	180.4	UUT-26A,B
			ACx580-3PxR-096A-4	R8	PxB1-33	Type 1	61.9	19.3	21.0	2.3	400	Interpolated
			ACx580-3PxR-124A-4	R8	PxB1-33	Type 1	61.9	19.3	21.0	2.3	400	Interpolated
			ACx580-3PxR-156A-4	R8	PxB1-33	Type 1	61.9	19.3	21.0	2.3	400	Interpolated
			ACx580-3PxR-180A-4	R8	PxB1-33	Type 1	61.9	19.3	21.0	2.3	400	Interpolated
			ACH580-3PCR-180A-4	R8	PxB1-33	Type 1	61.8	19.4	21.1	2.3	409	UUT-24A,B

Notes:
1. ABB is the manufacturer for all units.
2. All units are wall mounted.
3. All units were tested in rigid and isolated mounting configurations to SDS=2.0 at z/h=1.0, and SDS=2.5 at z/h=0.0.
4. PDR/VDR/BDR models use disconnects which weigh less than tested PCR/VCR/BCR models with circuit breakers.
5. All Cabinets Carbon Steel.
6. S, H, Q in models are identical product with different industry use.

Table 1 - Certified Products - Panel Mounted Drives With Wall Mounted Enclosure (Cont.)

System Voltage [V]	Model	Construction[4]	ABB Model Number	Base Drive Frame Size	Enclosure Frame Size	Available UL Enclosure Types	Type 1, Type 12 Enclosures					Type 3R Enclosures					UUT
							Height [in]	Width [in]	Depth [in]	Thickness [mm]	Max Weight [lb]	Height [in]	Width [in]	Depth [in]	Thickness [mm]	Max Weight [lb]	
200-240	For ACx580: x = S, H, or Q	For zxR: z = B, P, or 0 x = C, D, or P R may be omitted	ACx580-zxR-04A6-2	R1	B1	1, 12, 3R	33.2	17.7	13.9	1.9	84	33.4	17.7	14	1.9	134	Extrapolated
			ACx580-zxR-06A6-2	R1	B1	1, 12, 3R	33.2	17.7	13.9	1.9	84	33.4	17.7	14	1.9	134	Extrapolated
			ACx580-zxR-07A5-2	R1	B1	1, 12, 3R	33.2	17.7	13.9	1.9	84	33.4	17.7	14	1.9	134	Extrapolated
			ACx580-zxR-10A6-2	R1	B1	1, 12, 3R	33.2	17.7	13.9	1.9	84	33.4	17.7	14	1.9	134	Extrapolated
			ACx580-zxR-017A-2	R1	B1	1, 12, 3R	33.2	17.7	13.9	1.9	84	33.4	17.7	14	1.9	134	Extrapolated
			ACx580-zxR-024A-2	R2	B1	1, 12, 3R	33.2	17.7	13.9	1.9	84	33.4	17.7	14	1.9	134	Extrapolated
440-480	For ACx580: x = S, H, or Q	For zxR: z = B, P, or 0 x = C, D, or P R may be omitted	ACx580-zxR-02A1-4	R1	B1	1, 12, 3R	33.2	17.7	13.9	1.9	84	33.4	17.7	14	1.9	134	Extrapolated
			ACx580-zxR-03A0-4	R1	B1	1, 12, 3R	33.2	17.7	13.9	1.9	84	33.4	17.7	14	1.9	134	Extrapolated
			ACx580-zxR-03A5-4	R1	B1	1, 12, 3R	33.2	17.7	13.9	1.9	84	33.4	17.7	14	1.9	134	Extrapolated
			ACx580-zxR-04A8-4	R1	B1	1, 12, 3R	33.2	17.7	13.9	1.9	84	33.4	17.7	14	1.9	134	Extrapolated
			ACx580-zxR-07A6-4	R1	B1	1, 12, 3R	33.2	17.7	13.9	1.9	84	33.4	17.7	14	1.9	134	Extrapolated
			ACx580-zxR-012A-4	R1	B1	1, 12, 3R	33.2	17.7	13.9	1.9	84	33.4	17.7	14	1.9	134	Extrapolated
			ACx580-zxR-014A-4	R2	B1	1, 12, 3R	33.2	17.7	13.9	1.9	84	33.4	17.7	14	1.9	134	Extrapolated
			ACx580-zxR-023A-4	R2	B1	1, 12, 3R	33.2	17.7	13.9	1.9	84	33.4	17.7	14	1.9	134	Extrapolated
			ACH580-BCR-023A-4	R2	B1	1	33.0	17.0	12.0	1.9	84.0	-	-	-	-	-	UUT-09
575-600	For ACx580: x = S, H, or Q	For zxR: z = B, P, or 0 x = C, D, or P R may be omitted	ACx580-zxR-02A7-6	R2	B1	1, 12, 3R	33.2	17.7	13.9	1.9	84	33.4	17.7	14	1.9	134	Interpolated
			ACx580-zxR-03A9-6	R2	B1	1, 12, 3R	33.2	17.7	13.9	1.9	84	33.4	17.7	14	1.9	134	Interpolated
			ACx580-zxR-06A1-6	R2	B1	1, 12, 3R	33.2	17.7	13.9	1.9	84	33.4	17.7	14	1.9	134	Interpolated
			ACx580-zxR-09A0-6	R2	B1	1, 12, 3R	33.2	17.7	13.9	1.9	84	33.4	17.7	14	1.9	134	Interpolated
			ACx580-zxR-011A-6	R2	B1	1, 12, 3R	33.2	17.7	13.9	1.9	84	33.4	17.7	14	1.9	134	Interpolated
			ACx580-zxR-017A-6	R2	B1	1, 12, 3R	33.2	17.7	13.9	1.9	84	33.4	17.7	14	1.9	134	Interpolated
200-240	For ACx580: x = S, H, or Q		ACx580-zxR-031A-2	R2	B2	1, 12, 3R	40.6	20.7	15.3	1.9	139	40.7	20.7	15.4	1.9	193	Interpolated
			ACx580-zxR-046A-2	R3	B2	1, 12, 3R	40.6	20.7	15.3	1.9	139	40.7	20.7	15.4	1.9	193	Interpolated
			ACx580-zxR-059A-2	R3	B2	1, 12, 3R	40.6	20.7	15.3	1.9	139	40.7	20.7	15.4	1.9	193	Interpolated
			ACx580-zxR-075A-2	R4	B2	1, 12, 3R	40.6	20.7	15.3	1.9	139	40.7	20.7	15.4	1.9	193	Interpolated
440-480	For ACx580: x = S, H, or Q	For zxR: z = B, P, or 0 x = C, D, or P R may be omitted	ACx580-zxR-027A-4	R3	B2	1, 12, 3R	40.6	20.7	15.3	1.9	139	40.7	20.7	15.4	1.9	193	Interpolated
			ACx580-zxR-034A-4	R3	B2	1, 12, 3R	40.6	20.7	15.3	1.9	139	40.7	20.7	15.4	1.9	193	Interpolated
			ACx580-zxR-044A-4	R3	B2	1, 12, 3R	40.6	20.7	15.3	1.9	139	40.7	20.7	15.4	1.9	193	Interpolated
			ACx580-zxR-052A-4	R4	B2	1, 12, 3R	40.6	20.7	15.3	1.9	139	40.7	20.7	15.4	1.9	193	Interpolated
			ACx580-zxR-065A-4	R4	B2	1, 12, 3R	40.6	20.7	15.3	1.9	139	40.7	20.7	15.4	1.9	193	Interpolated
			ACH580-BCR-065A-4	R4	B2	3R	-	-	-	-	-	41.0	21.0	15.0	1.9	190	UUT-10
575-600			ACx580-zxR-077A-4	R4	B2	1, 12, 3R	40.6	20.7	15.3	1.9	139	40.7	20.7	15.4	1.9	193	Interpolated
			ACx580-zxR-022A-6	R3	B2	1, 12, 3R	40.6	20.7	15.3	1.9	139	40.7	20.7	15.4	1.9	193	Interpolated
			ACx580-zxR-027A-6	R3	B2	1, 12, 3R	40.6	20.7	15.3	1.9	139	40.7	20.7	15.4	1.9	193	Interpolated
			ACx580-zxR-032A-6	R3	B2	1, 12, 3R	40.6	20.7	15.3	1.9	139	40.7	20.7	15.4	1.9	193	Interpolated

Notes:
1. ABB is the manufacturer for all units.
2. All units are wall mounted.
3. All units were tested in rigid and isolated mounting configurations to SDS=2.0 at z/h=1.0, and SDS=2.5 at z/h=0.0.
4. PDR/VDR/BDR models use disconnects which weigh less than tested PCR/VCR/BCR models with circuit breakers.
5. All Cabinets Carbon Steel. 3R Cabinets are Galvanized for weatherproofing
6. S, H, Q in models are identical product with different industry use.

DATE: 11/04/2026

Table 1 - Certified Products - Panel Mounted Drives With Wall Mounted Enclosure (Cont.)

System Voltage [V]	Model	Construction[4]	ABB Model Number	Base Drive Frame Size	Enclosure Frame Size	Available UL Enclosure Types	Type 1, Type 12 Enclosures					Type 3R Enclosures					UUT
							Height [in]	Width [in]	Depth [in]	Thickness [mm]	Max Weight [lb]	Height [in]	Width [in]	Depth [in]	Thickness [mm]	Max Weight [lb]	
200-240	For ACx580: x = S, H, or Q	For zxR: z = B, P, or 0 x = C, D, or P R may be omitted	ACx580-zxR-088A-2	R5	B3	1, 12	54.2	28.3	19.1	2.7	358	N/A	N/A	N/A	N/A	N/A	Interpolated
			ACx580-zxR-090A-2	R4	B3	1, 12	54.2	28.3	19.1	2.7	358	N/A	N/A	N/A	N/A	N/A	Interpolated
			ACx580-zxR-114A-2	R5	B3	1, 12	54.2	28.3	19.1	2.7	358	N/A	N/A	N/A	N/A	N/A	Interpolated
			ACx580-zxR-143A-2	R6	B3	1, 12	54.2	28.3	19.1	2.7	358	N/A	N/A	N/A	N/A	N/A	Interpolated
			ACx580-zxR-169A-2	R7	B3	1, 12	54.2	28.3	19.1	2.7	358	N/A	N/A	N/A	N/A	N/A	Interpolated
			ACx580-zxR-211A-2	R7	B3	1, 12	54.2	28.3	19.1	2.7	358	N/A	N/A	N/A	N/A	N/A	Interpolated
			ACx580-zxR-248A-2	R8	B3	1, 12	54.2	28.3	19.1	2.7	358	N/A	N/A	N/A	N/A	N/A	Interpolated
			ACx580-zxR-273A-2	R8	B3	1, 12	54.2	28.3	19.1	2.7	358	N/A	N/A	N/A	N/A	N/A	Interpolated
575-600	For ACx580: x = S, H, or Q	For zxR: z = B, P, or 0 x = C, D, or P R may be omitted	ACx580-zxR-041A-6	R5	B3	1, 12	54.2	28.3	19.1	2.7	358	N/A	N/A	N/A	N/A	N/A	Interpolated
			ACx580-zxR-052A-6	R5	B3	1, 12	54.2	28.3	19.1	2.7	358	N/A	N/A	N/A	N/A	N/A	Interpolated
			ACx580-zxR-062A-6	R5	B3	1, 12	54.2	28.3	19.1	2.7	358	N/A	N/A	N/A	N/A	N/A	Interpolated
			ACx580-zxR-077A-6	R5	B3	1, 12	54.2	28.3	19.1	2.7	358	N/A	N/A	N/A	N/A	N/A	Interpolated
			ACx580-zxR-099A-6	R7	B3	1, 12	54.2	28.3	19.1	2.7	358	N/A	N/A	N/A	N/A	N/A	Interpolated
			ACx580-zxR-125A-6	R7	B3	1, 12	54.2	28.3	19.1	2.7	358	N/A	N/A	N/A	N/A	N/A	Interpolated
			ACx580-zxR-144A-6	R8	B3	1, 12	54.2	28.3	19.1	2.7	358	N/A	N/A	N/A	N/A	N/A	Interpolated
440-480	For ACx580: x = S, H, or Q	For zxR: z = B, P, or 0 x = C, D, or P R may be omitted	ACx580-zxR-096A-4	R5	B3	1, 12	54.2	28.3	19.1	2.7	358	N/A	N/A	N/A	N/A	N/A	Interpolated
			ACx580-zxR-124A-4	R6	B3	1, 12	54.2	28.3	19.1	2.7	358	N/A	N/A	N/A	N/A	N/A	Interpolated
			ACx580-zxR-156A-4	R7	B3	1, 12	54.2	28.3	19.1	2.7	358	N/A	N/A	N/A	N/A	N/A	Interpolated
			ACx580-zxR-180A-4	R7	B3	1, 12	54.2	28.3	19.1	2.7	358	N/A	N/A	N/A	N/A	N/A	Interpolated
			ACx580-zxR-240A-4	R8	B3	1, 12	54.2	28.3	19.1	2.7	358	N/A	N/A	N/A	N/A	N/A	Interpolated
			ACH580-BCR-240A-4	R8	B3	12	47.0	28.0	18.0	2.7	358	-	-	-	-	-	UUT-11

Notes:
1. ABB is the manufacturer for all units.
2. All units are wall mounted.
3. All units were tested in rigid and isolated mounting configurations to SDS=2.0 at z/h=1.0, and SDS=2.5 at z/h=0.0.
4. PDR/VDR/BDR models use disconnects which weigh less than tested PCR/VCR/BCR models with circuit breakers.
5. All Cabinets Carbon Steel. 3R Cabinets are Galvanized for weatherproofing
6. S, H, Q in models are identical product with different industry use.

Table 2a - Certified Products - Panel Mounted Drives With Rigid Floor Mounted Enclosure

System Voltage [V]	Model	Construction[4]	ABB Model Number	Base Drive Frame Size	Enclosure Details							UUT
					Frame Size	UL Rating	Max Height [in]	Max Width [in]	Max Depth [in]	Thick -ness [mm]	Max Weight [lb]	
208/240	For ACx580: x = S, H, or Q	For BxR: x = C or D	ACx580-BxR-143A-2	R6	BX1-5	1	73.44	34.75	20.4	1.9	465	Extrapolated
			ACx580-BxR-169A-2	R7	BX1-5	1	73.44	34.75	20.4	1.9	465	Extrapolated
			ACx580-BxR-211A-2	R7	BX1-5	1	73.44	34.75	20.4	1.9	465	Extrapolated
			ACx580-BxR-273A-2	R8	BX1-5	1	73.44	34.75	20.4	1.9	465	Extrapolated
440-480	For ACx580: x = S, H, or Q	For BxR: x = C or D	ACx580-BxR-124A-4	R6	BX1-5	1	73.44	34.75	20.4	1.9	465	Extrapolated
			ACx580-BxR-156A-4	R7	BX1-5	1	73.44	34.75	20.4	1.9	465	Extrapolated
			ACx580-BxR-180A-4	R7	BX1-5	1	73.44	34.75	20.4	1.9	465	Extrapolated
208/240	For ACx580: x = S, H, or Q	For PxR: x = C or D	ACx580-PxR-273A-2	R8	PXB1-5	1	73.4	34.75	20.4	1.9	515	Extrapolated
208/240	ACS880	For PxR: x = C or D	ACS880-PxR-274A-2	R8	PXB1-5	1	73.4	34.75	20.4	1.9	515	Extrapolated
440-480	For ACx580: x = S, H, or Q	For PxR: x = C or D	ACx580-PxR-240A-4	R8	PXB1-5	1	73.4	34.75	20.4	1.9	515	Extrapolated
440-480	ACS880	For PxR: x = C or D	ACS880-PxR-240A-4	R8	PXB1-5	1	73.4	34.75	20.4	1.9	515	Extrapolated
			ACS880-PxR-260A-4	R8	PXB1-5	1	73.4	34.75	20.4	1.9	515	Extrapolated
208/240	For ACx580: x = S, H, or Q	For BxR: x = C or D	ACx580-BxR-211A-2	R7	BX12-5	12	72	36	20.9	1.52	677	Extrapolated
			ACx580-BxR-273A-2	R8	BX12-5	12	72	36	20.9	1.52	677	Extrapolated
440-480	For ACx580: x = S, H, or Q	For BxR: x = C or D	ACH580-BCR-240A-4	R8	BX1-6	1	78.0	32.0	27.3	1.52	728	Extrapolated
			ACH580-BCR-240A-4	R8	BX1-6	1	78.0	32.0	25.0	1.52	720	UUT-17
208/240	For ACx580: x = S, H, or Q	For BxR: x = C or D	ACx580-BxR-211A-2	R7	BX1-6	1	78	32	27.3	1.52	728	Interpolated
			ACx580-BxR-273A-2	R8	BX1-6	1	78	32	27.3	1.52	728	Interpolated
440-480	For ACx580: x = S, H, or Q	For BxR: x = C or D	ACx580-BxR-240A-4	R8	BX1-6	1	78	32	27.3	1.52	728	Interpolated
208/240	For ACx580: x = S, H, or Q	For BxR: x = C or D	ACx580-BxR-211A-2	R7	BX12-6	12	78	32	27.3	1.52	728	Interpolated
			ACx580-BxR-273A-2	R8	BX12-6	12	78	32	27.3	1.52	728	Interpolated
440-480	For ACx580: x = S, H, or Q	For BxR: x = C or D	ACx580-BxR-240A-4	R8	BX12-6	12	78	32	27.3	1.52	728	Interpolated
440-480	For ACx580: x = S, H, or Q	For PxR: x = C or D	ACx580-PxR-302A-4	R9	PXB12-6	12	78	32	27.3	1.52	765	Interpolated
			ACx580-PxR-361A-4	R9	PXB12-6	12	78	32	27.3	1.52	765	Interpolated
			ACx580-PxR-414A-4	R9	PXB12-6	12	78	32	27.3	1.52	765	Interpolated
440-480	ACS880	For PxR: x = C or D	ACS880-PxR-302A-4	R9	PXB12-6	12	78	32	27.3	1.52	765	Interpolated
			ACS880-PxR-361A-4	R9	PXB12-6	12	78	32	27.3	1.52	765	Interpolated
			ACS880-PxR-414A-4	R9	PXB12-6	12	78	32	27.3	1.52	765	Interpolated
440-480	For ACx580: x = S, H, or Q	For PxR: x = C or D	ACx580-PxR-302A-4	R9	PXB1-6	1	78	32	27.3	1.52	765	Interpolated
			ACx580-PxR-361A-4	R9	PXB1-6	1	78	32	27.3	1.52	765	Interpolated
			ACx580-PxR-414A-4	R9	PXB1-6	1	78	32	27.3	1.52	765	Interpolated
440-480	ACS880	For PxR: x = C or D	ACS880-PxR-302A-4	R9	PXB1-6	1	78	32	27.3	1.52	765	Interpolated
			ACS880-PxR-361A-4	R9	PXB1-6	1	78	32	27.3	1.52	765	Interpolated
			ACS880-PxR-414A-4	R9	PXB1-6	1	78	32	27.3	1.52	765	Interpolated
440-480	For ACx580: x = S, H, or Q	For BxR: x = C or D	ACx580-BxR-211A-2	R7	Bx3R-5	3R	78	44	31.25	1.52	768	Interpolated
			ACx580-BxR-273A-2	R8	Bx3R-5	3R	78	44	31.25	1.52	768	Interpolated
			ACx580-BxR-240A-4	R8	Bx3R-5	3R	78	44	31.25	1.52	768	Interpolated
440-480	ACS880	For PxR: x = C or D	ACS880-PxR-302A-4	R9	PxB3R-5	3R	78	44	31.25	1.52	815	Interpolated
			ACS880-PxR-361A-4	R9	PxB3R-5	3R	78	44	31.25	1.52	815	Interpolated
			ACS880-PxR-414A-4	R9	PxB3R-5	3R	78	44	31.25	1.52	815	Interpolated
440-480	For ACx580: x = S, H, or Q	For PxR: x = C or D	ACx580-PxR-302A-4	R9	PxB3R-5	3R	78	44	31.25	1.52	815	Interpolated
			ACx580-PxR-361A-4	R9	PxB3R-5	3R	78	44	31.25	1.52	815	Interpolated
			ACx580-PxR-414A-4	R9	PxB3R-5	3R	78	44	31.25	1.52	815	Interpolated
440-480	ACH580	-	ACH580-PCR-414A-4	R9	PxB3R-5	3R	78	44.3	32	1.52	720	UUT-19
440-480V	For ACx580: x = S, H, or Q	For BxR: x = C or D	ACx580-BxR-302A-4	R9	BX12-7	12	84	48	27.3	2.75	1170	Interpolated
			ACx580-BxR-361A-4	R9	BX12-7	12	84	48	27.3	2.75	1170	Interpolated
			ACx580-BxR-414A-4	R9	BX12-7	12	84	48	27.3	2.75	1170	Interpolated
440-480V	For ACx580: x = S, H, or Q	For BxR: x = C or D	ACx580-BxR-302A-4	R9	BX1-7	1	84	48	27.3	2.75	1170	Interpolated
			ACx580-BxR-361A-4	R9	BX1-7	1	84	48	27.3	2.75	1170	Interpolated
			ACx580-BxR-414A-4	R9	BX1-7	1	84	48	27.3	2.75	1170	Interpolated
440-480V	For ACx580: x = S, H, or Q	For BxR: x = C or D	ACx580-BxR-302A-4	R9	Bx3R-6	3R	84	60	31.25	2.75	1170	Interpolated
			ACx580-BxR-361A-4	R9	Bx3R-6	3R	84	60	31.25	2.75	1170	Interpolated
			ACx580-BxR-414A-4	R9	Bx3R-6	3R	84	60	31.25	2.75	1170	Interpolated
440-480V	For ACx580: x = S, H, or Q	For BxR: x = C or D	ACH580-BCR-414A-4	R9	Bx3R-6	3R	84	55	28.5	2.75	1170	UUT-20

Notes:
1. ABB is the manufacturer for all units.
2. All units are floor mounted.
3. S, H, Q in models are identical product with different industry use.
4. PDR/VDR/BDR models use disconnects which weigh less than tested PCR/VCR/BCR models with circuit breakers.
5. All Cabinets Carbon Steel. 3R Cabinets are Galvanized for weatherproofing
6. All units were tested in rigid mounting configuration to SDS=2.0 at z/h=1.0, and SDS=2.5 at z/h=0.0.

Table 2b - Certified Products - Panel Mounted Drives With Combination Rigid Floor and Wall Mounted Enclosure

System Voltage [V]	Model	Construction[4]	ABB Model Number	Base Drive Frame Size	Enclosure Details							UUT
					Frame Size	UL Rating	Max Height [in]	Max Width [in]	Max Depth [in]	Thick -ness [mm]	Max Weight [lb]	
440-480	For ACx580: x = H, or Q	For 3BxR: x = C or D	ACx580-3BxR-096A-4	R8	Bx1-33	Type 1	73.4	35	20.4	2	500	Interpolated
			ACx580-3BxR-124A-4	R8	Bx1-33	Type 1	73.4	35	20.4	2	500	Interpolated
			ACx580-3BxR-156A-4	R8	Bx1-33	Type 1	73.4	35	20.4	2	500	Interpolated
			ACx580-3BxR-180A-4	R8	Bx1-33	Type 1	73.4	35	20.4	2	500	Interpolated
			ACH580-3BxR-180A-4	R8	Bx1-33	Type 1	73.5	34.8	20.5	2	550	UUT-27
		For 3BxR: x = C or D	ACx580-3BxR-240A-4	R11	PxB1/12-41	Type 1/12	90	55	25	1.5	1510	Interpolated
			ACx580-3BxR-302A-4	R11	PxB1/12-41	Type 1/12	90	55	25	1.5	1510	Interpolated
			ACx580-3BxR-361A-4	R11	PxB1/12-41	Type 1/12	90	55	25	1.5	1510	Interpolated
			ACx580-3BxR-414A-4	R11	PxB1/12-41	Type 1/12	90	55	25	1.5	1510	Interpolated
			ACx580-3BxR-477A-4	R11	PxB1/12-41	Type 1/12	90	55	25	1.5	1510	Interpolated
			ACH580-3BCR-477A-4	R11	PxB1-41	Type 1	91	55	25.8	1.5	1440	UUT-28
		For 3PxR: x = C or D	ACx580-3PxR-240A-4	R11	PxB1/12-41	Type 1/12	90	55	25	1.5	1510	Interpolated
			ACx580-3PxR-302A-4	R11	PxB1/12-41	Type 1/12	90	55	25	1.5	1510	Interpolated
			ACx580-3PxR-361A-4	R11	PxB1/12-41	Type 1/12	90	55	25	1.5	1510	Interpolated
			ACx580-3PxR-414A-4	R11	PxB1/12-41	Type 1/12	90	55	25	1.5	1510	Interpolated
			ACx580-3PxR-477A-4	R11	PxB1/12-41	Type 1/12	90	55	25	1.5	1510	Interpolated
			ACH580-3PCR-477A-4	R11	PxB1-41	Type 1	91	47	25.8	1.5	1290	UUT-29

Notes:
1. ABB is the manufacturer for all units.
2. All units are combination floor and wall mounted.
3. S, H, Q in models are identical product with different industry use.
4. PDR/VDR/BDR models use disconnects which weigh less than tested PCR/VCR/BCR models with circuit breakers.
5. All Cabinets Carbon Steel. Type 1 cabinets are similar less robust design than Type 12 cabinets.
6. All units were tested in rigid mounting configuration to SDS=2.0 at z/h=1.0, and SDS=2.5 at z/h=0.0.

CERTIFIED FOR CODE COMPLIANCE
OSP-0575
BY: Mohammad Karim
DATE: 11/04/2026
CALIFORNIA BUILDING CODE, 2025

Table 3 - Certified Products - Drives - 580-01 & 880-01 - Wall Mounted

System Voltage [V]	Model[5,8]	ABB Model Number	Ratings						Frame Size	Available Enclosure Types	Type 1		Type 12		Type 4X/IP66		UUT
			Normal Duty		Light Duty		Heavy Duty				Max Dimensions H x W x D [in]	Max Drv. Wt.	Max Dimensions H x W x D [in]	Max Drv. Wt.	Max Dimensions H x W x D [in]	Max Drv. Wt.	
			Current [A]	kW / HP	Current [A]	kW / HP	Current [A]	kW / HP									
200-240	For ACx580: x = S, H, or Q (IEC)	ACx580-01-04A7-2	4.7	0.75 kW	4.6	0.75 kW	3.5	0.75 kW	R1	IP 20, 21, 55, 66	14.69 x 4.92 x 8.78	10.2	17.78 x 5.04 x 9.17	10.6	20.5 x 8.2 x 11.1	28.0	Extrapolated
		ACx580-01-06A7-2	6.7	1.10 kW	6.6	1.10 kW	4.6	0.75 kW	R1	IP 20, 21, 55, 66	14.69 x 4.92 x 8.78	10.2	17.78 x 5.04 x 9.17	10.6	20.5 x 8.2 x 11.1	28.0	Extrapolated
		ACx580-01-07A6-2	7.6	1.50 kW	7.5	1.50 kW	6.6	1.10 kW	R1	IP 20, 21, 55, 66	14.69 x 4.92 x 8.78	10.2	17.78 x 5.04 x 9.17	10.6	20.5 x 8.2 x 11.1	28.0	Extrapolated
		ACx580-01-012A-2	12.0	2.20 kW	11.8	2.20 kW	7.5	1.50 kW	R1	IP 20, 21, 55, 66	14.69 x 4.92 x 8.78	10.2	17.78 x 5.04 x 9.17	10.6	20.5 x 8.2 x 11.1	28.0	Extrapolated
		ACx580-01-018A-2	16.9	4.00 kW	16.7	4.00 kW	10.6	2.20 kW	R1	IP 20, 21, 55, 66	14.69 x 4.92 x 8.78	10.2	17.78 x 5.04 x 9.17	10.6	20.5 x 8.2 x 11.1	28.0	Extrapolated
380-480		ACx580-01-02A7-4	2.6	0.75 kW	2.5	0.75 kW	1.8	0.55 kW	R1	IP 20, 21, 55, 66	14.69 x 4.92 x 8.78	10.2	17.78 x 5.04 x 9.17	10.6	20.5 x 8.2 x 11.1	28.0	Extrapolated
		ACx580-01-03A4-4	3.3	1.10 kW	3.1	1.10 kW	2.6	0.75 kW	R1	IP 20, 21, 55, 66	14.69 x 4.92 x 8.78	10.2	17.78 x 5.04 x 9.17	10.6	20.5 x 8.2 x 11.1	28.0	Extrapolated
		ACx580-01-04A1-4	4	1.50 kW	3.8	1.50 kW	3.3	1.10 kW	R1	IP 20, 21, 55, 66	14.69 x 4.92 x 8.78	10.2	17.78 x 5.04 x 9.17	10.6	20.5 x 8.2 x 11.1	28.0	Extrapolated
		ACx580-01-05A7-4	5.6	2.20 kW	5.3	2.20 kW	4	1.50 kW	R1	IP 20, 21, 55, 66	14.69 x 4.92 x 8.78	10.2	17.78 x 5.04 x 9.17	10.6	20.5 x 8.2 x 11.1	28.0	Extrapolated
		ACx580-01-07A3-4	7.2	3.00 kW	6.8	3.00 kW	5.6	2.20 kW	R1	IP 20, 21, 55, 66	14.69 x 4.92 x 8.78	10.2	17.78 x 5.04 x 9.17	10.6	20.5 x 8.2 x 11.1	28.0	Extrapolated
		ACx580-01-09A5-4	9.4	4.00 kW	8.9	4.00 kW	7.2	3.00 kW	R1	IP 20, 21, 55, 66	14.69 x 4.92 x 8.78	10.2	17.78 x 5.04 x 9.17	10.6	20.5 x 8.2 x 11.1	28.0	Extrapolated
		ACx580-01-12A7-4	12.6	5.50 kW	12	5.50 kW	9.4	4.00 kW	R1	IP 20, 21, 55, 66	14.69 x 4.92 x 8.78	10.2	17.78 x 5.04 x 9.17	10.6	20.5 x 8.2 x 11.1	28.0	Extrapolated
200-240	For Axx580: xx = CS, CH, CQ, or YK (NEC)	Axx580-01-04A6-2	4.6	1.00 HP	4.6	1.00 HP	3.5	0.80 HP	R1	UL Open, 1, 12, 4X	14.69 x 4.92 x 8.78	10.2	17.78 x 5.04 x 9.17	10.6	20.5 x 8.2 x 11.1	28.0	Extrapolated
		Axx580-01-06A6-2	6.6	1.50 HP	6.6	1.50 HP	4.6	1.00 HP	R1	UL Open, 1, 12, 4X	14.69 x 4.92 x 8.78	10.2	17.78 x 5.04 x 9.17	10.6	20.5 x 8.2 x 11.1	28.0	Extrapolated
		Axx580-01-07A5-2	7.5	2.00 HP	7.5	2.00 HP	6.6	1.50 HP	R1	UL Open, 1, 12, 4X	14.69 x 4.92 x 8.78	10.2	17.78 x 5.04 x 9.17	10.6	20.5 x 8.2 x 11.1	28.0	Extrapolated
		Axx580-01-10A6-2	10.6	3.00 HP	10.6	3.00 HP	7.5	2.00 HP	R1	UL Open, 1, 12, 4X	14.69 x 4.92 x 8.78	10.2	17.78 x 5.04 x 9.17	10.6	20.5 x 8.2 x 11.1	28.0	Extrapolated
		Axx580-01-017A-2	16.7	5.00 HP	16.7	5.00 HP	10.6	3.00 HP	R1	UL Open, 1, 12, 4X	14.69 x 4.92 x 8.78	10.2	17.78 x 5.04 x 9.17	10.6	20.5 x 8.2 x 11.1	28.0	Extrapolated
		ACS580-01-017A-2	16.7	5.00 HP	16.7	5.00 HP	10.6	3.00 HP	R1	Type 4X	-	-	-	-	24.0 x 16.0 x 12.0	34.8	UUT-32A,B[7]
440-480		Axx580-01-02A1-4	NA	NA	2.1	1.00 HP	1.6	0.75 HP	R1	UL Open, 1, 12, 4X	14.69 x 4.92 x 8.78	10.2	17.78 x 5.04 x 9.17	10.6	20.5 x 8.2 x 11.1	28.0	Interpolated
		Axx580-01-03A0-4	NA	NA	3	1.50 HP	2.1	1.00 HP	R1	UL Open, 1, 12, 4X	14.69 x 4.92 x 8.78	10.2	17.78 x 5.04 x 9.17	10.6	20.5 x 8.2 x 11.1	28.0	Interpolated
		Axx580-01-03A5-4	NA	NA	3.5	2.00 HP	3	1.50 HP	R1	UL Open, 1, 12, 4X	14.69 x 4.92 x 8.78	10.2	17.78 x 5.04 x 9.17	10.6	20.5 x 8.2 x 11.1	28.0	Interpolated
		Axx580-01-04A8-4	NA	NA	4.8	3.00 HP	3.4	2.00 HP	R1	UL Open, 1, 12, 4X	14.69 x 4.92 x 8.78	10.2	17.78 x 5.04 x 9.17	10.6	20.5 x 8.2 x 11.1	28.0	Interpolated
		Axx580-01-06A0-4	NA	NA	6	3.00 HP	4	3.00 HP	R1	UL Open, 1, 12, 4X	14.69 x 4.92 x 8.78	10.2	17.78 x 5.04 x 9.17	10.6	20.5 x 8.2 x 11.1	28.0	Interpolated
		Axx580-01-07A6-4	NA	NA	7.6	5.00 HP	4.8	3.00 HP	R1	UL Open, 1, 12, 4X	14.69 x 4.92 x 8.78	10.2	17.78 x 5.04 x 9.17	10.6	20.5 x 8.2 x 11.1	28.0	Interpolated
		Axx580-01-012A-4	NA	NA	12	7.50 HP	7.6	5.00 HP	R1	UL Open, 1, 12, 4X	14.69 x 4.92 x 8.78	10.2	17.78 x 5.04 x 9.17	10.6	20.5 x 8.2 x 11.1	28.0	Interpolated
		ACH580-01-012A-4	NA	NA	12	7.50 HP	7.6	5.00 HP	R1	Type 1	14.69 x 4.92 x 8.78	10.2	-	-	-	-	UUT-05[6]
		ACH580-01-012A-4	NA	NA	12	7.50 HP	7.6	5.00 HP	R1	Type 12	-	-	17.78 x 5.04 x 9.17	10.6	-	-	UUT-36 A,B [6]
200-240	For ACx580: x = S, H, or Q (IEC)	ACx580-01-025A-2	24.5	5.50 kW	24.2	5.50 kW	16.7	4.00 kW	R2	IP 20, 21, 55, 66	18.62 x 4.94 x 9.00	14.6	21.49 x 5.06 x 9.41	15.0	23.9 x 8.2 x 11.5	34.0	Interpolated
		ACx580-01-032A-2	31.2	7.50 kW	30.8	7.50 kW	24.2	5.50 kW	R2	IP 20, 21, 55, 66	18.62 x 4.94 x 9.00	14.6	21.49 x 5.06 x 9.41	15.0	23.9 x 8.2 x 11.5	34.0	Interpolated
380-480		ACx580-01-018A-4	17	7.50 kW	16.2	7.50 kW	12.6	5.50 kW	R2	IP 20, 21, 55, 66	18.62 x 4.94 x 9.00	14.6	21.49 x 5.06 x 9.41	15.0	23.9 x 8.2 x 11.5	34.0	Interpolated
		ACx580-01-026A-4	25	11.00 kW	23.8	11.00 kW	17	7.50 kW	R2	IP 20, 21, 55, 66	18.62 x 4.94 x 9.00	14.6	21.49 x 5.06 x 9.41	15.0	23.9 x 8.2 x 11.5	34.0	Interpolated
575-600		ACx580-01-02A7-6	NA	NA	2.7	1.50 kW	2.4	1.10 kW	R2	IP 20, 21, 55, 66	18.62 x 4.94 x 9.00	14.6	21.49 x 5.06 x 9.41	15.0	23.9 x 8.2 x 11.5	34.0	Interpolated
		ACx580-01-03A9-6	NA	NA	3.9	2.20 kW	2.7	1.50 kW	R2	IP 20, 21, 55, 66	18.62 x 4.94 x 9.00	14.6	21.49 x 5.06 x 9.41	15.0	23.9 x 8.2 x 11.5	34.0	Interpolated
		ACx580-01-06A1-6	NA	NA	6.1	4.00 kW	3.9	2.20 kW	R2	IP 20, 21, 55, 66	18.62 x 4.94 x 9.00	14.6	21.49 x 5.06 x 9.41	15.0	23.9 x 8.2 x 11.5	34.0	Interpolated
		ACx580-01-09A0-6	NA	NA	9	5.50 kW	6.1	4.00 kW	R2	IP 20, 21, 55, 66	18.62 x 4.94 x 9.00	14.6	21.49 x 5.06 x 9.41	15.0	23.9 x 8.2 x 11.5	34.0	Interpolated
		ACx580-01-11A0-6	NA	NA	11	7.50 kW	9	5.50 kW	R2	IP 20, 21, 55, 66	18.62 x 4.94 x 9.00	14.6	21.49 x 5.06 x 9.41	15.0	23.9 x 8.2 x 11.5	34.0	Interpolated
		ACx580-01-017A-6	NA	NA	17	11.00 kW	11	7.50 kW	R2	IP 20, 21, 55, 66	18.62 x 4.94 x 9.00	14.6	21.49 x 5.06 x 9.41	15.0	23.9 x 8.2 x 11.5	34.0	Interpolated
200-240	For Axx580: xx = CS, CH, CQ, or YK (NEC)	Axx580-01-024A-2	24.2	7.50 HP	24.2	7.50 HP	16.7	5.00 HP	R2	UL Open, 1, 12, 4X	18.62 x 4.94 x 9.00	14.6	21.49 x 5.06 x 9.41	15.0	23.9 x 8.2 x 11.5	34.0	Interpolated
		Axx580-01-031A-2	31	10.00 HP	31	10.00 HP	24.2	7.50 HP	R2	UL Open, 1, 12, 4X	18.62 x 4.94 x 9.00	14.6	21.49 x 5.06 x 9.41	15.0	23.9 x 8.2 x 11.5	34.0	Interpolated
440-480		Axx580-01-014A-4	NA	NA	14	10.00 HP	11	7.50 HP	R2	UL Open, 1, 12, 4X	18.62 x 4.94 x 9.00	14.6	21.49 x 5.06 x 9.41	15.0	23.9 x 8.2 x 11.5	34.0	Interpolated
		Axx580-01-023A-4	NA	NA	23	15.00 HP	15	10.00 HP	R2	UL Open, 1, 12, 4X	18.62 x 4.94 x 9.00	14.6	21.49 x 5.06 x 9.41	15.0	23.9 x 8.2 x 11.5	34.0	Interpolated
		ACH580-01-023A-4	NA	NA	23	15.00 HP	15	10.00 HP	R2	Type 1	18.62 x 4.94 x 9.00	14.6	-	-	-	-	UUT-09[6]
		ACH580-01-023A-4	NA	NA	23	15.00 HP	15	10.00 HP	R2	Type 4X	-	-	-	-	23.9 x 8.2 x 10.2	34.0	UUT-40A,B
575-600		Axx580-01-02A7-6	NA	NA	2.7	2.00 HP	2.4	1.50 HP	R2	UL Open, 1, 12, 4X	18.62 x 4.94 x 9.00	14.6	21.49 x 5.06 x 9.41	15.0	23.9 x 8.2 x 11.5	34.0	Interpolated
		Axx580-01-03A9-6	NA	NA	3.9	3.00 HP	2.7	2.00 HP	R2	UL Open, 1, 12, 4X	18.62 x 4.94 x 9.00	14.6	21.49 x 5.06 x 9.41	15.0	23.9 x 8.2 x 11.5	34.0	Interpolated
		Axx580-01-06A1-6	NA	NA	6.1	5.00 HP	3.9	3.00 HP	R2	UL Open, 1, 12, 4X	18.62 x 4.94 x 9.00	14.6	21.49 x 5.06 x 9.41	15.0	23.9 x 8.2 x 11.5	34.0	Interpolated
		Axx580-01-09A0-6	NA	NA	9	7.50 HP	6.1	5.00 HP	R2	UL Open, 1, 12, 4X	18.62 x 4.94 x 9.00	14.6	21.49 x 5.06 x 9.41	15.0	23.9 x 8.2 x 11.5	34.0	Interpolated
		Axx580-01-011A-6	NA	NA	11	10.00 HP	9	7.50 HP	R2	UL Open, 1, 12, 4X	18.62 x 4.94 x 9.00	14.6	21.49 x 5.06 x 9.41	15.0	23.9 x 8.2 x 11.5	34.0	Interpolated
		Axx580-01-017A-6	NA	NA	17	15.00 HP	11	10.00 HP	R2	UL Open, 1, 12, 4X	18.62 x 4.94 x 9.00	14.6	21.49 x 5.06 x 9.41	15.0	23.9 x 8.2 x 11.5	34.0	Interpolated

Notes:
1. ABB is the manufacturer for all units.
2. For ACS880-01-xxxx-2, -5, -7 both NEC and IEC ratings apply. Table shows only NEC rating. ACS880-01-xxxx-3 is only available as IEC rating.
3. All units were tested in rigid and isolated mounting configurations to SDS=2.0 at z/h=1.0, and SDS=2.5 at z/h=0.0.
4. When an Optional Subcomponent is present, its Type Code is appended to the model number
5. AYK580-01 units are identical to ACx580-01 units other than software and branding
6. Listed drive model was a subcomponent within the UUT
7. Dimensions and weight of UUT-32A,B include optional sun shield
8. Certified 580-01 & 880-01 Drives can also be used as a certified subcomponent within certified Panels

Table 3 - Certified Products - Drives - 580-01 & 880-01 - Wall Mounted (Cont.)

System Voltage [V]	Model[6,9]	ABB Model Number	Ratings						Frame Size	Available Enclosure Types	Type 1		Type 12		Type 4X/IP66		UUT
			Normal Duty		Light Duty		Heavy Duty				Max Dimensions H x W x D [in]	Max Drv. Wt.	Max Dimensions H x W x D [in]	Max Drv. Wt.	Max Dimensions H x W x D [in]	Max Drv. Wt.	
			Current [A]	kW / HP	Current [A]	kW / HP	Current [A]	kW / HP									
208-240	ACS880 See Note 2 below	ACS880-01-04A6-2	4.6	1.00 HP	4.4	1.00 HP	3.7	0.75 HP	R1	UL Open, 1, 12; IP 20,21,55	16.11 x 6.10 x 8.91	15.5	17.72 x 6.38 x 11.50	18.0	NA	NA	Interpolated
		ACS880-01-06A6-2	6.6	1.50 HP	6.3	1.50 HP	4.6	1.00 HP	R1	UL Open, 1, 12; IP 20,21,55	16.11 x 6.10 x 8.91	15.5	17.72 x 6.38 x 11.50	18.0	NA	NA	Interpolated
		ACS880-01-07A5-2	7.5	2.00 HP	7.1	2.00 HP	6.6	1.50 HP	R1	UL Open, 1, 12; IP 20,21,55	16.11 x 6.10 x 8.91	15.5	17.72 x 6.38 x 11.50	18.0	NA	NA	Interpolated
		ACS880-01-10A6-2	10.6	3.00 HP	10.1	3.00 HP	7.5	2.00 kW	R1	UL Open, 1, 12; IP 20,21,55	16.11 x 6.10 x 8.91	15.5	17.72 x 6.38 x 11.50	18.0	NA	NA	Interpolated
380-415		ACS880-01-02A4-3	2.4	0.75 kW	2.3	0.75 kW	1.8	0.55 kW	R1	UL Open, 1, 12; IP 20,21,55	16.11 x 6.10 x 8.91	15.5	17.72 x 6.38 x 11.50	18.0	NA	NA	Interpolated
		ACS880-01-03A3-3	3.3	1.10 kW	3.1	1.10 kW	2.4	0.75 kW	R1	UL Open, 1, 12; IP 20,21,55	16.11 x 6.10 x 8.91	15.5	17.72 x 6.38 x 11.50	18.0	NA	NA	Interpolated
		ACS880-01-04A0-3	4	1.50 kW	3.8	1.50 kW	3.3	1.10 kW	R1	UL Open, 1, 12; IP 20,21,55	16.11 x 6.10 x 8.91	15.5	17.72 x 6.38 x 11.50	18.0	NA	NA	Interpolated
		ACS880-01-05A6-3	5.6	2.20 kW	5.3	2.20 kW	4	1.50 kW	R1	UL Open, 1, 12; IP 20,21,55	16.11 x 6.10 x 8.91	15.5	17.72 x 6.38 x 11.50	18.0	NA	NA	Interpolated
		ACS880-01-07A2-3	8	3.00 kW	7.6	3.00 kW	5.6	2.20 kW	R1	UL Open, 1, 12; IP 20,21,55	16.11 x 6.10 x 8.91	15.5	17.72 x 6.38 x 11.50	18.0	NA	NA	Interpolated
		ACS880-01-09A4-3	10	4.00 kW	9.5	4.00 kW	8	3.00 kW	R1	UL Open, 1, 12; IP 20,21,55	16.11 x 6.10 x 8.91	15.5	17.72 x 6.38 x 11.50	18.0	NA	NA	Interpolated
		ACS880-01-12A6-3	12.9	5.50 kW	12	5.50 kW	10	4.00 kW	R1	UL Open, 1, 12; IP 20,21,55	16.11 x 6.10 x 8.91	15.5	17.72 x 6.38 x 11.50	18.0	NA	NA	Interpolated
380-500		ACS880-01-02A1-5	NA	NA	2.1	1.00 HP	1.7	0.75 HP	R1	UL Open, 1, 12; IP 20,21,55	16.11 x 6.10 x 8.91	15.5	17.72 x 6.38 x 11.50	18.0	NA	NA	Interpolated
		ACS880-01-03A0-5	NA	NA	3	1.50 HP	2.1	1.00 HP	R1	UL Open, 1, 12; IP 20,21,55	16.11 x 6.10 x 8.91	15.5	17.72 x 6.38 x 11.50	18.0	NA	NA	Interpolated
		ACS880-01-03A4-5	NA	NA	3.4	2.00 HP	3	1.50 HP	R1	UL Open, 1, 12; IP 20,21,55	16.11 x 6.10 x 8.91	15.5	17.72 x 6.38 x 11.50	18.0	NA	NA	Interpolated
		ACS880-01-04A8-5	NA	NA	4.8	3.00 HP	3.4	2.00 HP	R1	UL Open, 1, 12; IP 20,21,55	16.11 x 6.10 x 8.91	15.5	17.72 x 6.38 x 11.50	18.0	NA	NA	Interpolated
		ACS880-01-05A2-5	NA	NA	5.2	3.00 HP	4.8	2.00 HP	R1	UL Open, 1, 12; IP 20,21,55	16.11 x 6.10 x 8.91	15.5	17.72 x 6.38 x 11.50	18.0	NA	NA	Interpolated
		ACS880-01-07A6-5	NA	NA	7.6	5.00 HP	5.2	3.00 HP	R1	UL Open, 1, 12; IP 20,21,55	16.11 x 6.10 x 8.91	15.5	17.72 x 6.38 x 11.50	18.0	NA	NA	Interpolated
		ACS880-01-11A0-5	NA	NA	11	7.50 HP	7.6	5.00 HP	R1	UL Open, 1, 12; IP 20,21,55	16.11 x 6.10 x 8.91	15.5	17.72 x 6.38 x 11.50	18.0	NA	NA	Interpolated
208-240		ACS880-01-16A8-2	16.8	5.00 HP	16	5.00 HP	10.6	3.00 HP	R2	UL Open, 1, 12; IP 20,21,55	16.11 x 6.10 x 9.82	19.0	17.72 x 6.38 x 12.40	21.0	NA	NA	Interpolated
		ACS880-01-24A3-2	24.3	7.50 HP	23.1	7.50 HP	16.8	5.00 HP	R2	UL Open, 1, 12; IP 20,21,55	16.11 x 6.10 x 9.82	19.0	17.72 x 6.38 x 12.40	21.0	NA	NA	Interpolated
380-415		ACS880-01-017A-3	17	7.50 kW	16	7.50 kW	12.6	5.50 kW	R2	UL Open, 1, 12; IP 20,21,55	16.11 x 6.10 x 9.82	19.0	17.72 x 6.38 x 12.40	21.0	NA	NA	Interpolated
		ACS880-01-025A-3	25	11.00 kW	24	11.00 kW	17	7.50 kW	R2	UL Open, 1, 12; IP 20,21,55	16.11 x 6.10 x 9.82	19.0	17.72 x 6.38 x 12.40	21.0	NA	NA	Interpolated
380-500		ACS880-01-014A-5	NA	NA	14	10.00 HP	11	7.50 HP	R2	UL Open, 1, 12; IP 20,21,55	16.11 x 6.10 x 9.82	19.0	17.72 x 6.38 x 12.40	21.0	NA	NA	Interpolated
		ACS880-01-021A-5	NA	NA	21	15.00 HP	14	10.00 HP	R2	UL Open, 1, 12; IP 20,21,55	16.11 x 6.10 x 9.82	19.0	17.72 x 6.38 x 12.40	21.0	NA	NA	Interpolated
208-240		ACS880-01-031A-2	31	10.00 HP	29.3	10.00 HP	24.3	7.50 HP	R3	UL Open, 1, 12; IP 20,21,55	18.71 x 6.8 x 10.28	24.0	20.7 x 7.09 x 12.87	26.5	NA	NA	Interpolated
380-415		ACS880-01-032A-3	32	15.00 kW	30	15.00 kW	25	11.00 kW	R3	UL Open, 1, 12; IP 20,21,55	18.71 x 6.8 x 10.28	24.0	20.7 x 7.09 x 12.87	26.5	NA	NA	Interpolated
		ACS880-01-038A-3	38	18.50 kW	36	18.50 kW	32	15.00 kW	R3	UL Open, 1, 12; IP 20,21,55	18.71 x 6.8 x 10.28	24.0	20.7 x 7.09 x 12.87	26.5	NA	NA	Interpolated
380-500		ACS880-01-027A-5	NA	NA	27	20.00 HP	21	15.00 HP	R3	UL Open, 1, 12; IP 20,21,55	18.71 x 6.8 x 10.28	24.0	20.7 x 7.09 x 12.87	26.5	NA	NA	Interpolated
		ACS880-01-034A-5	NA	NA	34	25.00 HP	27	20.00 HP	R3	UL Open, 1, 12; IP 20,21,55	18.71 x 6.8 x 10.28	24.0	20.7 x 7.09 x 12.87	26.5	NA	NA	Interpolated
		ACS880-01-034A-5	NA	NA	34	25.00 HP	27	20.00 HP	R3	Type 1	13.0[5] x 7.0 x 10.0	24.0	-	-	-	-	UUT-14
525-690		ACS880-01-07A4-7	NA	NA	7	5.00 HP	5.6	3.00 HP	R3	UL Open, 1, 12; IP 20,21,55	18.71 x 6.8 x 10.28	24.0	20.7 x 7.09 x 12.87	26.5	NA	NA	Interpolated
		ACS880-01-09A9-7	NA	NA	9.4	7.50 HP	7.4	5.00 HP	R3	UL Open, 1, 12; IP 20,21,55	18.71 x 6.8 x 10.28	24.0	20.7 x 7.09 x 12.87	26.5	NA	NA	Interpolated
		ACS880-01-14A3-7	NA	NA	13.6	10.00 HP	9.9	7.50 HP	R3	UL Open, 1, 12; IP 20,21,55	18.71 x 6.8 x 10.28	24.0	20.7 x 7.09 x 12.87	26.5	NA	NA	Interpolated
		ACS880-01-019A-7	NA	NA	18	15.00 HP	14.3	10.00 HP	R3	UL Open, 1, 12; IP 20,21,55	18.71 x 6.8 x 10.28	24.0	20.7 x 7.09 x 12.87	26.5	NA	NA	Interpolated
		ACS880-01-023A-7	NA	NA	22	20.00 HP	19	15.00 HP	R3	UL Open, 1, 12; IP 20,21,55	18.71 x 6.8 x 10.28	24.0	20.7 x 7.09 x 12.87	26.5	NA	NA	Interpolated
		ACS880-01-027A-7	NA	NA	27	25.00 HP	23	20.00 HP	R3	UL Open, 1, 12; IP 20,21,55	18.71 x 6.8 x 10.28	24.0	20.7 x 7.09 x 12.87	26.5	NA	NA	Interpolated
200-240	For Axx580: xx = CS, CH, CQ, or YK (NEC)	Axx580-01-046A-2	46.2	15.00 HP	46.2	15.00 HP	30.8	10.00 HP	R3	UL Open, 1, 12, 4X	19.29 x 7.99 x 9.02	26.1	20.93 x 8.16 x 9.33	28.7	25.5 x 10.9 x 11.4	56.0	Interpolated
		Axx580-01-059A-2	59.4	20.00 HP	59.4	20.00 HP	46.2	15.00 HP	R3	UL Open, 1, 12, 4X	19.29 x 7.99 x 9.02	26.1	20.93 x 8.16 x 9.33	28.7	25.5 x 10.9 x 11.4	56.0	Interpolated
		ACS580-01-059A-2	59.4	20.00 HP	59.4	20.00 HP	46.2	15.00 HP	R3	Type 4X	-	-	-	-	29.3 x 16.4 x 15.3	63.0	UUT-34A,B[8]
440-480		Axx580-01-027A-4	NA	NA	27	20.00 HP	21	15.00 HP	R3	UL Open, 1, 12, 4X	19.29 x 7.99 x 9.02	26.1	20.93 x 8.16 x 9.33	28.7	25.5 x 10.9 x 11.4	56.0	Interpolated
		Axx580-01-034A-4	NA	NA	34	25.00 HP	27	20.00 HP	R3	UL Open, 1, 12, 4X	19.29 x 7.99 x 9.02	26.1	20.93 x 8.16 x 9.33	28.7	25.5 x 10.9 x 11.4	56.0	Interpolated
		Axx580-01-044A-4	NA	NA	44	30.00 HP	34	25.00 HP	R3	UL Open, 1, 12, 4X	19.29 x 7.99 x 9.02	26.1	20.93 x 8.16 x 9.33	28.7	25.5 x 10.9 x 11.4	56.0	Interpolated
		ACH580-01-044A-4	NA	NA	44	30.00 HP	34	25.00 HP	R3	Type 1	19.0 x 8.0 x 9.0	26.1	-	-	-	-	UUT-01
		ACH580-01-044A-4	NA	NA	44	30.00 HP	34	25.00 HP	R3	Type 1	19.29 x 7.99 x 9.02	26.1	-	-	-	-	UUT-07[7]
		ACH580-01-044A-4	NA	NA	44	30.00 HP	34	25.00 HP	R3	Type 4X	-	-	-	-	25.5 X 10.9 X 10.3	56.0	UUT-41A,B
		ACH580-01-053A-4	NA	NA	52	40.00 HP	40	30.00 HP	R3	Type 4X	-	-	-	-	25.5 x 10.9 x 11.4	56.4	Interpolated
575-600	For Axx580: xx = CS, CH, CQ, or YK (NEC)	Axx580-01-022A-6	NA	NA	22	20.00 HP	17	15.00 HP	R3	UL Open, 1, 12, 4X	19.29 x 7.99 x 9.02	26.1	20.93 x 8.16 x 9.33	28.7	25.5 x 10.9 x 11.4	56.0	Interpolated
		Axx580-01-027A-6	NA	NA	27	25.00 HP	22	20.00 HP	R3	UL Open, 1, 12, 4X	19.29 x 7.99 x 9.02	26.1	20.93 x 8.16 x 9.33	28.7	25.5 x 10.9 x 11.4	56.0	Interpolated
		Axx580-01-032A-6	NA	NA	32	30.00 HP	27	25.00 HP	R3	UL Open, 1, 12, 4X	19.29 x 7.99 x 9.02	26.1	20.93 x 8.16 x 9.33	28.7	25.5 x 10.9 x 11.4	56.0	Interpolated

Notes:
1. ABB is the manufacturer for all units.
2. For ACS880-01-xxxx-2, -5, -7 both NEC and IEC ratings apply. Table shows only NEC rating. ACS880-01-xxxx-3 is only available as IEC rating.
3. All units were tested in rigid and isolated mounting configurations to SDS=2.0 at z/h=1.0, and SDS=2.5 at z/h=0.0.
4. Type Code appended to model number when an Optional Subcomponent is used
5. Height measurement is for drive component with enclosure
6. AYK580-01 units are identical to ACx580-01 units other than software and branding
7. Listed drive model was a subcomponent within the UUT
8. Dimensions and weight of UUT-34A,B include optional sun shield
9. Certified 580-01 & 880-01 Drives can also be used as a certified subcomponent within certified Panels

Table 3 - Certified Products - Drives - 580-01 & 880-01 - Wall Mounted (Cont.)

System Voltage [V]	Model[5,7]	ABB Model Number	Ratings						Frame Size	Available Enclosure Types	Type 1		Type 12		Type 4X/IP66		UUT
			Normal Duty		Light Duty		Heavy Duty				Max Dimensions H x W x D [in]	Max Drv. Wt.	Max Dimensions H x W x D [in]	Max Drv. Wt.	Max Dimensions H x W x D [in]	Max Drv. Wt.	
			Current [A]	kW / HP	Current [A]	kW / HP	Current [A]	kW / HP									
200-240	For ACx580: x = S, H, or Q (IEC)	ACx580-01-047A-2	46.7	11.00 kW	46.2	11.00 kW	30.8	7.50 kW	R3	IP 20, 21, 55, 66	19.29 x 7.99 x 9.02	26.1	20.93 x 8.16 x 9.33	28.7	25.5 x 10.9 x 11.4	56.0	Interpolated
		ACx580-01-060A-2	60.0	15.00 kW	59.4	15.00 kW	46.2	11.00 kW	R3	IP 20, 21, 55, 66	19.29 x 7.99 x 9.02	26.1	20.93 x 8.16 x 9.33	28.7	25.5 x 10.9 x 11.4	56.0	Interpolated
380-480		ACx580-01-033A-4	32	15.00 kW	30.4	15.00 kW	24.6	11.00 kW	R3	IP 20, 21, 55, 66	19.29 x 7.99 x 9.02	26.1	20.93 x 8.16 x 9.33	28.7	25.5 x 10.9 x 11.4	56.0	Interpolated
		ACx580-01-039A-4	38	18.50 kW	36.1	18.50 kW	31.6	15.00 kW	R3	IP 20, 21, 55, 66	19.29 x 7.99 x 9.02	26.1	20.93 x 8.16 x 9.33	28.7	25.5 x 10.9 x 11.4	56.0	Interpolated
		ACx580-01-046A-4	45	22.00 kW	42.8	22.00 kW	37.7	18.50 kW	R3	IP 20, 21, 55, 66	19.29 x 7.99 x 9.02	26.1	20.93 x 8.16 x 9.33	28.7	25.5 x 10.9 x 11.4	56.0	Interpolated
575-600		ACx580-01-022A-6	NA	NA	22	15.00 kW	17	11.00 kW	R3	IP 20, 21, 55, 66	19.29 x 7.99 x 9.02	26.1	20.93 x 8.16 x 9.33	28.7	25.5 x 10.9 x 11.4	56.0	Interpolated
		ACx580-01-027A-6	NA	NA	27	18.50 kW	22	15.00 kW	R3	IP 20, 21, 55, 66	19.29 x 7.99 x 9.02	26.1	20.93 x 8.16 x 9.33	28.7	25.5 x 10.9 x 11.4	56.0	Interpolated
		ACx580-01-032A-6	NA	NA	32	22.00 kW	27	19.00 kW	R3	IP 20, 21, 55, 66	19.29 x 7.99 x 9.02	26.1	20.93 x 8.16 x 9.33	28.7	25.5 x 10.9 x 11.4	56.0	Interpolated
208-240	ACS880 See Note 2 below	ACS880-01-046A-2	46	15.00 HP	44	15.00 HP	38	10.00 HP	R4	UL Open, 1, 12; IP 20,21,55	22.85 x 7.99 x 10.8	41.1	28.93 x 9.30 x 13.54	42.2	NA	NA	Interpolated
		ACS880-01-061A-2	61	20.00 HP	58	20.00 HP	45	15.00 HP	R4	UL Open, 1, 12; IP 20,21,55	22.85 x 7.99 x 10.8	41.1	28.93 x 9.30 x 13.54	42.2	NA	NA	Interpolated
380-415		ACS880-01-045A-3	45	22.00 kW	43	22.00 kW	38	18.50 kW	R4	UL Open, 1, 12; IP 20,21,55	22.85 x 7.99 x 10.8	41.1	28.93 x 9.30 x 13.54	42.2	NA	NA	Interpolated
		ACS880-01-061A-3	61	30.00 kW	58	30.00 kW	45	22.00 kW	R4	UL Open, 1, 12; IP 20,21,55	22.85 x 7.99 x 10.8	41.1	28.93 x 9.30 x 13.54	42.2	NA	NA	Interpolated
380-500		ACS880-01-040A-5	NA	NA	40	30.00 HP	34	25.00 HP	R4	UL Open, 1, 12; IP 20,21,55	22.85 x 7.99 x 10.8	41.1	28.93 x 9.30 x 13.54	42.2	NA	NA	Interpolated
		ACS880-01-052A-5	NA	NA	52	40.00 HP	40	30.00 HP	R4	UL Open, 1, 12; IP 20,21,55	22.85 x 7.99 x 10.8	41.1	28.93 x 9.30 x 13.54	42.2	NA	NA	Interpolated
200-240	For ACx580: x = S, H, or Q	ACx580-01-076A-2	76	18.50 kW	74.8	18.50 kW	59.4	15.00 kW	R4	IP 20, 21, 55	25.04 x 7.99 x 10.13	41.9	27.03 x 8.59 x 10.43	44.1	NA	NA	Interpolated
380-480		ACx580-01-062A-4	62	30.00 kW	58	30.00 kW	45	22.00 kW	R4	IP 20, 21, 55	25.04 x 7.99 x 10.13	41.9	27.03 x 8.59 x 10.43	44.1	NA	NA	Interpolated
		ACx580-01-073A-4	73	37.00 kW	68	37.00 kW	61	30.00 kW	R4	IP 20, 21, 55	25.04 x 7.99 x 10.13	41.9	27.03 x 8.59 x 10.43	44.1	NA	NA	Interpolated
200-240	For Axx580: xx = CS, CH, CQ, or YK (NEC)	ACx580-01-075A-2	NA	NA	74.8	25.00 HP	59.4	20.00 HP	R4 v2	UL Open, 1, 12; IP 20,21,55	22.85 x 7.99 x 10.8	44.1	28.93 x 9.30 x 13.54	46.3	NA	NA	Interpolated
		ACx580-01-090A-2	NA	NA	90	30.00 HP	75	25.00 HP	R4 v2	UL Open, 1, 12; IP 20,21,55	22.85 x 7.99 x 10.8	44.1	28.93 x 9.30 x 13.54	46.3	NA	NA	Interpolated
		ACx580-01-076A-2	NA	NA	75	18.5 kW	59	15.00 kW	R4 v2	UL Open, 1, 12; IP 20,21,55	22.85 x 7.99 x 10.8	44.1	28.93 x 9.30 x 13.54	46.3	NA	NA	Interpolated
		ACx580-01-091A-2	NA	NA	88	22.0 Kw	75	18.5 kW	R4 v2	UL Open, 1, 12; IP 20,21,55	22.85 x 7.99 x 10.8	44.1	28.93 x 9.30 x 13.54	46.3	NA	NA	Interpolated
		Axx580-01-075A-2	74.8	25.00 HP	74.8	25.00 HP	59.4	20.00 HP	R4	UL Open, 1, 12	25.04 x 7.99 x 10.13	41.9	27.03 x 8.59 x 10.43	44.1	NA	NA	Interpolated
440-480		Axx580-01-052A-4	NA	NA	52	40.00 HP	40	30.00 HP	R4	UL Open, 1, 12	25.04 x 7.99 x 10.13	41.9	27.03 x 8.59 x 10.43	44.1	NA	NA	Interpolated
		Axx580-01-065A-4	NA	NA	65	50.00 HP	52	40.00 HP	R4	UL Open, 1, 12	25.04 x 7.99 x 10.13	41.9	27.03 x 8.59 x 10.43	44.1	NA	NA	Interpolated
		ACH580-01-065A-4	NA	NA	65	50.00 HP	52	40.00 HP	R4	Type 1	25.04 x 7.99 x 10.13	41.9	-	-	-	-	UUT-06[6], UUT-08[6], UUT-10[6]
		Axx580-01-052A-4	NA	NA	52	40.00 HP	40	30.00 HP	R4 v2	UL Open, 1, 12; IP 20,21,55	22.85 x 7.99 x 10.8	44.1	28.93 x 9.30 x 13.54	46.3	NA	NA	Extrapolated
		Axx580-01-065A-4	NA	NA	65	50.00 HP	52	40.00 HP	R4 v2	UL Open, 1, 12; IP 20,21,55	22.85 x 7.99 x 10.8	44.1	28.93 x 9.30 x 13.54	46.3	NA	NA	Extrapolated
		Axx580-01-077A-4	NA	NA	77	60.00 HP	65	50.00 HP	R4 v2	UL Open, 1, 12; IP 20,21,55	22.85 x 7.99 x 10.8	44.1	28.93 x 9.30 x 13.54	46.3	NA	NA	Extrapolated
		ACx580-01-062A-4	NA	NA	58	30.00 kW	45	22.00 kW	R4 v2	UL Open, 1, 12; IP 20,21,55	22.85 x 7.99 x 10.8	44.1	28.93 x 9.30 x 13.54	46.3	NA	NA	Extrapolated
		ACx580-01-073A-4	NA	NA	68	37.00 kW	61	30.00 kW	R4 v2	UL Open, 1, 12; IP 20,21,55	22.85 x 7.99 x 10.8	44.1	28.93 x 9.30 x 13.54	46.3	NA	NA	Extrapolated
		ACx580-01-089A-4	NA	NA	83	45.00 kW	72	37.00 kW	R4 v2	UL Open, 1, 12; IP 20,21,55	22.85 x 7.99 x 10.8	44.1	28.93 x 9.30 x 13.54	46.3	NA	NA	Extrapolated
		Axx580-01-077A-4	NA	NA	77	60.00 HP	65	50.00 HP	R4	UL Open, 1, 12	25.04 x 7.99 x 10.13	41.9	27.03 x 8.59 x 10.43	44.1	NA	NA	Interpolated
		ACH580-01-077A-4	NA	NA	77	60.00 HP	65	50.00 HP	R4	Type 12	-	-	27.03 x 8.59 x 10.43	44.1	NA	NA	UUT-37 A,B [6]

Notes:
1. ABB is the manufacturer for all units.
2. For ACS880-01-xxxx-2,-5,-7 NEC and IEC ratings apply. Table shows only NEC rating. ACS880-01-xxxx-3 is only available as an IEC rating.
3. All units were tested in rigid and isolated mounting configs to SDS=2.0 at z/h=1.0, and SDS=2.5 at z/h=0.0.
4. Type Code appended to model number when an Optional Subcomponent is used
5. AYK580-01 units are identical to ACx580-01 units other than software and branding
6. Listed drive model was a subcomponent within the UUT
7. Certified 580-01 & 880-01 Drives can also be used as a certified subcomponent within certified Panels

REVIEWED BY: Mohammad Kamh
DSA OSP-0575
CALIFORNIA BUILDING CODE

Table 3 - Certified Products - Drives - 580-01 & 880-01 - Wall Mounted (Cont.)

System Voltage [V]	Model[5,7]	ABB Model Number	Ratings						Frame Size	Available Enclosure Types	Type 1		Type 12		Type 4X/IP66		UUT
			Normal Duty		Light Duty		Heavy Duty				Max Dimensions H x W x D [in]	Max Drv.	Max Dimensions H x W x D [in]	Max Drv.	Max Dimensions H x W x D [in]	Max Drv.	
			Current [A]	kW / HP	Current	kW / HP	Current	kW / HP									
208-240	ACS880 See Note 2 below	ACS880-01-075A-2	75	25.00 HP	71	25.00 HP	61	20.00 HP	R5	UL Open, 1, 12; IP 20,21,55	28.82 x 7.99 x 10.79	50.3	34.89 x 9.30 x 13.54	52.0	NA	NA	Interpolated
		ACS880-01-087A-2	87	30.00 HP	83	30.00 HP	72	25.00 HP	R5	UL Open, 1, 12; IP 20,21,55	28.82 x 7.99 x 10.79	50.3	34.89 x 9.30 x 13.54	52.0	NA	NA	Interpolated
380-415		ACS880-01-072A-3	72	37.00 kW	68	37.00 kW	61	30.00 kW	R5	UL Open, 1, 12; IP 20,21,55	28.82 x 7.99 x 10.79	50.3	34.89 x 9.30 x 13.54	52.0	NA	NA	Interpolated
		ACS880-01-087A-3	87	45.00 kW	83	45.00 kW	72	37.00 kW	R5	UL Open, 1, 12; IP 20,21,55	28.82 x 7.99 x 10.79	50.3	34.89 x 9.30 x 13.54	52.0	NA	NA	Interpolated
380-500		ACS880-01-065A-5	NA	NA	65	50.00 HP	52	40.00 HP	R5	UL Open, 1, 12; IP 20,21,55	28.82 x 7.99 x 10.79	50.3	34.89 x 9.30 x 13.54	52.0	NA	NA	Interpolated
		ACS880-01-077A-5	NA	NA	77	60.00 HP	65	50.00 HP	R5	UL Open, 1, 12; IP 20,21,55	28.82 x 7.99 x 10.79	50.3	34.89 x 9.30 x 13.54	52.0	NA	NA	Interpolated
525-690		ACS880-01-07A3-7	NA	NA	9	7.50 HP	6.1	5.00 HP	R5	UL Open, 1, 12; IP 20,21,55	28.82 x 7.99 x 10.79	50.3	34.89 x 9.30 x 13.54	52.0	NA	NA	Interpolated
		ACS880-01-09A8-7	NA	NA	11	10.00 HP	9	7.50 HP	R5	UL Open, 1, 12; IP 20,21,55	28.82 x 7.99 x 10.79	50.3	34.89 x 9.30 x 13.54	52.0	NA	NA	Interpolated
		ACS880-01-14A2-7	NA	NA	17	15.00 HP	11	10.00 HP	R5	UL Open, 1, 12; IP 20,21,55	28.82 x 7.99 x 10.79	50.3	34.89 x 9.30 x 13.54	52.0	NA	NA	Interpolated
		ACS880-01-018A-7	NA	NA	22	20.00 HP	17	15.00 HP	R5	UL Open, 1, 12; IP 20,21,55	28.82 x 7.99 x 10.79	50.3	34.89 x 9.30 x 13.54	52.0	NA	NA	Interpolated
		ACS880-01-022A-7	NA	NA	27	25.00 HP	22	20.00 HP	R5	UL Open, 1, 12; IP 20,21,55	28.82 x 7.99 x 10.79	50.3	34.89 x 9.30 x 13.54	52.0	NA	NA	Interpolated
		ACS880-01-026A-7	NA	NA	32	30.00 HP	27	25.00 HP	R5	UL Open, 1, 12; IP 20,21,55	28.82 x 7.99 x 10.79	50.3	34.89 x 9.30 x 13.54	52.0	NA	NA	Interpolated
		ACS880-01-035A-7	NA	NA	41	40.00 HP	32	30.00 HP	R5	UL Open, 1, 12; IP 20,21,55	28.82 x 7.99 x 10.79	50.3	34.89 x 9.30 x 13.54	52.0	NA	NA	Interpolated
		ACS880-01-042A-7	NA	NA	52	50.00 HP	41	40.00 HP	R5	UL Open, 1, 12; IP 20,21,55	28.82 x 7.99 x 10.79	50.3	34.89 x 9.30 x 13.54	52.0	NA	NA	Interpolated
		ACS880-01-049A-7	NA	NA	52	50.00 HP	41	40.00 HP	R5	UL Open, 1, 12; IP 20,21,55	28.82 x 7.99 x 10.79	50.3	34.89 x 9.30 x 13.54	52.0	NA	NA	Interpolated
200-240	For ACx580: x = S, H, or Q (IEC)	ACx580-01-089A-2	89	22.00 kW	88	22.00 kW	74.8	18.50 kW	R5	IP 20, 21, 55	28.83 x 7.99 x 11.61	62.4	32.01 x 7.99 x 12.60	64.0	NA	NA	Interpolated
		ACx580-01-115A-2	115	30.00 kW	114	30.00 kW	88	22.00 kW	R5	IP 20, 21, 55	28.83 x 7.99 x 11.61	62.4	32.01 x 7.99 x 12.60	64.0	NA	NA	Interpolated
380-480		ACx580-01-088A-4	88	45.00 kW	83	45.00 kW	72	37.00 kW	R5	IP 20, 21, 55	28.83 x 7.99 x 11.61	62.4	32.01 x 7.99 x 12.60	64.0	NA	NA	Interpolated
		ACx580-01-106A-4	106	55.00 kW	100	55.00 kW	87	45.00 kW	R5	IP 20, 21, 55	28.83 x 7.99 x 11.61	62.4	32.01 x 7.99 x 12.60	64.0	NA	NA	Interpolated
575-600		ACx580-01-041A-6	NA	NA	41	30.00 kW	32	22.00 kW	R5	IP 20, 21, 55	28.83 x 7.99 x 11.61	62.4	32.01 x 7.99 x 12.60	64.0	NA	NA	Interpolated
		ACx580-01-052A-6	NA	NA	52	37.00 kW	41	30.00 kW	R5	IP 20, 21, 55	28.83 x 7.99 x 11.61	62.4	32.01 x 7.99 x 12.60	64.0	NA	NA	Interpolated
		ACx580-01-062A-6	NA	NA	62	45.00 kW	52	37.00 kW	R5	IP 20, 21, 55	28.83 x 7.99 x 11.61	62.4	32.01 x 7.99 x 12.60	64.0	NA	NA	Interpolated
		ACx580-01-077A-6	NA	NA	77	55.00 kW	62	45.00 kW	R5	IP 20, 21, 55	28.83 x 7.99 x 11.61	62.4	32.01 x 7.99 x 12.60	64.0	NA	NA	Interpolated
		ACH580-01-077A-6	NA	NA	62	60.00 HP	52	50.00 HP	R5	Type 1	28.83 x 7.99 x 11.61	62.4	-	-	NA	NA	UUT-21[6]

Notes:
1. ABB is the manufacturer for all units.
2. For ACS880-01-xxxx-2,-5,-7 NEC and IEC ratings apply. Table shows only NEC rating. ACS880-01-xxxx-3 is only available as an IEC rating.
3. All units were tested in rigid and isolated mounting configs to SDS=2.0 at z/h=1.0, and SDS=2.5 at z/h=0.0.
4. Type Code appended to model number when an Optional Subcomponent is used
5. AYK580-01 units are identical to ACx580-01 units other than software and branding
6. Listed drive model was a subcomponent within the UUT
7. Certified 580-01 & 880-01 Drives can also be used as a certified subcomponent within certified Panels

OSP-0575 BY: Mohammad Karim DATE: 11/04/2026 CALIFORNIA BUILDING CODE, 2025

Table 3 - Certified Products - Drives - 580-01 & 880-01 - Wall Mounted (Cont.)

System Voltage [V]	Model[5,6]	ABB Model Number	Ratings						Frame Size	Available Enclosure Types	Type 1		Type 12		Type 4X/IP66		UUT
			Normal Duty		Light Duty		Heavy Duty				Max Dimensions H x W x D [in]	Max Drv. Wt.	Max Dimensions H x W x D [in]	Max Drv. Wt.	Max Dimensions H x W x D [in]	Max Drv. Wt.	
			Current [A]	kW / HP	Current [A]	kW / HP	Current [A]	kW / HP									
200-240	For Axx580: xx = CS, CH, CQ, or YK (NEC)	Axx580-01-088A-2	88	30.00 HP	88	30.00 HP	74.8	25.00 HP	R5	UL Open, 1, 12	28.83 x 7.99 x 11.61	62.4	32.01 x 7.99 x 12.60	64.0	NA	NA	Interpolated
		Axx580-01-114A-2	114	40.00 HP	114	40.00 HP	88	30.00 HP	R5	UL Open, 1, 12	28.83 x 7.99 x 11.61	62.4	32.01 x 7.99 x 12.60	64.0	NA	NA	Interpolated
440-480		Axx580-01-078A-4	NA	NA	77	60.00 HP	65	50.00 HP	R5	UL Open, 1, 12	28.83 x 7.99 x 11.61	62.4	32.01 x 7.99 x 12.60	64.0	NA	NA	Interpolated
		Axx580-01-096A-4	NA	NA	96	75.00 HP	77	60.00 HP	R5	UL Open, 1, 12	28.83 x 7.99 x 11.61	62.4	32.01 x 7.99 x 12.60	64.0	NA	NA	Interpolated
575-600		Axx580-01-041A-6	NA	NA	41	40.00 HP	32	30.00 HP	R5	UL Open, 1, 12	28.83 x 7.99 x 11.61	62.4	32.01 x 7.99 x 12.60	64.0	NA	NA	Interpolated
		Axx580-01-052A-6	NA	NA	52	50.00 HP	41	40.00 HP	R5	UL Open, 1, 12	28.83 x 7.99 x 11.61	62.4	32.01 x 7.99 x 12.60	64.0	NA	NA	Interpolated
		Axx580-01-062A-6	NA	NA	62	60.00 HP	52	50.00 HP	R5	UL Open, 1, 12	28.83 x 7.99 x 11.61	62.4	32.01 x 7.99 x 12.60	64.0	NA	NA	Interpolated
208-240	ACS880 See Note 2 below	ACS880-01-115A-2	115	40.00 HP	109	40.00 HP	87	30.00 HP	R6	UL Open, 1, 12; IP 20,21,55	28.62 x 9.92 x 14.1	93.1	34.81 x 11.46 x 16.59	95.0	NA	NA	Interpolated
		ACS880-01-145A-2	145	50.00 HP	138	50.00 HP	105	40.00 HP	R6	UL Open, 1, 12; IP 20,21,55	28.62 x 9.92 x 14.1	93.1	34.81 x 11.46 x 16.59	95.0	NA	NA	Interpolated
380-415		ACS880-01-105A-3	105	55.00 kW	100	55.00 kW	87	45.00 kW	R6	UL Open, 1, 12; IP 20,21,55	28.62 x 9.92 x 14.1	93.1	34.81 x 11.46 x 16.59	95.0	NA	NA	Interpolated
		ACS880-01-145A-3	145	75.00 kW	138	75.00 kW	105	55.00 kW	R6	UL Open, 1, 12; IP 20,21,55	28.62 x 9.92 x 14.1	93.1	34.81 x 11.46 x 16.59	95.0	NA	NA	Interpolated
380-500		ACS880-01-096A-5	NA	NA	96	75.00 HP	77	60.00 HP	R6	UL Open, 1, 12; IP 20,21,55	28.62 x 9.92 x 14.1	93.1	34.81 x 11.46 x 16.59	95.0	NA	NA	Interpolated
		ACS880-01-124A-5	NA	NA	124	100.00 HP	96	75.00 HP	R6	UL Open, 1, 12; IP 20,21,55	28.62 x 9.92 x 14.1	93.1	34.81 x 11.46 x 16.59	95.0	NA	NA	Interpolated
525-690		ACS880-01-061A-7	NA	NA	62	60.00 HP	52	50.00 HP	R6	UL Open, 1, 12; IP 20,21,55	28.62 x 9.92 x 14.1	93.1	34.81 x 11.46 x 16.59	95.0	NA	NA	Interpolated
		ACS880-01-084A-7	NA	NA	77	75.00 HP	62	60.00 HP	R6	UL Open, 1, 12; IP 20,21,55	28.62 x 9.92 x 14.1	93.1	34.81 x 11.46 x 16.59	95.0	NA	NA	Interpolated
200-240	For Axx580:	Axx580-01-143A-2	143	50.00 HP	143	50.00 HP	114	40.00 HP	R6	UL Open, 1, 12	28.62 x 9.92 x 14.53	93.5	34.81 x 11.46 x 16.40	95.0	NA	NA	Interpolated
440-480	xx = CS, CH,	Axx580-01-124A-4	NA	NA	124	100.00 HP	96	75.00 HP	R6	UL Open, 1, 12	28.62 x 9.92 x 14.53	93.5	34.81 x 11.46 x 16.40	95.0	NA	NA	Interpolated
200-240	For ACx580:	ACx580-01-144A-2	144	37.00 kW	143	37.00 kW	114	30.00 kW	R6	IP 20, 21, 55	28.62 x 9.92 x 14.53	93.5	34.81 x 11.46 x 16.40	95.0	NA	NA	Interpolated
380-480	x = S, H, or	ACx580-01-145A-4	145	75.00 kW	138	75.00 kW	105	55.00 kW	R6	IP 20, 21, 55	28.62 x 9.92 x 14.53	93.5	34.81 x 11.46 x 16.40	95.0	NA	NA	Interpolated
208-240	ACS880 See Note 2 below	ACS880-01-170A-2	170	60.00 HP	162	60	145	50.00 HP	R7	UL Open, 1, 12; IP 20,21,55	34.66 x 11.18 x 14.4	117.0	40.87 x 12.67 x 16.65	119.1	NA	NA	Interpolated
		ACS880-01-206A-2	206	75.00 HP	196	75	169	60.00 HP	R7	UL Open, 1, 12; IP 20,21,55	34.66 x 11.18 x 14.4	117.0	40.87 x 12.67 x 16.65	119.1	NA	NA	Interpolated
380-415		ACS880-01-169A-3	169	90.00 kW	161	90.00 kW	145	75.00 kW	R7	UL Open, 1, 12; IP 20,21,55	34.66 x 11.18 x 14.4	117.0	40.87 x 12.67 x 16.65	119.1	NA	NA	Interpolated
		ACS880-01-206A-3	206	110.00 kW	196	110.00 kW	169	90.00 kW	R7	UL Open, 1, 12; IP 20,21,55	34.66 x 11.18 x 14.4	117.0	40.87 x 12.67 x 16.65	119.1	NA	NA	Interpolated
380-500		ACS880-01-156A-5	NA	NA	156	125.00 HP	124	100.00 HP	R7	UL Open, 1, 12; IP 20,21,55	34.66 x 11.18 x 14.4	117.0	40.87 x 12.67 x 16.65	119.1	NA	NA	Interpolated
		ACS880-01-180A-5	NA	NA	180	150.00 HP	156	125.00 HP	R7	UL Open, 1, 12; IP 20,21,55	34.66 x 11.18 x 14.4	117.0	40.87 x 12.67 x 16.65	119.1	NA	NA	Interpolated
525-690		ACS880-01-098A-7	NA	NA	99	100.00 HP	77	75.00 HP	R7	UL Open, 1, 12; IP 20,21,55	34.66 x 11.18 x 14.4	117.0	40.87 x 12.67 x 16.65	119.1	NA	NA	Interpolated
		ACS880-01-119A-7	NA	NA	125	125.00 HP	99	100.00 HP	R7	UL Open, 1, 12; IP 20,21,55	34.66 x 11.18 x 14.4	117.0	40.87 x 12.67 x 16.65	119.1	NA	NA	Interpolated
200-240	For ACx580: x = S, H, or Q (IEC)	ACx580-01-171A-2	171	45.00 kW	169	45.00 kW	143	37.00 kW	R7	IP 20, 21, 55	34.67 x 11.18 x 14.58	119.1	41.00 x 13.00 x 16.00	123.5	NA	NA	Interpolated
		ACx580-01-213A-2	213	55.00 kW	211	55.00 kW	169	45.00 kW	R7	IP 20, 21, 55	34.67 x 11.18 x 14.58	119.1	41.00 x 13.00 x 16.00	123.5	NA	NA	Interpolated
380-480		ACx580-01-169A-4	169	90.00 kW	161	90.00 kW	145	75.00 kW	R7	IP 20, 21, 55	34.67 x 11.18 x 14.58	119.1	41.00 x 13.00 x 16.00	123.5	NA	NA	Interpolated
		ACx580-01-206A-4	206	110.00 kW	196	110.00 kW	169	90.00 kW	R7	IP 20, 21, 55	34.67 x 11.18 x 14.58	119.1	41.00 x 13.00 x 16.00	123.5	NA	NA	Interpolated
575-600		ACx580-01-099A-6	NA	NA	99	75.00 kW	77	55.00 kW	R7	IP 20, 21, 55	34.67 x 11.18 x 14.58	119.1	41.00 x 13.00 x 16.00	123.5	NA	NA	Interpolated
		ACx580-01-125A-6	NA	NA	125	90.00 kW	99	75.00 kW	R7	IP 20, 21, 55	34.67 x 11.18 x 14.58	119.1	41.00 x 13.00 x 16.00	123.5	NA	NA	Interpolated
200-240	For Axx580: xx = CS, CH, CQ, or YK (NEC)	Axx580-01-169A-2	169	60.00 HP	169	60.00 HP	143	50.00 HP	R7	UL Open, 1, 12	34.67 x 11.18 x 14.58	119.1	41.00 x 13.00 x 16.00	123.5	NA	NA	Interpolated
		Axx580-01-211A-2	211	75.00 HP	211	75.00 HP	169	60.00 HP	R7	UL Open, 1, 12	34.67 x 11.18 x 14.58	119.1	41.00 x 13.00 x 16.00	123.5	NA	NA	Interpolated
440-480		Axx580-01-156A-4	NA	NA	156	125.00 HP	124	100.00 HP	R7	UL Open, 1, 12	34.67 x 11.18 x 14.58	119.1	41.00 x 13.00 x 16.00	123.5	NA	NA	Interpolated
		Axx580-01-180A-4	NA	NA	180	150.00 HP	156	125.00 HP	R7	UL Open, 1, 12	34.67 x 11.18 x 14.58	119.1	41.00 x 13.00 x 16.00	123.5	NA	NA	Interpolated
575-600		Axx580-01-099A-6	NA	NA	99	100.00 HP	77	75.00 HP	R7	UL Open, 1, 12	34.67 x 11.18 x 14.58	119.1	41.00 x 13.00 x 16.00	123.5	NA	NA	Interpolated
		Axx580-01-125A-6	NA	NA	125	125.00 HP	99	100.00 HP	R7	UL Open, 1, 12	34.67 x 11.18 x 14.58	119.1	41.00 x 13.00 x 16.00	123.5	NA	NA	Interpolated
208-240	ACS880 See Note 2 below	ACS880-01-274A-2	274	100.00 HP	260	100.00 HP	213	75.00 HP	R8	UL Open, 1, 12; IP 20,21,55	38.01 x 11.81 x 15.21	150.0	44.23 x 13.8 x 17.8	163.2	NA	NA	Interpolated
380-415		ACS880-01-246A-3	246	132.00 kW	234	132.00 kW	206	110.00 kW	R8	UL Open, 1, 12; IP 20,21,55	38.01 x 11.81 x 15.21	150.0	44.23 x 13.8 x 17.8	163.2	NA	NA	Interpolated
		ACS880-01-293A-3	293	160.00 kW	278	160.00 kW	246	132.00 kW	R8	UL Open, 1, 12; IP 20,21,55	38.01 x 11.81 x 15.21	150.0	44.23 x 13.8 x 17.8	163.2	NA	NA	Interpolated
380-500		ACS880-01-240A-5	NA	NA	240	200.00 HP	180	150.00 HP	R8	UL Open, 1, 12; IP 20,21,55	38.01 x 11.81 x 15.21	150.0	44.23 x 13.8 x 17.8	163.2	NA	NA	Interpolated
		ACS880-01-260A-5	NA	NA	260	200.00 HP	240	150.00 HP	R8	UL Open, 1, 12; IP 20,21,55	38.01 x 11.81 x 15.21	150.0	44.23 x 13.8 x 17.8	163.2	NA	NA	Interpolated
525-690		ACS880-01-142A-7	NA	NA	144	150.00 HP	125	125.00 HP	R8	UL Open, 1, 12; IP 20,21,55	38.01 x 11.81 x 15.21	150.0	44.23 x 13.8 x 17.8	163.2	NA	NA	Interpolated
		ACS880-01-174A-7	NA	NA	180	200.00 HP	144	150.00 HP	R8	UL Open, 1, 12; IP 20,21,55	38.01 x 11.81 x 15.21	150.0	44.23 x 13.8 x 17.8	163.2	NA	NA	Interpolated

Notes:
1. ABB is the manufacturer for all units.
2. For ACS880-01-xxxx-2,-5,-7 NEC and IEC ratings apply. Table shows only NEC rating. ACS880-01-xxxx-3 is only available as an IEC rating.
3. All units were tested in rigid and isolated mounting configs to SDS=2.0 at z/h=1.0, and SDS=2.5 at z/h=0.0.
4. When an Optional Subcomponent is present, its Type Code is appended to the model number
5. AYK580-01 units are identical to ACx580-01 units other than software and branding
6. Certified 580-01 & 880-01 Drives can also be used as a certified subcomponent within certified Panels

Table 3 - Certified Products - Drives - 580-01 & 880-01 - Wall Mounted (Cont.)

System Voltage [V]	Model[5,8]	ABB Model Number	Ratings						Frame Size	Available Enclosure Types	Type 1		Type 12		Type 4X/IP66		UUT
			Normal Duty		Light Duty		Heavy Duty				Max Dimensions H x W x D [in]	Max Drv. Wt.	Max Dimensions H x W x D [in]	Max Drv. Wt.	Max Dimensions H x W x D [in]	Max Drv. Wt.	
			Current [A]	kW / HP	Current [A]	kW / HP	Current [A]	kW / HP									
200-240	For ACx580: x = S, H, or Q (IEC)	ACx580-01-276A-2	276	75 kW	273	75 kW	211	55.00 kW	R8	IP 20, 21, 55	38.00 x 11.81 x 15.47	152.2	44.23 x 13.80 x 17.77	170.0	NA	NA	Interpolated
380-480		ACx580-01-246A-4	246	132 kW	234	132 kW	206	110.00 kW	R8	IP 20, 21, 55	38.00 x 11.81 x 15.47	152.2	44.23 x 13.80 x 17.77	170.0	NA	NA	Interpolated
		ACx580-01-293A-4	293	160 kW	278	160 kW	246	132.00 kW	R8	IP 20, 21, 55	38.00 x 11.81 x 15.47	152.2	44.23 x 13.80 x 17.77	170.0	NA	NA	Interpolated
575-600		ACx580-01-144A-6	NA	NA	144	110 kW	125	90.00 kW	R8	IP 20, 21, 55	38.00 x 11.81 x 15.47	152.2	44.23 x 13.80 x 17.77	170.0	NA	NA	Interpolated
200-240	For Axx580: xx = CS, CH, CQ, or YK (NEC)	Axx580-01-273A-2	273	100 HP	273	100 HP	211	75.00 HP	R8	UL Open, 1, 12	38.00 x 11.81 x 15.47	152.2	44.23 x 13.80 x 17.77	170.0	NA	NA	Interpolated
440-480		Axx580-01-240A-4	NA	NA	240	200 HP	180	150.00 HP	R8	UL Open, 1, 12	38.00 x 11.81 x 15.47	152.2	44.23 x 13.80 x 17.77	170.0	NA	NA	Interpolated
		ACH580-01-240A-4	NA	NA	240	200 HP	180	150.00 HP	R8	Type 12	-	-	44.23 x 13.80 x 17.77	170.0	-	-	UUT-11[6]
		Axx580-01-260A-4	NA	NA	260	200 HP	240	150.00 HP	R8	UL Open, 1, 12	38.00 x 11.81 x 15.47	152.2	44.23 x 13.80 x 17.77	170.0	NA	NA	Interpolated
575-600		Axx580-01-144A-6	NA	NA	144	150 HP	125	125.00 HP	R8	UL Open, 1, 12	38.00 x 11.81 x 15.47	152.2	44.23 x 13.80 x 17.77	170.0	NA	NA	Interpolated
380-480	For ACx580: x = S, H, or Q (IEC)	ACx580-01-363A-4	363	200 kW	345	200 kW	293	160.00 kW	R9	IP 20, 21, 55	37.60 x 14.96 x 16.46	214.0	46.75 x 16.95 x 18.60	224.9	NA	NA	Interpolated
		ACx580-01-430A-4	430	250 kW	400	200 kW	363	200.00 kW	R9	IP 20, 21, 55	37.60 x 14.96 x 16.46	214.0	46.75 x 16.95 x 18.60	224.9	NA	NA	Interpolated
575-600		ACx580-01-192A-6	NA	NA	192	150 kW	144	110.00 kW	R9	IP 20, 21, 55	37.60 x 14.96 x 16.46	214.0	46.75 x 16.95 x 18.60	224.9	NA	NA	Interpolated
		ACx580-01-242A-6	NA	NA	242	180 kW	192	150.00 kW	R9	IP 20, 21, 55	37.60 x 14.96 x 16.46	214.0	46.75 x 16.95 x 18.60	224.9	NA	NA	Interpolated
		ACx580-01-271A-6	NA	NA	257	180 kW	210	150.00 kW	R9	IP 20, 21, 55	37.60 x 14.96 x 16.46	214.0	46.75 x 16.95 x 18.60	224.9	NA	NA	Interpolated
	For Axx580: xx = CS, CH, CQ, or YK (NEC)	Axx580-01-192A-6	NA	NA	192	200 HP	144	150.00 HP	R9	UL Open, 1, 12	37.60 x 14.96 x 16.46	214.0	46.75 x 16.95 x 18.60	224.9	NA	NA	Interpolated
		Axx580-01-242A-6	NA	NA	242	250 HP	192	200.00 HP	R9	UL Open, 1, 12	37.60 x 14.96 x 16.46	214.0	46.75 x 16.95 x 18.60	224.9	NA	NA	Interpolated
440-480		Axx580-01-271A-6	NA	NA	271	250 HP	210	200.00 HP	R9	UL Open, 1, 12	37.60 x 14.96 x 16.46	214.0	46.75 x 16.95 x 18.60	224.9	NA	NA	Interpolated
200-240		Axx580-01-343A-2	NA	NA	343	125 HP	273	100.00HP	R9	UL Open, 1, 12	37.60 x 14.96 x 16.46	214.0	46.75 x 16.95 x 18.60	224.9	NA	NA	Interpolated
		ACx580-01-396A-2	NA	NA	396	150 HP	340	125.00 HP	R9	UL Open, 1, 12	37.60 x 14.96 x 16.46	214.0	46.75 x 16.95 x 18.60	224.9	NA	NA	Interpolated
440-480		Axx580-01-302A-4	NA	NA	302	250 HP	260	200.00 HP	R9	UL Open, 1, 12	37.60 x 14.96 x 16.46	214.0	46.75 x 16.95 x 18.60	224.9	NA	NA	Interpolated
		Axx580-01-361A-4	NA	NA	361	300 HP	302	250.00 HP	R9	UL Open, 1, 12	37.60 x 14.96 x 16.46	214.0	46.75 x 16.95 x 18.60	224.9	NA	NA	Interpolated
		Axx580-01-414A-4	NA	NA	414	350 HP	361	300.00 HP	R9	UL Open, 1, 12	37.60 x 14.96 x 16.46	214.0	46.75 x 16.95 x 18.60	224.9	NA	NA	Interpolated
		ACH580-01-414A-4	NA	NA	414	350 HP	361	300.00 HP	R9	Type 12	-	-	39.0[7] x 15.0 x 19.0	216.0	-	-	UUT-02
380-415	ACS880 See Note 2 below	ACS880-01-363A-3	363	200 kW	345	200 kW	293	160.00 kW	R9	UL Open, 1, 12; IP 20,21,55	37.60 x 14.96 x 16.27	209.5	46.75 x 16.95 x 18.78	224.9	NA	NA	Interpolated
		ACS880-01-430A-3	430	250 kW	400	250 kW	363	200.00 kW	R9	UL Open, 1, 12; IP 20,21,55	37.60 x 14.96 x 16.27	209.5	46.75 x 16.95 x 18.78	224.9	NA	NA	Interpolated
525-690		ACS880-01-210A-7	NA	NA	242	250 HP	192	200.00 HP	R9	UL Open, 1, 12; IP 20,21,55	37.60 x 14.96 x 16.27	209.5	46.75 x 16.95 x 18.78	224.9	NA	NA	Interpolated
		ACS880-01-271A-7	NA	NA	271	250 HP	242	250.00 HP	R9	UL Open, 1, 12; IP 20,21,55	37.60 x 14.96 x 16.27	209.5	46.75 x 16.95 x 18.78	224.9	NA	NA	Interpolated
380-500		ACS880-01-302A-5	NA	NA	302	250 HP	360	200.00 HP	R9	UL Open, 1, 12; IP 20,21,55	37.60 x 14.96 x 16.27	209.5	46.75 x 16.95 x 18.78	224.9	NA	NA	Interpolated
		ACS880-01-361A-5	NA	NA	361	300 HP	302	250.00 HP	R9	UL Open, 1, 12; IP 20,21,55	37.60 x 14.96 x 16.27	209.5	46.75 x 16.95 x 18.78	224.9	NA	NA	Interpolated
		ACS880-01-414A-5	NA	NA	414	350 kW	361	300.00 HP	R9	UL Open, 1, 12; IP 20,21,55	37.60 x 14.96 x 16.27	209.5	46.75 x 16.95 x 18.78	224.9	NA	NA	Interpolated
		ACS880-01-414A-5	NA	NA	414	350 kW	361	300.00 HP	R9	Type 12	-	-	37.0[7] x 15.0 x 19.0	225	-	-	UUT-15

Notes:
1. ABB is the manufacturer for all units.
2. For ACS880-01-xxxx-2, -5, -7 both NEC and IEC ratings apply. Table shows only NEC rating. ACS880-01-xxxx-3 is only available as IEC rating.
3. All units were tested in rigid and isolated mounting configurations to SDS=2.0 at z/h=1.0, and SDS=2.5 at z/h=0.0.
4. Type Code appended to model number when an Optional Subcomponent is used
5. AYK580-01 units are identical to ACx580-01 units other than software and branding
6. Listed drive model was a subcomponent within the UUT
7. UUT height measurement does not include drip hood
8. Certified 580-01 & 880-01 Drives can also be used as a certified subcomponent within certified Panels

CALIFORNIA BUILDING CODE, 2022 EDITION

Table 4 - Certified Products - Drives - 580-01 & 880-01 - Wall Mount Around Perimeter Using Flange Kit

System Voltage [V]	Model[6,7]	ABB Model Number	Ratings						Frame Size	Available Enclosure Types	Type 1		Type 12		Type 4X/IP66		UUT
			Normal Duty		Light Duty		Heavy Duty				Max Dimensions H x W x D [in]	Max Drv. Wt. [lb]	Max Dimensions H x W x D [in]	Max Drv. Wt. [lb]	Max Dimensions H x W x D [in]	Max Drv. Wt. [lb]	
			Current [A]	kW / HP	Current [A]	kW / HP	Current [A]	kW / HP									
200-240	For ACx580: x = S, H, or Q (IEC)	ACx580-01-04A7-2	4.7	0.75 kW	4.6	0.75 kW	3.5	0.75 kW	R1	IP 20, 21, 55, 66	14.69 x 4.92 x 8.78	10.2	17.78 x 5.04 x 9.17	10.6	26.6 x 10.7 x 9.5	38.0	Extrapolated
		ACx580-01-06A7-2	6.7	1.10 kW	6.6	1.10 kW	4.6	0.75 kW	R1	IP 20, 21, 55, 66	14.69 x 4.92 x 8.78	10.2	17.78 x 5.04 x 9.17	10.6	26.6 x 10.7 x 9.5	38.0	Extrapolated
		ACx580-01-07A6-2	7.6	1.50 kW	7.5	1.50 kW	6.6	1.10 kW	R1	IP 20, 21, 55, 66	14.69 x 4.92 x 8.78	10.2	17.78 x 5.04 x 9.17	10.6	26.6 x 10.7 x 9.5	38.0	Extrapolated
		ACx580-01-012A-2	12.0	2.20 kW	11.8	2.20 kW	7.5	1.50 kW	R1	IP 20, 21, 55, 66	14.69 x 4.92 x 8.78	10.2	17.78 x 5.04 x 9.17	10.6	26.6 x 10.7 x 9.5	38.0	Extrapolated
		ACx580-01-018A-2	16.9	4.00 kW	16.7	4.00 kW	10.6	2.20 kW	R1	IP 20, 21, 55, 66	14.69 x 4.92 x 8.78	10.2	17.78 x 5.04 x 9.17	10.6	26.6 x 10.7 x 9.5	38.0	Extrapolated
380-480		ACx580-01-02A7-4	2.6	0.75 kW	2.5	0.75 kW	1.8	0.55 kW	R1	IP 20, 21, 55, 66	14.69 x 4.92 x 8.78	10.2	17.78 x 5.04 x 9.17	10.6	26.6 x 10.7 x 9.5	38.0	Extrapolated
		ACx580-01-03A4-4	3.3	1.10 kW	3.1	1.10 kW	2.6	0.75 kW	R1	IP 20, 21, 55, 66	14.69 x 4.92 x 8.78	10.2	17.78 x 5.04 x 9.17	10.6	26.6 x 10.7 x 9.5	38.0	Extrapolated
		ACx580-01-04A1-4	4	1.50 kW	3.8	1.50 kW	3.3	1.10 kW	R1	IP 20, 21, 55, 66	14.69 x 4.92 x 8.78	10.2	17.78 x 5.04 x 9.17	10.6	26.6 x 10.7 x 9.5	38.0	Extrapolated
		ACx580-01-05A7-4	5.6	2.20 kW	5.3	2.20 kW	4	1.50 kW	R1	IP 20, 21, 55, 66	14.69 x 4.92 x 8.78	10.2	17.78 x 5.04 x 9.17	10.6	26.6 x 10.7 x 9.5	38.0	Extrapolated
		ACx580-01-07A3-4	7.2	3.00 kW	6.8	3.00 kW	5.6	2.20 kW	R1	IP 20, 21, 55, 66	14.69 x 4.92 x 8.78	10.2	17.78 x 5.04 x 9.17	10.6	26.6 x 10.7 x 9.5	38.0	Extrapolated
		ACx580-01-09A5-4	9.4	4.00 kW	8.9	4.00 kW	7.2	3.00 kW	R1	IP 20, 21, 55, 66	14.69 x 4.92 x 8.78	10.2	17.78 x 5.04 x 9.17	10.6	26.6 x 10.7 x 9.5	38.0	Extrapolated
		ACx580-01-12A7-4	12.6	5.50 kW	12	5.50 kW	9.4	4.00 kW	R1	IP 20, 21, 55, 66	14.69 x 4.92 x 8.78	10.2	17.78 x 5.04 x 9.17	10.6	26.6 x 10.7 x 9.5	38.0	Extrapolated
200-240	For Axx580: xx = CS, CH, CQ, or YK (NEC)	Axx580-01-04A6-2	4.6	1.00 HP	4.6	1.00 HP	3.5	0.80 HP	R1	UL Open, 1, 12, 4X	14.69 x 4.92 x 8.78	10.2	17.78 x 5.04 x 9.17	10.6	26.6 x 10.7 x 9.5	38.0	Extrapolated
		Axx580-01-06A6-2	6.6	1.50 HP	6.6	1.50 HP	4.6	1.00 HP	R1	UL Open, 1, 12, 4X	14.69 x 4.92 x 8.78	10.2	17.78 x 5.04 x 9.17	10.6	26.6 x 10.7 x 9.5	38.0	Extrapolated
		Axx580-01-07A5-2	7.5	2.00 HP	7.5	2.00 HP	6.6	1.50 HP	R1	UL Open, 1, 12, 4X	14.69 x 4.92 x 8.78	10.2	17.78 x 5.04 x 9.17	10.6	26.6 x 10.7 x 9.5	38.0	Extrapolated
		Axx580-01-10A6-2	10.6	3.00 HP	10.6	3.00 HP	7.5	2.00 HP	R1	UL Open, 1, 12, 4X	14.69 x 4.92 x 8.78	10.2	17.78 x 5.04 x 9.17	10.6	26.6 x 10.7 x 9.5	38.0	Extrapolated
		Axx580-01-017A-2	16.7	5.00 HP	16.7	5.00 HP	10.6	3.00 HP	R1	UL Open, 1, 12, 4X	14.69 x 4.92 x 8.78	10.2	17.78 x 5.04 x 9.17	10.6	26.6 x 10.7 x 9.5	38.0	Extrapolated
		ACS580-01-017A-2	16.7	5.00 HP	16.7	5.00 HP	10.6	3.00 HP	R1	Type 4X	-	-	-	-	25.3 x 10.8 x 9.0	32.8	UUT-33A,B
440-480		Axx580-01-02A1-4	NA	NA	2.1	1.00 HP	1.6	0.75 HP	R1	UL Open, 1, 12, 4X	14.69 x 4.92 x 8.78	10.2	17.78 x 5.04 x 9.17	10.6	26.6 x 10.7 x 9.5	38.0	Interpolated
		Axx580-01-03A0-4	NA	NA	3	1.50 HP	2.1	1.00 HP	R1	UL Open, 1, 12, 4X	14.69 x 4.92 x 8.78	10.2	17.78 x 5.04 x 9.17	10.6	26.6 x 10.7 x 9.5	38.0	Interpolated
		Axx580-01-03A5-4	NA	NA	3.5	2.00 HP	3	1.50 HP	R1	UL Open, 1, 12, 4X	14.69 x 4.92 x 8.78	10.2	17.78 x 5.04 x 9.17	10.6	26.6 x 10.7 x 9.5	38.0	Interpolated
		Axx580-01-04A8-4	NA	NA	4.8	3.00 HP	3.4	2.00 HP	R1	UL Open, 1, 12, 4X	14.69 x 4.92 x 8.78	10.2	17.78 x 5.04 x 9.17	10.6	26.6 x 10.7 x 9.5	38.0	Interpolated
		Axx580-01-06A0-4	NA	NA	6	3.00 HP	4	3.00 HP	R1	UL Open, 1, 12, 4X	14.69 x 4.92 x 8.78	10.2	17.78 x 5.04 x 9.17	10.6	26.6 x 10.7 x 9.5	38.0	Interpolated
		Axx580-01-07A6-4	NA	NA	7.6	5.00 HP	4.8	3.00 HP	R1	UL Open, 1, 12, 4X	14.69 x 4.92 x 8.78	10.2	17.78 x 5.04 x 9.17	10.6	26.6 x 10.7 x 9.5	38.0	Interpolated
		Axx580-01-012A-4	NA	NA	12	7.50 HP	7.6	5.00 HP	R1	UL Open, 1, 12, 4X	14.69 x 4.92 x 8.78	10.2	17.78 x 5.04 x 9.17	10.6	26.6 x 10.7 x 9.5	38.0	Interpolated
200-240	For ACx580: x = S, H, or Q (IEC)	ACx580-01-025A-2	24.5	5.50 kW	24.2	5.50 kW	16.7	4.00 kW	R2	IP 20, 21, 55, 66	18.62 x 4.94 x 9.00	14.6	21.49 x 5.06 x 9.41	15.0	29.8 x 10.7 x 10.0	45.0	Interpolated
		ACx580-01-032A-2	31.2	7.50 kW	30.8	7.50 kW	24.2	5.50 kW	R2	IP 20, 21, 55, 66	18.62 x 4.94 x 9.00	14.6	21.49 x 5.06 x 9.41	15.0	29.8 x 10.7 x 10.0	45.0	Interpolated
380-480		ACx580-01-018A-4	17	7.50 kW	16.2	7.50 kW	12.6	5.50 kW	R2	IP 20, 21, 55, 66	18.62 x 4.94 x 9.00	14.6	21.49 x 5.06 x 9.41	15.0	29.8 x 10.7 x 10.0	45.0	Interpolated
		ACx580-01-026A-4	25	11.00 kW	23.8	11.00 kW	17	7.50 kW	R2	IP 20, 21, 55, 66	18.62 x 4.94 x 9.00	14.6	21.49 x 5.06 x 9.41	15.0	29.8 x 10.7 x 10.0	45.0	Interpolated
575-600		ACx580-01-02A7-6	NA	NA	2.7	1.50 kW	2.4	1.10 kW	R2	IP 20, 21, 55, 66	18.62 x 4.94 x 9.00	14.6	21.49 x 5.06 x 9.41	15.0	29.8 x 10.7 x 10.0	45.0	Interpolated
		ACx580-01-03A9-6	NA	NA	3.9	2.20 kW	2.7	1.50 kW	R2	IP 20, 21, 55, 66	18.62 x 4.94 x 9.00	14.6	21.49 x 5.06 x 9.41	15.0	29.8 x 10.7 x 10.0	45.0	Interpolated
		ACx580-01-06A1-6	NA	NA	6.1	4.00 kW	3.9	2.20 kW	R2	IP 20, 21, 55, 66	18.62 x 4.94 x 9.00	14.6	21.49 x 5.06 x 9.41	15.0	29.8 x 10.7 x 10.0	45.0	Interpolated
		ACx580-01-09A0-6	NA	NA	9	5.50 kW	6.1	4.00 kW	R2	IP 20, 21, 55, 66	18.62 x 4.94 x 9.00	14.6	21.49 x 5.06 x 9.41	15.0	29.8 x 10.7 x 10.0	45.0	Interpolated
		ACx580-01-11A0-6	NA	NA	11	7.50 kW	9	5.50 kW	R2	IP 20, 21, 55, 66	18.62 x 4.94 x 9.00	14.6	21.49 x 5.06 x 9.41	15.0	29.8 x 10.7 x 10.0	45.0	Interpolated
		ACx580-01-017A-6	NA	NA	17	11.00 kW	11	7.50 kW	R2	IP 20, 21, 55, 66	18.62 x 4.94 x 9.00	14.6	21.49 x 5.06 x 9.41	15.0	29.8 x 10.7 x 10.0	45.0	Interpolated
200-240	For Axx580: xx = CS, CH, CQ, or YK (NEC)	Axx580-01-024A-2	24.2	7.50 HP	24.2	7.50 HP	16.7	5.00 HP	R2	UL Open, 1, 12, 4X	18.62 x 4.94 x 9.00	14.6	21.49 x 5.06 x 9.41	15.0	29.8 x 10.7 x 10.0	45.0	Interpolated
		Axx580-01-031A-2	31	10.00 HP	31	10.00 HP	24.2	7.50 HP	R2	UL Open, 1, 12, 4X	18.62 x 4.94 x 9.00	14.6	21.49 x 5.06 x 9.41	15.0	29.8 x 10.7 x 10.0	45.0	Interpolated
440-480		Axx580-01-014A-4	NA	NA	14	10.00 HP	11	7.50 HP	R2	UL Open, 1, 12, 4X	18.62 x 4.94 x 9.00	14.6	21.49 x 5.06 x 9.41	15.0	29.8 x 10.7 x 10.0	45.0	Interpolated
		Axx580-01-023A-4	NA	NA	23	15.00 HP	15	10.00 HP	R2	UL Open, 1, 12, 4X	18.62 x 4.94 x 9.00	14.6	21.49 x 5.06 x 9.41	15.0	29.8 x 10.7 x 10.0	45.0	Interpolated
575-600		Axx580-01-02A7-6	NA	NA	2.7	2.00 HP	2.4	1.50 HP	R2	UL Open, 1, 12, 4X	18.62 x 4.94 x 9.00	14.6	21.49 x 5.06 x 9.41	15.0	29.8 x 10.7 x 10.0	45.0	Interpolated
		Axx580-01-03A9-6	NA	NA	3.9	3.00 HP	2.7	2.00 HP	R2	UL Open, 1, 12, 4X	18.62 x 4.94 x 9.00	14.6	21.49 x 5.06 x 9.41	15.0	29.8 x 10.7 x 10.0	45.0	Interpolated
		Axx580-01-06A1-6	NA	NA	6.1	5.00 HP	3.9	3.00 HP	R2	UL Open, 1, 12, 4X	18.62 x 4.94 x 9.00	14.6	21.49 x 5.06 x 9.41	15.0	29.8 x 10.7 x 10.0	45.0	Interpolated
		Axx580-01-09A0-6	NA	NA	9	7.50 HP	6.1	5.00 HP	R2	UL Open, 1, 12, 4X	18.62 x 4.94 x 9.00	14.6	21.49 x 5.06 x 9.41	15.0	29.8 x 10.7 x 10.0	45.0	Interpolated
		Axx580-01-011A-6	NA	NA	11	10.00 HP	9	7.50 HP	R2	UL Open, 1, 12, 4X	18.62 x 4.94 x 9.00	14.6	21.49 x 5.06 x 9.41	15.0	29.8 x 10.7 x 10.0	45.0	Interpolated
		Axx580-01-017A-6	NA	NA	17	15.00 HP	11	10.00 HP	R2	UL Open, 1, 12, 4X	18.62 x 4.94 x 9.00	14.6	21.49 x 5.06 x 9.41	15.0	29.8 x 10.7 x 10.0	45.0	Interpolated

Notes:
1. ABB is the manufacturer for all units.
2. For ACS880-01-xxxx-2, -5, -7 both NEC and IEC ratings apply. Table shows only NEC rating. ACS880-01-xxxx-3 is only available as an IEC rating.
3. Flange Kit options are available for all units, Type Code +C135
4. All units were tested in rigid and isolated mounting configurations to S_{DS}=2.0 at z/h=1.0, and S_{DS}=2.5 at z/h=0.0.
5. When an Optional Subcomponent is present, its Type Code is appended to the model number
6. AYK580-01 units are identical to ACx580-01 units other than software and branding
7. Certified 580-01 & 880-01 Drives can also be used as a certified subcomponent within certified Panels

Table 4 - Certified Products - Drives - 580-01 & 880-01 - Wall Mount Around Perimeter Using Flange Kit (Cont.)

System Voltage [V]	Model[6,7]	ABB Model Number	Ratings						Frame Size	Available Enclosure Types	Type 1		Type 12		Type 4X/IP66		UUT
			Normal Duty		Light Duty		Heavy Duty				Max Dimensions H x W x D [in]	Max Drv. Wt. [lb]	Max Dimensions H x W x D [in]	Max Drv. Wt. [lb]	Max Dimensions H x W x D [in]	Max Drv. Wt. [lb]	
			Current [A]	kW / HP	Current [A]	kW / HP	Current [A]	kW / HP									
208-240	ACS880 See Note 2 below	ACS880-01-04A6-2	4.6	1.00 HP	4.4	1.00 HP	3.7	0.75 HP	R1	UL Open, 1, 12; IP 20,21,55	16.11 x 6.10 x 8.91	15.5	17.72 x 6.38 x 11.50	18.0	NA	NA	Interpolated
		ACS880-01-06A6-2	6.6	1.50 HP	6.3	1.50 HP	4.6	1.00 HP	R1	UL Open, 1, 12; IP 20,21,55	16.11 x 6.10 x 8.91	15.5	17.72 x 6.38 x 11.50	18.0	NA	NA	Interpolated
		ACS880-01-07A5-2	7.5	2.00 HP	7.1	2.00 HP	6.6	1.50 HP	R1	UL Open, 1, 12; IP 20,21,55	16.11 x 6.10 x 8.91	15.5	17.72 x 6.38 x 11.50	18.0	NA	NA	Interpolated
		ACS880-01-10A6-2	10.6	3.00 HP	10.1	3.00 HP	7.5	2.00 kW	R1	UL Open, 1, 12; IP 20,21,55	16.11 x 6.10 x 8.91	15.5	17.72 x 6.38 x 11.50	18.0	NA	NA	Interpolated
380-415		ACS880-01-02A4-3	2.4	0.75 kW	2.3	0.75 kW	1.8	0.55 kW	R1	UL Open, 1, 12; IP 20,21,55	16.11 x 6.10 x 8.91	15.5	17.72 x 6.38 x 11.50	18.0	NA	NA	Interpolated
		ACS880-01-03A3-3	3.3	1.10 kW	3.1	1.10 kW	2.4	0.75 kW	R1	UL Open, 1, 12; IP 20,21,55	16.11 x 6.10 x 8.91	15.5	17.72 x 6.38 x 11.50	18.0	NA	NA	Interpolated
		ACS880-01-04A0-3	4	1.50 kW	3.8	1.50 kW	3.3	1.10 kW	R1	UL Open, 1, 12; IP 20,21,55	16.11 x 6.10 x 8.91	15.5	17.72 x 6.38 x 11.50	18.0	NA	NA	Interpolated
		ACS880-01-05A6-3	5.6	2.20 kW	5.3	2.20 kW	4	1.50 kW	R1	UL Open, 1, 12; IP 20,21,55	16.11 x 6.10 x 8.91	15.5	17.72 x 6.38 x 11.50	18.0	NA	NA	Interpolated
		ACS880-01-07A2-3	8	3.00 kW	7.6	3.00 kW	5.6	2.20 kW	R1	UL Open, 1, 12; IP 20,21,55	16.11 x 6.10 x 8.91	15.5	17.72 x 6.38 x 11.50	18.0	NA	NA	Interpolated
		ACS880-01-09A4-3	10	4.00 kW	9.5	4.00 kW	8	3.00 kW	R1	UL Open, 1, 12; IP 20,21,55	16.11 x 6.10 x 8.91	15.5	17.72 x 6.38 x 11.50	18.0	NA	NA	Interpolated
		ACS880-01-12A6-3	12.9	5.50 kW	12	5.50 kW	10	4.00 kW	R1	UL Open, 1, 12; IP 20,21,55	16.11 x 6.10 x 8.91	15.5	17.72 x 6.38 x 11.50	18.0	NA	NA	Interpolated
380-500		ACS880-01-02A1-5	NA	NA	2.1	1.00 HP	1.7	0.75 HP	R1	UL Open, 1, 12; IP 20,21,55	16.11 x 6.10 x 8.91	15.5	17.72 x 6.38 x 11.50	18.0	NA	NA	Interpolated
		ACS880-01-03A0-5	NA	NA	3	1.50 HP	2.1	1.00 HP	R1	UL Open, 1, 12; IP 20,21,55	16.11 x 6.10 x 8.91	15.5	17.72 x 6.38 x 11.50	18.0	NA	NA	Interpolated
		ACS880-01-03A4-5	NA	NA	3.4	2.00 HP	3	1.50 HP	R1	UL Open, 1, 12; IP 20,21,55	16.11 x 6.10 x 8.91	15.5	17.72 x 6.38 x 11.50	18.0	NA	NA	Interpolated
		ACS880-01-04A8-5	NA	NA	4.8	3.00 HP	3.4	2.00 HP	R1	UL Open, 1, 12; IP 20,21,55	16.11 x 6.10 x 8.91	15.5	17.72 x 6.38 x 11.50	18.0	NA	NA	Interpolated
		ACS880-01-05A2-5	NA	NA	5.2	3.00 HP	4.8	2.00 HP	R1	UL Open, 1, 12; IP 20,21,55	16.11 x 6.10 x 8.91	15.5	17.72 x 6.38 x 11.50	18.0	NA	NA	Interpolated
		ACS880-01-07A6-5	NA	NA	7.6	5.00 HP	5.2	3.00 HP	R1	UL Open, 1, 12; IP 20,21,55	16.11 x 6.10 x 8.91	15.5	17.72 x 6.38 x 11.50	18.0	NA	NA	Interpolated
		ACS880-01-11A0-5	NA	NA	11	7.50 HP	7.6	5.00 HP	R1	UL Open, 1, 12; IP 20,21,55	16.11 x 6.10 x 8.91	15.5	17.72 x 6.38 x 11.50	18.0	NA	NA	Interpolated
208-240		ACS880-01-16A8-2	16.8	5.00 HP	16	5.00 HP	10.6	3.00 HP	R2	UL Open, 1, 12; IP 20,21,55	16.11 x 6.10 x 9.82	19.0	17.72 x 6.38 x 12.40	21.0	NA	NA	Interpolated
		ACS880-01-24A3-2	24.3	7.50 HP	23.1	7.50 HP	16.8	5.00 HP	R2	UL Open, 1, 12; IP 20,21,55	16.11 x 6.10 x 9.82	19.0	17.72 x 6.38 x 12.40	21.0	NA	NA	Interpolated
380-415		ACS880-01-017A-3	17	7.50 kW	16	7.50 kW	12.6	5.50 kW	R2	UL Open, 1, 12; IP 20,21,55	16.11 x 6.10 x 9.82	19.0	17.72 x 6.38 x 12.40	21.0	NA	NA	Interpolated
		ACS880-01-025A-3	25	11.00 kW	24	11.00 kW	17	7.50 kW	R2	UL Open, 1, 12; IP 20,21,55	16.11 x 6.10 x 9.82	19.0	17.72 x 6.38 x 12.40	21.0	NA	NA	Interpolated
380-500		ACS880-01-014A-5	NA	NA	14	10.00 HP	11	7.50 HP	R2	UL Open, 1, 12; IP 20,21,55	16.11 x 6.10 x 9.82	19.0	17.72 x 6.38 x 12.40	21.0	NA	NA	Interpolated
		ACS880-01-021A-5	NA	NA	21	15.00 HP	14	10.00 HP	R2	UL Open, 1, 12; IP 20,21,55	16.11 x 6.10 x 9.82	19.0	17.72 x 6.38 x 12.40	21.0	NA	NA	Interpolated
208-240		ACS880-01-031A-2	31	10.00 HP	29.3	10.00 HP	24.3	7.50 HP	R3	UL Open, 1, 12; IP 20,21,55	18.71 x 6.8 x 10.28	24.0	20.7 x 7.09 x 12.87	26.5	NA	NA	Interpolated
380-415		ACS880-01-032A-3	32	15.00 kW	30	15.00 kW	25	11.00 kW	R3	UL Open, 1, 12; IP 20,21,55	18.71 x 6.8 x 10.28	24.0	20.7 x 7.09 x 12.87	26.5	NA	NA	Interpolated
		ACS880-01-038A-3	38	18.50 kW	36	18.50 kW	32	15.00 kW	R3	UL Open, 1, 12; IP 20,21,55	18.71 x 6.8 x 10.28	24.0	20.7 x 7.09 x 12.87	26.5	NA	NA	Interpolated
380-500		ACS880-01-027A-5	NA	NA	27	20.00 HP	21	15.00 HP	R3	UL Open, 1, 12; IP 20,21,55	18.71 x 6.8 x 10.28	24.0	20.7 x 7.09 x 12.87	26.5	NA	NA	Interpolated
		ACS880-01-034A-5	NA	NA	34	25.00 HP	27	20.00 HP	R3	UL Open, 1, 12; IP 20,21,55	18.71 x 6.8 x 10.28	24.0	20.7 x 7.09 x 12.87	26.5	NA	NA	Interpolated
525-690		ACS880-01-07A4-7	NA	NA	7	5.00 HP	5.6	3.00 HP	R3	UL Open, 1, 12; IP 20,21,55	18.71 x 6.8 x 10.28	24.0	20.7 x 7.09 x 12.87	26.5	NA	NA	Interpolated
		ACS880-01-09A9-7	NA	NA	9.4	7.50 HP	7.4	5.00 HP	R3	UL Open, 1, 12; IP 20,21,55	18.71 x 6.8 x 10.28	24.0	20.7 x 7.09 x 12.87	26.5	NA	NA	Interpolated
		ACS880-01-14A3-7	NA	NA	13.6	10.00 HP	9.9	7.50 HP	R3	UL Open, 1, 12; IP 20,21,55	18.71 x 6.8 x 10.28	24.0	20.7 x 7.09 x 12.87	26.5	NA	NA	Interpolated
		ACS880-01-019A-7	NA	NA	18	15.00 HP	14.3	10.00 HP	R3	UL Open, 1, 12; IP 20,21,55	18.71 x 6.8 x 10.28	24.0	20.7 x 7.09 x 12.87	26.5	NA	NA	Interpolated
		ACS880-01-023A-7	NA	NA	22	20.00 HP	19	15.00 HP	R3	UL Open, 1, 12; IP 20,21,55	18.71 x 6.8 x 10.28	24.0	20.7 x 7.09 x 12.87	26.5	NA	NA	Interpolated
		ACS880-01-027A-7	NA	NA	27	25.00 HP	23	20.00 HP	R3	UL Open, 1, 12; IP 20,21,55	18.71 x 6.8 x 10.28	24.0	20.7 x 7.09 x 12.87	26.5	NA	NA	Interpolated
200-240	For Axx580: xx = CS, CH, CQ, or YK (NEC)	Axx580-01-046A-2	46.2	15.00 HP	46.2	15.00 HP	30.8	10.00 HP	R3	UL Open, 1, 12, 4X	19.29 x 7.99 x 9.02	26.1	20.93 x 8.16 x 9.33	28.7	31.4 x 13.4 x 9.7	61.4	Interpolated
		Axx580-01-059A-2	59.4	20.00 HP	59.4	20.00 HP	46.2	15.00 HP	R3	UL Open, 1, 12, 4X	19.29 x 7.99 x 9.02	26.1	20.93 x 8.16 x 9.33	28.7	31.4 x 13.4 x 9.7	61.4	Interpolated
		ACS580-01-059A-2	59.4	20.00 HP	59.4	20.00 HP	46.2	15.00 HP	R3	Type 4X	-	-	-	-	31.5 x 13.3 x 10.0	61.4	UUT-35A,B
440-480		Axx580-01-027A-4	NA	NA	27	20.00 HP	21	15.00 HP	R3	UL Open, 1, 12, 4X	19.29 x 7.99 x 9.02	26.1	20.93 x 8.16 x 9.33	28.7	31.4 x 13.4 x 9.7	61.4	Interpolated
		Axx580-01-034A-4	NA	NA	34	25.00 HP	27	20.00 HP	R3	UL Open, 1, 12, 4X	19.29 x 7.99 x 9.02	26.1	20.93 x 8.16 x 9.33	28.7	31.4 x 13.4 x 9.7	61.4	Interpolated
		Axx580-01-044A-4	NA	NA	44	30.00 HP	34	25.00 HP	R3	UL Open, 1, 12, 4X	19.29 x 7.99 x 9.02	26.1	20.93 x 8.16 x 9.33	28.7	31.4 x 13.4 x 9.7	61.4	Interpolated
		Axx580-01-053A-4	NA	NA	52	40.00 HP	40	30.00 HP	R3	Type 4X	-	-	-	-	31.4 x 13.4 x 9.7	61.8	Interpolated
575-600	For Axx580: xx = CS, CH, CQ, or YK (NEC)	Axx580-01-022A-6	NA	NA	22	20.00 HP	17	15.00 HP	R3	UL Open, 1, 12, 4X	19.29 x 7.99 x 9.02	26.1	20.93 x 8.16 x 9.33	28.7	31.4 x 13.4 x 9.7	61.4	Interpolated
		Axx580-01-027A-6	NA	NA	27	25.00 HP	22	20.00 HP	R3	UL Open, 1, 12, 4X	19.29 x 7.99 x 9.02	26.1	20.93 x 8.16 x 9.33	28.7	31.4 x 13.4 x 9.7	61.4	Interpolated
		Axx580-01-032A-6	NA	NA	32	30.00 HP	27	25.00 HP	R3	UL Open, 1, 12, 4X	19.29 x 7.99 x 9.02	26.1	20.93 x 8.16 x 9.33	28.7	31.4 x 13.4 x 9.7	61.4	Interpolated

Notes:
1. ABB is the manufacturer for all units.
2. For ACS880-01-xxxx-2, -5, -7 both NEC and IEC ratings apply. Table shows only NEC rating. ACS880-01-xxxx-3 is only available as an IEC rating.
3. Flange Kit options are available for all units, Type Code +C135
4. All units were tested in rigid and isolated mounting configurations to S_{DS}=2.0 at z/h=1.0, and S_{DS}=2.5 at z/h=0.0.
5. When an Optional Subcomponent is present, its Type Code is appended to the model number
6. AYK580-01 units are identical to ACx580-01 units other than software and branding
7. Certified 580-01 & 880-01 Drives can also be used as a certified subcomponent within certified Panels

Table 4 - Certified Products - Drives - 580-01 & 880-01 - Wall Mount Around Perimeter Using Flange Kit (Cont.)

System Voltage [V]	Model[6,7]	ABB Model Number	Ratings						Frame Size	Available Enclosure Types	Type 1		Type 12		Type 4X/IP66		UUT
			Normal Duty		Light Duty		Heavy Duty				Max Dimensions H x W x D [in]	Max Drv. Wt. [lb]	Max Dimensions H x W x D [in]	Max Drv. Wt. [lb]	Max Dimensions H x W x D [in]	Max Drv. Wt. [lb]	
			Current [A]	kW / HP	Current [A]	kW / HP	Current [A]	kW / HP									
200-240	For ACx580: x = S, H, or Q (IEC)	ACx580-01-047A-2	46.7	11.00 kW	46.2	11.00 kW	30.8	7.50 kW	R3	IP 20, 21, 55, 66	19.29 x 7.99 x 9.02	26.1	20.93 x 8.16 x 9.33	28.7	31.4 x 13.4 x 9.7	61.4	Interpolated
		ACx580-01-060A-2	60.0	15.00 kW	59.4	15.00 kW	46.2	11.00 kW	R3	IP 20, 21, 55, 66	19.29 x 7.99 x 9.02	26.1	20.93 x 8.16 x 9.33	28.7	31.4 x 13.4 x 9.7	61.4	Interpolated
380-480		ACx580-01-033A-4	32	15.00 kW	30.4	15.00 kW	24.6	11.00 kW	R3	IP 20, 21, 55, 66	19.29 x 7.99 x 9.02	26.1	20.93 x 8.16 x 9.33	28.7	31.4 x 13.4 x 9.7	61.4	Interpolated
		ACx580-01-039A-4	38	18.50 kW	36.1	18.50 kW	31.6	15.00 kW	R3	IP 20, 21, 55, 66	19.29 x 7.99 x 9.02	26.1	20.93 x 8.16 x 9.33	28.7	31.4 x 13.4 x 9.7	61.4	Interpolated
		ACx580-01-046A-4	45	22.00 kW	42.8	22.00 kW	37.7	18.50 kW	R3	IP 20, 21, 55, 66	19.29 x 7.99 x 9.02	26.1	20.93 x 8.16 x 9.33	28.7	31.4 x 13.4 x 9.7	61.4	Interpolated
575-600		ACx580-01-022A-6	NA	NA	22	15.00 kW	17	11.00 kW	R3	IP 20, 21, 55, 66	19.29 x 7.99 x 9.02	26.1	20.93 x 8.16 x 9.33	28.7	31.4 x 13.4 x 9.7	61.4	Interpolated
		ACx580-01-027A-6	NA	NA	27	18.50 kW	22	15.00 kW	R3	IP 20, 21, 55, 66	19.29 x 7.99 x 9.02	26.1	20.93 x 8.16 x 9.33	28.7	31.4 x 13.4 x 9.7	61.4	Interpolated
		ACx580-01-032A-6	NA	NA	32	22.00 kW	27	19.00 kW	R3	IP 20, 21, 55, 66	19.29 x 7.99 x 9.02	26.1	20.93 x 8.16 x 9.33	28.7	31.4 x 13.4 x 9.7	61.4	Interpolated
208-240	ACS880 See Note 2 below	ACS880-01-046A-2	46	15.00 HP	44	15.00 HP	38	10.00 HP	R4	UL Open, 1, 12; IP 20,21,55	22.85 x 7.99 x 10.8	41.1	28.93 x 9.30 x 13.54	42.2	NA	NA	Interpolated
		ACS880-01-061A-2	61	20.00 HP	58	20.00 HP	45	15.00 HP	R4	UL Open, 1, 12; IP 20,21,55	22.85 x 7.99 x 10.8	41.1	28.93 x 9.30 x 13.54	42.2	NA	NA	Interpolated
380-415		ACS880-01-045A-3	45	22.00 kW	43	22.00 kW	38	18.50 kW	R4	UL Open, 1, 12; IP 20,21,55	22.85 x 7.99 x 10.8	41.1	28.93 x 9.30 x 13.54	42.2	NA	NA	Interpolated
		ACS880-01-061A-3	61	30.00 kW	58	30.00 kW	45	22.00 kW	R4	UL Open, 1, 12; IP 20,21,55	22.85 x 7.99 x 10.8	41.1	28.93 x 9.30 x 13.54	42.2	NA	NA	Interpolated
380-500		ACS880-01-040A-5	NA	NA	40	30.00 HP	34	25.00 HP	R4	UL Open, 1, 12; IP 20,21,55	22.85 x 7.99 x 10.8	41.1	28.93 x 9.30 x 13.54	42.2	NA	NA	Interpolated
		ACS880-01-052A-5	NA	NA	52	40.00 HP	40	30.00 HP	R4	UL Open, 1, 12; IP 20,21,55	22.85 x 7.99 x 10.8	41.1	28.93 x 9.30 x 13.54	42.2	NA	NA	Interpolated
200-240	For ACx580: x = S, H, or Q (IEC)	ACx580-01-075A-2	NA	NA	74.8	25.00 HP	59.4	20.00 HP	R4 v2	UL Open, 1, 12; IP 20,21,55	22.85 x 7.99 x 10.8	44.1	28.93 x 9.30 x 13.54	46.3	NA	NA	Interpolated
		ACx580-01-090A-2	NA	NA	90	30.00 HP	75	25.00 HP	R4 v2	UL Open, 1, 12; IP 20,21,55	22.85 x 7.99 x 10.8	44.1	28.93 x 9.30 x 13.54	46.3	NA	NA	Interpolated
		ACx580-01-076A-2	NA	NA	75	18.5 kW	59	15.00 kW	R4 v2	UL Open, 1, 12; IP 20,21,55	22.85 x 7.99 x 10.8	44.1	28.93 x 9.30 x 13.54	46.3	NA	NA	Interpolated
		ACx580-01-091A-2	NA	NA	88	22.0 Kw	75	18.5 kW	R4 v2	UL Open, 1, 12; IP 20,21,55	22.85 x 7.99 x 10.8	44.1	28.93 x 9.30 x 13.54	46.3	NA	NA	Interpolated
		ACx580-01-076A-2	76	18.50 kW	74.8	18.50 kW	59.4	15.00 kW	R4	IP 20, 21, 55	25.04 x 7.99 x 10.13	41.9	27.03 x 8.59 x 10.43	44.1	NA	NA	Interpolated
380-480		ACx580-01-062A-4	62	30.00 kW	58	30.00 kW	45	22.00 kW	R4	IP 20, 21, 55	25.04 x 7.99 x 10.13	41.9	27.03 x 8.59 x 10.43	44.1	NA	NA	Interpolated
		ACx580-01-073A-4	73	37.00 kW	68	37.00 kW	61	30.00 kW	R4	IP 20, 21, 55	25.04 x 7.99 x 10.13	41.9	27.03 x 8.59 x 10.43	44.1	NA	NA	Interpolated
200-240	For Axx580: xx = CS, CH, CQ, or YK (NEC)	Axx580-01-075A-2	74.8	25.00 HP	74.8	25.00 HP	59.4	20.00 HP	R4	UL Open, 1, 12	25.04 x 7.99 x 10.13	41.9	27.03 x 8.59 x 10.43	44.1	NA	NA	Interpolated
440-480		Axx580-01-052A-4	NA	NA	52	40.00 HP	40	30.00 HP	R4	UL Open, 1, 12	25.04 x 7.99 x 10.13	41.9	27.03 x 8.59 x 10.43	44.1	NA	NA	Interpolated
		Axx580-01-065A-4	NA	NA	65	50.00 HP	52	40.00 HP	R4	UL Open, 1, 12	25.04 x 7.99 x 10.13	41.9	27.03 x 8.59 x 10.43	44.1	NA	NA	Interpolated
		Axx580-01-077A-4	NA	NA	77	60.00 HP	65	50.00 HP	R4	UL Open, 1, 12	25.04 x 7.99 x 10.13	41.9	27.03 x 8.59 x 10.43	44.1	NA	NA	Interpolated
		Axx580-01-052A-4	NA	NA	52	40.00 HP	40	30.00 HP	R4 v2	UL Open, 1, 12; IP 20,21,55	22.85 x 7.99 x 10.8	44.1	28.93 x 9.30 x 13.54	46.3	NA	NA	Interpolated
		Axx580-01-065A-4	NA	NA	65	50.00 HP	52	40.00 HP	R4 v2	UL Open, 1, 12; IP 20,21,55	22.85 x 7.99 x 10.8	44.1	28.93 x 9.30 x 13.54	46.3	NA	NA	Interpolated
		Axx580-01-077A-4	NA	NA	77	60.00 HP	65	50.00 HP	R4 v2	UL Open, 1, 12; IP 20,21,55	22.85 x 7.99 x 10.8	44.1	28.93 x 9.30 x 13.54	46.3	NA	NA	Interpolated
		ACx580-01-062A-4	NA	NA	58	30.00 kW	45	22.00 kW	R4 v2	UL Open, 1, 12; IP 20,21,55	22.85 x 7.99 x 10.8	44.1	28.93 x 9.30 x 13.54	46.3	NA	NA	Interpolated
		ACx580-01-073A-4	NA	NA	68	37.00 kW	61	30.00 kW	R4 v2	UL Open, 1, 12; IP 20,21,55	22.85 x 7.99 x 10.8	44.1	28.93 x 9.30 x 13.54	46.3	NA	NA	Interpolated
		ACx580-01-089A-4	NA	NA	83	45.00 kW	72	37.00 kW	R4 v2	UL Open, 1, 12; IP 20,21,55	22.85 x 7.99 x 10.8	44.1	28.93 x 9.30 x 13.54	46.3	NA	NA	Interpolated
208-240	ACS880 See Note 2 below	ACS880-01-075A-2	75	25.00 HP	71	25.00 HP	61	20.00 HP	R5	UL Open, 1, 12; IP 20,21,55	28.82 x 7.99 x 10.79	50.3	34.89 x 9.30 x 13.54	52.0	NA	NA	Interpolated
		ACS880-01-087A-2	87	30.00 HP	83	30.00 HP	72	25.00 HP	R5	UL Open, 1, 12; IP 20,21,55	28.82 x 7.99 x 10.79	50.3	34.89 x 9.30 x 13.54	52.0	NA	NA	Interpolated
380-415		ACS880-01-072A-3	72	37.00 kW	68	37.00 kW	61	30.00 kW	R5	UL Open, 1, 12; IP 20,21,55	28.82 x 7.99 x 10.79	50.3	34.89 x 9.30 x 13.54	52.0	NA	NA	Interpolated
		ACS880-01-087A-3	87	45.00 kW	83	45.00 kW	72	37.00 kW	R5	UL Open, 1, 12; IP 20,21,55	28.82 x 7.99 x 10.79	50.3	34.89 x 9.30 x 13.54	52.0	NA	NA	Interpolated
380-500		ACS880-01-065A-5	NA	NA	65	50.00 HP	52	40.00 HP	R5	UL Open, 1, 12; IP 20,21,55	28.82 x 7.99 x 10.79	50.3	34.89 x 9.30 x 13.54	52.0	NA	NA	Interpolated
		ACS880-01-077A-5	NA	NA	77	60.00 HP	65	50.00 HP	R5	UL Open, 1, 12; IP 20,21,55	28.82 x 7.99 x 10.79	50.3	34.89 x 9.30 x 13.54	52.0	NA	NA	Interpolated
		ACS880-01-07A3-7	NA	NA	9	7.50 HP	6.1	5.00 HP	R5	UL Open, 1, 12; IP 20,21,55	28.82 x 7.99 x 10.79	50.3	34.89 x 9.30 x 13.54	52.0	NA	NA	Interpolated
		ACS880-01-09A8-7	NA	NA	11	10.00 HP	9	7.50 HP	R5	UL Open, 1, 12; IP 20,21,55	28.82 x 7.99 x 10.79	50.3	34.89 x 9.30 x 13.54	52.0	NA	NA	Interpolated
		ACS880-01-14A2-7	NA	NA	17	15.00 HP	11	10.00 HP	R5	UL Open, 1, 12; IP 20,21,55	28.82 x 7.99 x 10.79	50.3	34.89 x 9.30 x 13.54	52.0	NA	NA	Interpolated
		ACS880-01-018A-7	NA	NA	22	20.00 HP	17	15.00 HP	R5	UL Open, 1, 12; IP 20,21,55	28.82 x 7.99 x 10.79	50.3	34.89 x 9.30 x 13.54	52.0	NA	NA	Interpolated
525-690		ACS880-01-022A-7	NA	NA	27	25.00 HP	22	20.00 HP	R5	UL Open, 1, 12; IP 20,21,55	28.82 x 7.99 x 10.79	50.3	34.89 x 9.30 x 13.54	52.0	NA	NA	Interpolated
		ACS880-01-026A-7	NA	NA	32	30.00 HP	27	25.00 HP	R5	UL Open, 1, 12; IP 20,21,55	28.82 x 7.99 x 10.79	50.3	34.89 x 9.30 x 13.54	52.0	NA	NA	Interpolated
		ACS880-01-035A-7	NA	NA	41	40.00 HP	32	30.00 HP	R5	UL Open, 1, 12; IP 20,21,55	28.82 x 7.99 x 10.79	50.3	34.89 x 9.30 x 13.54	52.0	NA	NA	Interpolated
		ACS880-01-042A-7	NA	NA	52	50.00 HP	41	40.00 HP	R5	UL Open, 1, 12; IP 20,21,55	28.82 x 7.99 x 10.79	50.3	34.89 x 9.30 x 13.54	52.0	NA	NA	Interpolated
		ACS880-01-049A-7	NA	NA	52	50.00 HP	41	40.00 HP	R5	UL Open, 1, 12; IP 20,21,55	28.82 x 7.99 x 10.79	50.3	34.89 x 9.30 x 13.54	52.0	NA	NA	Interpolated
200-240	For ACx580: x = S, H, or Q (IEC)	ACx580-01-089A-2	89	22.00 kW	88	22.00 kW	74.8	18.50 kW	R5	IP 20, 21, 55	28.83 x 7.99 x 11.61	62.4	32.01 x 7.99 x 12.60	64.0	NA	NA	Interpolated
		ACx580-01-115A-2	115	30.00 kW	114	30.00 kW	88	22.00 kW	R5	IP 20, 21, 55	28.83 x 7.99 x 11.61	62.4	32.01 x 7.99 x 12.60	64.0	NA	NA	Interpolated
380-480		ACx580-01-088A-4	88	45.00 kW	83	45.00 kW	72	37.00 kW	R5	IP 20, 21, 55	28.83 x 7.99 x 11.61	62.4	32.01 x 7.99 x 12.60	64.0	NA	NA	Interpolated
		ACx580-01-106A-4	106	55.00 kW	100	55.00 kW	87	45.00 kW	R5	IP 20, 21, 55	28.83 x 7.99 x 11.61	62.4	32.01 x 7.99 x 12.60	64.0	NA	NA	Interpolated
		ACx580-01-041A-6	NA	NA	41	30.00 kW	32	22.00 kW	R5	IP 20, 21, 55	28.83 x 7.99 x 11.61	62.4	32.01 x 7.99 x 12.60	64.0	NA	NA	Interpolated
575-600		ACx580-01-052A-6	NA	NA	52	37.00 kW	41	30.00 kW	R5	IP 20, 21, 55	28.83 x 7.99 x 11.61	62.4	32.01 x 7.99 x 12.60	64.0	NA	NA	Interpolated
		ACx580-01-062A-6	NA	NA	62	45.00 kW	52	37.00 kW	R5	IP 20, 21, 55	28.83 x 7.99 x 11.61	62.4	32.01 x 7.99 x 12.60	64.0	NA	NA	Interpolated
		ACx580-01-077A-6	NA	NA	77	55.00 kW	62	45.00 kW	R5	IP 20, 21, 55	28.83 x 7.99 x 11.61	62.4	32.01 x 7.99 x 12.60	64.0	NA	NA	Interpolated

Notes:
1. ABB is the manufacturer for all units.
2. For ACS880-01-xxxx-2, -5, -7 both NEC and IEC ratings apply. Table shows only NEC rating. ACS880-01-xxxx-3 is only available as an IEC rating.
3. Flange Kit options are available for all units, Type Code +C135
4. All units tested in rigid & isolated mounting configurations to S_{DS}=2.0,z/h=1.0, & S_{DS}=2.5,z/h=0.0.
5. When an Optional Subcomponent is present, its Type Code is appended to the model number
6. AYK580-01 units are identical to ACx580-01 units other than software and branding
7. Certified 580-01 & 880-01 Drives can also be used as a certified subcomponent within certified Panels

Table 4 - Certified Products - Drives - 580-01 & 880-01 - Wall Mount Around Perimeter Using Flange Kit (Cont.)

System Voltage [V]	Model[6,7]	ABB Model Number	Ratings						Frame Size	Available Enclosure Types	Type 1		Type 12		Type 4X/IP66		UUT
			Normal Duty		Light Duty		Heavy Duty				Max Dimensions H x W x D [in]	Max Drv. Wt. [lb]	Max Dimensions H x W x D [in]	Max Drv. Wt. [lb]	Max Dimensions H x W x D [in]	Max Drv. Wt. [lb]	
			Current [A]	kW / HP	Current [A]	kW / HP	Current [A]	kW / HP									
200-240	For Axx580: xx = CS, CH, CQ, or YK (NEC)	Axx580-01-088A-2	88	30.00 HP	88	30.00 HP	74.8	25.00 HP	R5	UL Open, 1, 12	28.83 x 7.99 x 11.61	62.4	32.01 x 7.99 x 12.60	64.0	NA	NA	Interpolated
		Axx580-01-114A-2	114	40.00 HP	114	40.00 HP	88	30.00 HP	R5	UL Open, 1, 12	28.83 x 7.99 x 11.61	62.4	32.01 x 7.99 x 12.60	64.0	NA	NA	Interpolated
440-480		Axx580-01-078A-4	NA	NA	77	60.00 HP	65	50.00 HP	R5	UL Open, 1, 12	28.83 x 7.99 x 11.61	62.4	32.01 x 7.99 x 12.60	64.0	NA	NA	Interpolated
		Axx580-01-096A-4	NA	NA	96	75.00 HP	77	60.00 HP	R5	UL Open, 1, 12	28.83 x 7.99 x 11.61	62.4	32.01 x 7.99 x 12.60	64.0	NA	NA	Interpolated
		ACH580-01-096A-4	NA	NA	96	75.00 HP	77	60.00 HP	R5	Type 1	25.0 x 8.0 x 12.0	59.0	-	-	-	-	UUT-12
575-600		Axx580-01-041A-6	NA	NA	41	40.00 HP	32	30.00 HP	R5	UL Open, 1, 12	28.83 x 7.99 x 11.61	62.4	32.01 x 7.99 x 12.60	64.0	NA	NA	Interpolated
		Axx580-01-052A-6	NA	NA	52	50.00 HP	41	40.00 HP	R5	UL Open, 1, 12	28.83 x 7.99 x 11.61	62.4	32.01 x 7.99 x 12.60	64.0	NA	NA	Interpolated
		Axx580-01-062A-6	NA	NA	62	60.00 HP	52	50.00 HP	R5	UL Open, 1, 12	28.83 x 7.99 x 11.61	62.4	32.01 x 7.99 x 12.60	64.0	NA	NA	Interpolated
		Axx580-01-077A-6	NA	NA	62	60.00 HP	52	50.00 HP	R5	UL Open, 1, 12	28.83 x 7.99 x 11.61	62.4	32.01 x 7.99 x 12.60	64.0	NA	NA	Interpolated
208-240	ACS880 See Note 2 below	ACS880-01-115A-2	115	40.00 HP	109	40	87	30.00 HP	R6	UL Open, 1, 12; IP 20,21,55	28.62 x 9.92 x 14.1	93.1	34.81 x 11.46 x 16.59	95.0	NA	NA	Interpolated
		ACS880-01-145A-2	145	50.00 HP	138	50	105	40.00 HP	R6	UL Open, 1, 12; IP 20,21,55	28.62 x 9.92 x 14.1	93.1	34.81 x 11.46 x 16.59	95.0	NA	NA	Interpolated
380-415		ACS880-01-105A-3	105	55.00 kW	100	55.00 kW	87	45.00 kW	R6	UL Open, 1, 12; IP 20,21,55	28.62 x 9.92 x 14.1	93.1	34.81 x 11.46 x 16.59	95.0	NA	NA	Interpolated
		ACS880-01-145A-3	145	75.00 kW	138	75.00 kW	105	55.00 kW	R6	UL Open, 1, 12; IP 20,21,55	28.62 x 9.92 x 14.1	93.1	34.81 x 11.46 x 16.59	95.0	NA	NA	Interpolated
380-500		ACS880-01-096A-5	NA	NA	96	75.00 HP	77	60.00 HP	R6	UL Open, 1, 12; IP 20,21,55	28.62 x 9.92 x 14.1	93.1	34.81 x 11.46 x 16.59	95.0	NA	NA	Interpolated
		ACS880-01-124A-5	NA	NA	124	100.00 HP	96	75.00 HP	R6	UL Open, 1, 12; IP 20,21,55	28.62 x 9.92 x 14.1	93.1	34.81 x 11.46 x 16.59	95.0	NA	NA	Interpolated
525-690		ACS880-01-061A-7	NA	NA	62	60.00 HP	52	50.00 HP	R6	UL Open, 1, 12; IP 20,21,55	28.62 x 9.92 x 14.1	93.1	34.81 x 11.46 x 16.59	95.0	NA	NA	Interpolated
		ACS880-01-084A-7	NA	NA	77	75.00 HP	62	60.00 HP	R6	UL Open, 1, 12; IP 20,21,55	28.62 x 9.92 x 14.1	93.1	34.81 x 11.46 x 16.59	95.0	NA	NA	Interpolated
200-240	For Axx580: xx = CS, CH, CQ, or YK	Axx580-01-143A-2	143	50.00 HP	143	50.00 HP	114	40.00 HP	R6	UL Open, 1, 12	28.62 x 9.92 x 14.53	93.5	34.81 x 11.46 x 16.40	95.0	NA	NA	Interpolated
440-480		Axx580-01-124A-4	NA	NA	124	100.00 HP	96	75.00 HP	R6	UL Open, 1, 12	28.62 x 9.92 x 14.53	93.5	34.81 x 11.46 x 16.40	95.0	NA	NA	Interpolated
200-240	For ACx580: x = S, H, or Q	ACx580-01-144A-2	144	37.00 kW	143	37.00 kW	114	30.00 kW	R6	IP 20, 21, 55	28.62 x 9.92 x 14.53	93.5	34.81 x 11.46 x 16.40	95.0	NA	NA	Interpolated
380-480		ACx580-01-145A-4	145	75.00 kW	138	75.00 kW	105	55.00 kW	R6	IP 20, 21, 55	28.62 x 9.92 x 14.53	93.5	34.81 x 11.46 x 16.40	95.0	NA	NA	Interpolated
208-240	ACS880 See Note 2 below	ACS880-01-170A-2	170	60.00 HP	162	60	145	50.00 HP	R7	UL Open, 1, 12; IP 20,21,55	34.66 x 11.18 x 14.4	117.0	40.87 x 12.67 x 16.65	119.1	NA	NA	Interpolated
		ACS880-01-206A-2	206	75.00 HP	196	75	169	60.00 HP	R7	UL Open, 1, 12; IP 20,21,55	34.66 x 11.18 x 14.4	117.0	40.87 x 12.67 x 16.65	119.1	NA	NA	Interpolated
380-415		ACS880-01-169A-3	169	90.00 kW	161	90.00 kW	145	75.00 kW	R7	UL Open, 1, 12; IP 20,21,55	34.66 x 11.18 x 14.4	117.0	40.87 x 12.67 x 16.65	119.1	NA	NA	Interpolated
		ACS880-01-206A-3	206	110.00 kW	196	110.00 kW	169	90.00 kW	R7	UL Open, 1, 12; IP 20,21,55	34.66 x 11.18 x 14.4	117.0	40.87 x 12.67 x 16.65	119.1	NA	NA	Interpolated
380-500		ACS880-01-156A-5	NA	NA	156	125.00 HP	124	100.00 HP	R7	UL Open, 1, 12; IP 20,21,55	34.66 x 11.18 x 14.4	117.0	40.87 x 12.67 x 16.65	119.1	NA	NA	Interpolated
		ACS880-01-180A-5	NA	NA	180	150.00 HP	156	125.00 HP	R7	UL Open, 1, 12; IP 20,21,55	34.66 x 11.18 x 14.4	117.0	40.87 x 12.67 x 16.65	119.1	NA	NA	Interpolated
525-690		ACS880-01-098A-7	NA	NA	99	100.00 HP	77	75.00 HP	R7	UL Open, 1, 12; IP 20,21,55	34.66 x 11.18 x 14.4	117.0	40.87 x 12.67 x 16.65	119.1	NA	NA	Interpolated
		ACS880-01-119A-7	NA	NA	125	125.00 HP	99	100.00 HP	R7	UL Open, 1, 12; IP 20,21,55	34.66 x 11.18 x 14.4	117.0	40.87 x 12.67 x 16.65	119.1	NA	NA	Interpolated
200-240	For ACx580: x = S, H, or Q (IEC)	ACx580-01-171A-2	171	45.00 kW	169	45.00 kW	143	37.00 kW	R7	IP 20, 21, 55	34.67 x 11.18 x 14.58	119.1	41.00 x 13.00 x 16.00	123.5	NA	NA	Interpolated
		ACx580-01-213A-2	213	55.00 kW	211	55.00 kW	169	45.00 kW	R7	IP 20, 21, 55	34.67 x 11.18 x 14.58	119.1	41.00 x 13.00 x 16.00	123.5	NA	NA	Interpolated
380-480		ACx580-01-169A-4	169	90.00 kW	161	90.00 kW	145	75.00 kW	R7	IP 20, 21, 55	34.67 x 11.18 x 14.58	119.1	41.00 x 13.00 x 16.00	123.5	NA	NA	Interpolated
		ACx580-01-206A-4	206	110.00 kW	196	110.00 kW	169	90.00 kW	R7	IP 20, 21, 55	34.67 x 11.18 x 14.58	119.1	41.00 x 13.00 x 16.00	123.5	NA	NA	Interpolated
575-600		ACx580-01-099A-6	NA	NA	99	75.00 kW	77	55.00 kW	R7	IP 20, 21, 55	34.67 x 11.18 x 14.58	119.1	41.00 x 13.00 x 16.00	123.5	NA	NA	Interpolated
		ACx580-01-125A-6	NA	NA	125	90.00 kW	99	75.00 kW	R7	IP 20, 21, 55	34.67 x 11.18 x 14.58	119.1	41.00 x 13.00 x 16.00	123.5	NA	NA	Interpolated
200-240	For Axx580: xx = CS, CH, CQ, or YK (NEC)	Axx580-01-169A-2	169	60.00 HP	169	60.00 HP	143	50.00 HP	R7	UL Open, 1, 12	34.67 x 11.18 x 14.58	119.1	41.00 x 13.00 x 16.00	123.5	NA	NA	Interpolated
		Axx580-01-211A-2	211	75.00 HP	211	75.00 HP	169	60.00 HP	R7	UL Open, 1, 12	34.67 x 11.18 x 14.58	119.1	41.00 x 13.00 x 16.00	123.5	NA	NA	Interpolated
440-480		Axx580-01-156A-4	NA	NA	156	125.00 HP	124	100.00 HP	R7	UL Open, 1, 12	34.67 x 11.18 x 14.58	119.1	41.00 x 13.00 x 16.00	123.5	NA	NA	Interpolated
		Axx580-01-180A-4	NA	NA	180	150.00 HP	156	125.00 HP	R7	UL Open, 1, 12	34.67 x 11.18 x 14.58	119.1	41.00 x 13.00 x 16.00	123.5	NA	NA	Interpolated
575-600		Axx580-01-099A-6	NA	NA	99	100.00 HP	77	75.00 HP	R7	UL Open, 1, 12	34.67 x 11.18 x 14.58	119.1	41.00 x 13.00 x 16.00	123.5	NA	NA	Interpolated
		Axx580-01-125A-6	NA	NA	125	125.00 HP	99	100.00 HP	R7	UL Open, 1, 12	34.67 x 11.18 x 14.58	119.1	41.00 x 13.00 x 16.00	123.5	NA	NA	Interpolated

Notes:
1. ABB is the manufacturer for all units.
2. For ACS880-01-xxxx-2, -5, -7 both NEC and IEC ratings apply. Table shows only NEC rating. ACS880-01-xxxx-3 is only available as an IEC rating.
3. Flange Kit options are available for all units, Type Code +C135
4. All units were tested in rigid and isolated mounting configurations to SDS=2.0 at z/h=1.0, and SDS=2.5 at z/h=0.0.
5. When an Optional Subcomponent is present, its Type Code is appended to the model no.
6. AYK580-01 units are identical to ACx580-01 units other than software and branding
7. Certified 580-01 & 880-01 Drives can also be used as a certified subcomponent within certified Panels

HCAI OSP-0575

Table 4 - Certified Products - Drives - 580-01 & 880-01 - Wall Mount Around Perimeter Using Flange Kit (Cont.)

System Voltage [V]	Model[6,8]	ABB Model Number	Ratings						Frame Size	Available Enclosure Types	Type 1		Type 12		Type 4X/IP66		UUT
			Normal Duty		Light Duty		Heavy Duty				Max Dimensions H x W x D [in]	Max Drv. Wt. [lb]	Max Dimensions H x W x D [in]	Max Drv. Wt. [lb]	Max Dimensions H x W x D [in]	Max Drv. Wt. [lb]	
			Current [A]	kW / HP	Current [A]	kW / HP	Current [A]	kW / HP									
208-240	ACS880 See Note 2 below	ACS880-01-274A-2	274	100.00 HP	260	100.00 HP	213	75.00 HP	R8	UL Open, 1, 12; IP 20,21,55	38.01 x 11.81 x 15.21	150.0	44.23 x 13.8 x 17.8	163.2	NA	NA	Interpolated
380-415		ACS880-01-246A-3	246	132.00 kW	234	132.00 kW	206	110.00 kW	R8	UL Open, 1, 12; IP 20,21,55	38.01 x 11.81 x 15.21	150.0	44.23 x 13.8 x 17.8	163.2	NA	NA	Interpolated
		ACS880-01-293A-3	293	160.00 kW	278	160.00 kW	246	132.00 kW	R8	UL Open, 1, 12; IP 20,21,55	38.01 x 11.81 x 15.21	150.0	44.23 x 13.8 x 17.8	163.2	NA	NA	Interpolated
380-500		ACS880-01-240A-5	NA	NA	240	200.00 HP	180	150.00 HP	R8	UL Open, 1, 12; IP 20,21,55	38.01 x 11.81 x 15.21	150.0	44.23 x 13.8 x 17.8	163.2	NA	NA	Interpolated
		ACS880-01-260A-5	NA	NA	260	200.00 HP	240	150.00 HP	R8	UL Open, 1, 12; IP 20,21,55	38.01 x 11.81 x 15.21	150.0	44.23 x 13.8 x 17.8	163.2	NA	NA	Interpolated
525-690		ACS880-01-142A-7	NA	NA	144	150.00 HP	125	125.00 HP	R8	UL Open, 1, 12; IP 20,21,55	38.01 x 11.81 x 15.21	150.0	44.23 x 13.8 x 17.8	163.2	NA	NA	Interpolated
		ACS880-01-174A-7	NA	NA	180	200.00 HP	144	150.00 HP	R8	UL Open, 1, 12; IP 20,21,55	38.01 x 11.81 x 15.21	150.0	44.23 x 13.8 x 17.8	163.2	NA	NA	Interpolated
200-240	For ACx580: x = S, H, or Q (IEC)	ACx580-01-276A-2	276	75.00 kW	273	75.00 kW	211	55.00 kW	R8	IP 20, 21, 55	38.00 x 11.81 x 15.47	152.2	44.23 x 13.80 x 17.77	170.0	NA	NA	Interpolated
380-480		ACx580-01-246A-4	246	132.00 kW	234	132.00 kW	206	110.00 kW	R8	IP 20, 21, 55	38.00 x 11.81 x 15.47	152.2	44.23 x 13.80 x 17.77	170.0	NA	NA	Interpolated
		ACx580-01-293A-4	293	160.00 kW	278	160.00 kW	246	132.00 kW	R8	IP 20, 21, 55	38.00 x 11.81 x 15.47	152.2	44.23 x 13.80 x 17.77	170.0	NA	NA	Interpolated
575-600		ACx580-01-144A-6	NA	NA	144	110.00 kW	125	90.00 kW	R8	IP 20, 21, 55	38.00 x 11.81 x 15.47	152.2	44.23 x 13.80 x 17.77	170.0	NA	NA	Interpolated
200-240	For Axx580: xx = CS, CH, CQ, or YK (NEC)	Axx580-01-273A-2	273	100.00 HP	273	100.00 HP	211	75.00 HP	R8	UL Open, 1, 12	38.00 x 11.81 x 15.47	152.2	44.23 x 13.80 x 17.77	170.0	NA	NA	Interpolated
440-480		Axx580-01-240A-4	NA	NA	240	200.00 HP	180	150.00 HP	R8	UL Open, 1, 12	38.00 x 11.81 x 15.47	152.2	44.23 x 13.80 x 17.77	170.0	NA	NA	Interpolated
		Axx580-01-260A-4	NA	NA	260	200.00 HP	240	150.00 HP	R8	UL Open, 1, 12	38.00 x 11.81 x 15.47	152.2	44.23 x 13.80 x 17.77	170.0	NA	NA	Interpolated
575-600		Axx580-01-144A-6	NA	NA	144	150.00 HP	125	125.00 HP	R8	UL Open, 1, 12	38.00 x 11.81 x 15.47	152.2	44.23 x 13.80 x 17.77	170.0	NA	NA	Interpolated
380-480	For ACx580: x = S, H, or Q (IEC)	ACx580-01-363A-4	363	200.00 kW	345	200.00 kW	293	160.00 kW	R9	IP 20, 21, 55	37.60 x 14.96 x 16.46	205.0	46.75 x 16.95 x 18.60	205.0	NA	NA	Interpolated
		ACx580-01-430A-4	430	250.00 kW	400	200.00 kW	363	200.00 kW	R9	IP 20, 21, 55	37.60 x 14.96 x 16.46	205.0	46.75 x 16.95 x 18.60	205.0	NA	NA	Interpolated
575-600		ACx580-01-192A-6	NA	NA	192	150.00 kW	144	110.00 kW	R9	IP 20, 21, 55	37.60 x 14.96 x 16.46	205.0	46.75 x 16.95 x 18.60	205.0	NA	NA	Interpolated
		ACx580-01-242A-6	NA	NA	242	180.00 kW	192	150.00 kW	R9	IP 20, 21, 55	37.60 x 14.96 x 16.46	205.0	46.75 x 16.95 x 18.60	205.0	NA	NA	Interpolated
		ACx580-01-271A-6	NA	NA	257	180.00 kW	210	150.00 kW	R9	IP 20, 21, 55	37.60 x 14.96 x 16.46	205.0	46.75 x 16.95 x 18.60	205.0	NA	NA	Interpolated
	For Axx580: xx = CS, CH, CQ, or YK (NEC)	Axx580-01-192A-6	NA	NA	192	200.00 HP	144	150.00 HP	R9	UL Open, 1, 12	37.60 x 14.96 x 16.46	205.0	46.75 x 16.95 x 18.60	205.0	NA	NA	Interpolated
		Axx580-01-242A-6	NA	NA	242	250.00 HP	192	200.00 HP	R9	UL Open, 1, 12	37.60 x 14.96 x 16.46	205.0	46.75 x 16.95 x 18.60	205.0	NA	NA	Interpolated
		Axx580-01-271A-6	NA	NA	271	250.00 HP	210	200.00 HP	R9	UL Open, 1, 12	37.60 x 14.96 x 16.46	205.0	46.75 x 16.95 x 18.60	205.0	NA	NA	Interpolated
440-480		Axx580-01-302A-4	NA	NA	302	250.00 HP	260	200.00 HP	R9	UL Open, 1, 12	37.60 x 14.96 x 16.46	205.0	46.75 x 16.95 x 18.60	205.0	NA	NA	Interpolated
		Axx580-01-361A-4	NA	NA	361	300.00 HP	302	250.00 HP	R9	UL Open, 1, 12	37.60 x 14.96 x 16.46	205.0	46.75 x 16.95 x 18.60	205.0	NA	NA	Interpolated
		Axx580-01-414A-4	NA	NA	414	350.00 HP	361	300.00 HP	R9	UL Open, 1, 12	37.60 x 14.96 x 16.46	205.0	46.75 x 16.95 x 18.60	205.0	NA	NA	Interpolated
200-240	For ACx580: x = S, H, or Q (IEC)	ACx580-01-343A-2	NA	NA	343	125.00 HP	273	100.00HP	R9	UL Open, 1, 12	37.60 x 14.96 x 16.46	205.0	46.75 x 16.95 x 18.60	205.0	NA	NA	Interpolated
		ACx580-01-396A-2	NA	NA	396	150.00 HP	340	125.00 HP	R9	UL Open, 1, 12	37.60 x 14.96 x 16.46	205.0	46.75 x 16.95 x 18.60	205.0	NA	NA	Interpolated
380-415	ACS880 See Note 2 below	ACS880-01-363A-3	363	200.00 kW	345	200.00 kW	293	160.00 kW	R9	UL Open, 1, 12; IP 20,21,55	37.60 x 14.96 x 16.27	205.0	46.75 x 16.95 x 18.78	205.0	NA	NA	Interpolated
		ACS880-01-430A-3	430	250.00 kW	400	250.00 kW	363	200.00 kW	R9	UL Open, 1, 12; IP 20,21,55	37.60 x 14.96 x 16.27	205.0	46.75 x 16.95 x 18.78	205.0	NA	NA	Interpolated
525-690		ACS880-01-210A-7	NA	NA	242	250.00 HP	192	200.00 HP	R9	UL Open, 1, 12; IP 20,21,55	37.60 x 14.96 x 16.27	205.0	46.75 x 16.95 x 18.78	205.0	NA	NA	Interpolated
		ACS880-01-271A-7	NA	NA	271	250.00 HP	242	250.00 HP	R9	UL Open, 1, 12; IP 20,21,55	37.60 x 14.96 x 16.27	205.0	46.75 x 16.95 x 18.78	205.0	NA	NA	Interpolated
380-500		ACS880-01-302A-5	NA	NA	302	250.00 HP	360	200.00 HP	R9	UL Open, 1, 12; IP 20,21,55	37.60 x 14.96 x 16.27	205.0	46.75 x 16.95 x 18.78	205.0	NA	NA	Interpolated
		ACS880-01-361A-5	NA	NA	361	300.00 HP	302	250.00 HP	R9	UL Open, 1, 12; IP 20,21,55	37.60 x 14.96 x 16.27	205.0	46.75 x 16.95 x 18.78	205.0	NA	NA	Interpolated
		ACS880-01-414A-5	NA	NA	414	350.00 kW	361	300.00 HP	R9	UL Open, 1, 12; IP 20,21,55	37.60 x 14.96 x 16.27	205.0	46.75 x 16.95 x 18.78	205.0	NA	NA	Interpolated
		ACS880-01-414A-5	NA	NA	414	350.00 kW	361	300.00 HP	R9	Type 12	-	-	27.0[7] x 14.0 x 16.0	205.0	-	-	UUT-13

Notes:
1. ABB is the manufacturer for all units.
2. For ACS880-01-xxxx-2, -5, -7 both NEC and IEC ratings apply. Table shows only NEC rating. ACS880-01-xxxx-3 is only available as an IEC rating.
3. Flange Kit options are available for all units, Type Code +C135
4. All units were tested in rigid and isolated mounting configurations to SDS=2.0 at z/h=1.0, and SDS=2.5 at z/h=0.0.
5. When an Optional Subcomponent is present, its Type Code is appended to the model number
6. AYK580-01 units are identical to ACx580-01 units other than software and branding
7. UUT height measurement does not include drip hood
8. Certified 580-01 & 880-01 Drives can also be used as a certified subcomponent within certified Panels

CODE COMPLIANCE CA
OSP-0575
BY: Mohammad Kaviani
2022 CALIFORNIA BUILDING CODE

Table 5 - Certified Products - Drives - 580-31 & 880-11, -31 - Wall Mount Units

System Voltage [V]	Model[5,7]	Construction	ABB Model Number	Normal Duty Ratings		Light Duty Ratings		Heavy Duty Ratings		Frame Size	Available Enclosure Types	Type 1		Type 12		UUT
				Current [A]	kW / HP	Current [A]	kW / HP	Current [A]	kW / HP			Max Dimensions H x W x D [in]	Max Drv. Wt. [lb]	Max Dimensions H x W x D [in]	Max Drv. Wt. [lb]	
380-415	ACS880 See Note 2 below	-11, -31, -OEMUx where OEM = any OEM code	ACS880-xx-09A4-3	10	4.00 kW	9.5	4.00 kW	8	3.00 kW	R3	UL Open, 1, 12; IP 20,21,55	19.49 x 8.07 x 14.02	47	19.49 x 8.07 x 14.17	51.4	Interpolated
			ACS880-xx-12A6-3	12.9	5.50 kW	12	5.50 kW	10	4.00 kW	R3	UL Open, 1, 12; IP 20,21,55	19.49 x 8.07 x 14.02	47	19.49 x 8.07 x 14.17	51.4	Interpolated
			ACS880-xx-017A-3	17	7.50 kW	16	7.50 kW	12.9	5.40 kW	R3	UL Open, 1, 12; IP 20,21,55	19.49 x 8.07 x 14.02	47	19.49 x 8.07 x 14.17	51.4	Interpolated
			ACS880-xx-025A-3	25	11.00 kW	24	11.00 kW	17	7.50 kW	R3	UL Open, 1, 12; IP 20,21,55	19.49 x 8.07 x 14.02	47	19.49 x 8.07 x 14.17	51.4	Interpolated
380-500			ACS880-xx-07A6-5	NA	NA	7.6	5.00 HP	5.2	3.00 HP	R3	UL Open, 1, 12; IP 20,21,55	19.49 x 8.07 x 14.02	47	19.49 x 8.07 x 14.17	51.4	Interpolated
			ACS880-xx-11A0-5	NA	NA	11	7.50 HP	7.6	5.00 HP	R3	UL Open, 1, 12; IP 20,21,55	19.49 x 8.07 x 14.02	47	19.49 x 8.07 x 14.17	51.4	Interpolated
			ACS880-xx-014A-5	NA	NA	14	10.00 HP	11	7.50 HP	R3	UL Open, 1, 12; IP 20,21,55	19.49 x 8.07 x 14.02	47	19.49 x 8.07 x 14.17	51.4	Interpolated
			ACS880-xx-021A-5	NA	NA	21	15.00 HP	14	10.00 HP	R3	UL Open, 1, 12; IP 20,21,55	19.49 x 8.07 x 14.02	47	19.49 x 8.07 x 14.17	51.4	Interpolated
200-240	For Axx580: xx = CS, CH, CQ, or YK (NEC)	-31, -OEMUx where OEM = any OEM code	Axx580-31-017A-2	NA	NA	16.7	5.00 HP	10.6	3.00 HP	R3	UL Open, 1, 12	19.49 x 8.07 x 14.02	47	19.49 x 8.07 x 14.17	51.4	Interpolated
			Axx580-31-024A-2	NA	NA	24.2	7.5 HP	16.7	5.00 HP	R3	UL Open, 1, 12	19.49 x 8.07 x 14.02	47	19.49 x 8.07 x 14.17	51.4	Interpolated
480			Axx580-31-07A6-4	NA	NA	7.6	5.00 HP	5.2	3.00 HP	R3	UL Open, 1, 12	19.49 x 8.07 x 14.02	47	19.49 x 8.07 x 14.17	51.4	Interpolated
			ACH580-31-07A6-4	NA	NA	7.6	5.00 HP	5.2	3.00 HP	R3	Type 1	19.49 x 8.07 x 14.02	47			UUT-22[5], UUT-25[6]
			Axx580-31-012A-4	NA	NA	12	7.50 HP	7.6	5.00 HP	R3	UL Open, 1, 12	19.49 x 8.07 x 14.02	47	19.49 x 8.07 x 14.17	51.4	Interpolated
			Axx580-31-014A-4	NA	NA	14	10.00 HP	12	7.50 HP	R3	UL Open, 1, 12	19.49 x 8.07 x 14.02	47	19.49 x 8.07 x 14.17	51.4	Interpolated
			Axx580-31-023A-4	NA	NA	23	15.00 HP	14	10.00 HP	R3	UL Open, 1, 12	19.49 x 8.07 x 14.02	47	19.49 x 8.07 x 14.17	51.4	Interpolated
			ACH580-31-023A-4	NA	NA	23	15.00 HP	14	10.00 HP	R3	UL 1	20.0 x 8.0 x 14.0	44	-	-	UUT-03, UUT-38A,B[6]
400	For ACx580: x = S, H, or Q (IEC)		ACx580-31-09A5-4	9.4	4.00 kW	8.9	4.00 kW	NA	NA	R3	IP 20,21,55	19.49 x 8.07 x 14.02	47	19.49 x 8.07 x 14.17	51.4	Interpolated
			ACx580-31-12A7-4	12.6	5.50 kW	12	5.50 kW	NA	NA	R3	IP 20,21,55	19.49 x 8.07 x 14.02	47	19.49 x 8.07 x 14.17	51.4	Interpolated
			ACx580-31-018A-4	17	7.50 kW	16.2	7.50 kW	NA	NA	R3	IP 20,21,55	19.49 x 8.07 x 14.02	47	19.49 x 8.07 x 14.17	51.4	Interpolated
			ACx580-31-026A-4	25	11.00 kW	23.8	11.00 kW	NA	NA	R3	IP 20,21,55	19.49 x 8.07 x 14.02	47	19.49 x 8.07 x 14.17	51.4	Interpolated
480			ACx580-31-09A5-4	NA	NA	7.6	5.00 HP	5.2	3.00 HP	R3	IP 20,21,55	19.49 x 8.07 x 14.02	47	19.49 x 8.07 x 14.17	51.4	Interpolated
			ACx580-31-12A7-4	NA	NA	12	7.50 HP	7.6	5.00 HP	R3	IP 20,21,55	19.49 x 8.07 x 14.02	47	19.49 x 8.07 x 14.17	51.4	Interpolated
			ACx580-31-018A-4	NA	NA	14	10.00 HP	12	7.50 HP	R3	IP 20,21,55	19.49 x 8.07 x 14.02	47	19.49 x 8.07 x 14.17	51.4	Interpolated
			ACx580-31-026A-4	NA	NA	23	15.00 HP	14	10.00 HP	R3	IP 20,21,55	19.49 x 8.07 x 14.02	47	19.49 x 8.07 x 14.17	51.4	Interpolated
380-415	ACS880 See Note 2 below	-11, -31, -OEMUx where OEM = any OEM code	ACS880-xx-032A-3	32	15.00 kW	30	15.00 kW	25	11.00 kW	R6	UL Open, 1, 12; IP 20,21,55	30.35 x 9.92 x 15.44	134.5	36.56 x 11.46 x 17.64	138.9	Interpolated
			ACS880-xx-038A-3	38	18.50 kW	36	18.50 kW	32	15.00 kW	R6	UL Open, 1, 12; IP 20,21,55	30.35 x 9.92 x 15.44	134.5	36.56 x 11.46 x 17.64	138.9	Interpolated
			ACS880-xx-045A-3	45	22.00 kW	43	22.00 kW	38	18.50 kW	R6	UL Open, 1, 12; IP 20,21,55	30.35 x 9.92 x 15.44	134.5	36.56 x 11.46 x 17.64	138.9	Interpolated
			ACS880-xx-061A-3	61	30.00 kW	58	30.00 kW	45	22.00 kW	R6	UL Open, 1, 12; IP 20,21,55	30.35 x 9.92 x 15.44	134.5	36.56 x 11.46 x 17.64	138.9	Interpolated
			ACS880-xx-072A-3	72	37.00 kW	68	37.00 kW	61	30.00 kW	R6	UL Open, 1, 12; IP 20,21,55	30.35 x 9.92 x 15.44	134.5	36.56 x 11.46 x 17.64	138.9	Interpolated
			ACS880-xx-087A-3	87	45.00 kW	83	45.00 kW	72	37.00 kW	R6	UL Open, 1, 12; IP 20,21,55	30.35 x 9.92 x 15.44	134.5	36.56 x 11.46 x 17.64	138.9	Interpolated
380-500			ACS880-xx-027A-5	NA	NA	27	20.00 HP	21	15.00 HP	R6	UL Open, 1, 12; IP 20,21,55	30.35 x 9.92 x 15.44	134.5	36.56 x 11.46 x 17.64	138.9	Interpolated
			ACS880-xx-034A-5	NA	NA	34	25.00 HP	27	20.00 HP	R6	UL Open, 1, 12; IP 20,21,55	30.35 x 9.92 x 15.44	134.5	36.56 x 11.46 x 17.64	138.9	Interpolated
			ACS880-xx-040A-5	NA	NA	40	30.00 HP	34	25.00 HP	R6	UL Open, 1, 12; IP 20,21,55	30.35 x 9.92 x 15.44	134.5	36.56 x 11.46 x 17.64	138.9	Interpolated
			ACS880-xx-052A-5	NA	NA	52	40.00 HP	40	30.00 HP	R6	UL Open, 1, 12; IP 20,21,55	30.35 x 9.92 x 15.44	134.5	36.56 x 11.46 x 17.64	138.9	Interpolated
			ACS880-xx-065A-5	NA	NA	65	50.00 HP	52	40.00 HP	R6	UL Open, 1, 12; IP 20,21,55	30.35 x 9.92 x 15.44	134.5	36.56 x 11.46 x 17.64	138.9	Interpolated
			ACS880-xx-077A-5	NA	NA	77	60.00 HP	65	50.00 HP	R6	UL Open, 1, 12; IP 20,21,55	30.35 x 9.92 x 15.44	134.5	36.56 x 11.46 x 17.64	138.9	Interpolated

Notes:
1. ABB is the manufacturer for all units.
2. For ACS880-xx-xxxx-5 both NEC and IEC ratings apply. Table shows only NEC rating. ACS880-xx-xxxx-3 is only available as an IEC rating.
3. All units were tested in rigid and isolated mounting configurations to SDS=2.0 at z/h=1.0, and SDS=2.5 at z/h=0.0.
4. When an Optional Subcomponent is present, its Type Code is appended to the model number
5. AYK580-01 units are identical to ACx580-01 units other than software and branding
6. Listed drive model was a subcomponent within the UUT
7. Certified 580-31 & 880-11, -31 Drives can also be certified subcomponents within Panels

Table 5 - Certified Products - Drives - 580-31 & 880-11, -31 - Wall Mount Units (Cont.)

System Voltage [V]	Model[5,7]	Construction	ABB Model Number	Normal Duty Ratings		Light Duty Ratings		Heavy Duty Ratings		Frame Size	Available Enclosure Types	Type 1		Type 12		UUT
				Current [A]	kW / HP	Current [A]	kW / HP	Current [A]	kW / HP			Max Dimensions H x W x D [in]	Max Drv. Wt. [lb]	Max Dimensions H x W x D [in]	Max Drv. Wt. [lb]	
200-240	For Axx580: xx = CS, CH, CQ, or YK (NEC)	-31, -OEMUx where OEM = any OEM code	ACx580-31-031A-2	NA	NA	30.8	10.00 HP	24.2	7.5	R6	UL Open, 1, 12	30.35 x 9.92 x 15.44	134.5	36.56 x 11.46 x 17.64	138.9	Interpolated
			ACx580-31-046A-2	NA	NA	46.2	15.00 HP	30.8	10	R6	UL Open, 1, 12	30.35 x 9.92 x 15.44	134.5	36.56 x 11.46 x 17.64	138.9	Interpolated
			ACx580-31-059A-2	NA	NA	59.4	20.00 HP	46.2	15	R6	UL Open, 1, 12	30.35 x 9.92 x 15.44	134.5	36.56 x 11.46 x 17.64	138.9	Interpolated
			ACx580-31-075A-2	NA	NA	74.8	25.00 HP	59.4	20	R6	UL Open, 1, 12	30.35 x 9.92 x 15.44	134.5	36.56 x 11.46 x 17.64	138.9	Interpolated
			ACx580-31-088A-2	NA	NA	88	30.00 HP	74.8	25	R6	UL Open, 1, 12	30.35 x 9.92 x 15.44	134.5	36.56 x 11.46 x 17.64	138.9	Interpolated
480			Axx580-31-027A-4	NA	NA	27	20.00 HP	23	15.00 HP	R6	UL Open, 1, 12	30.35 x 9.92 x 15.44	134.5	36.56 x 11.46 x 17.64	138.9	Interpolated
			Axx580-31-034A-4	NA	NA	34	25.00 HP	27	20.00 HP	R6	UL Open, 1, 12	30.35 x 9.92 x 15.44	134.5	36.56 x 11.46 x 17.64	138.9	Interpolated
			Axx580-31-044A-4	NA	NA	44	30.00 HP	34	25.00 HP	R6	UL Open, 1, 12	30.35 x 9.92 x 15.44	134.5	36.56 x 11.46 x 17.64	138.9	Interpolated
			Axx580-31-052A-4	NA	NA	52	40.00 HP	44	30.00 HP	R6	UL Open, 1, 12	30.35 x 9.92 x 15.44	134.5	36.56 x 11.46 x 17.64	138.9	Interpolated
			Axx580-31-065A-4	NA	NA	65	50.00 HP	52	40.00 HP	R6	UL Open, 1, 12	30.35 x 9.92 x 15.44	134.5	36.56 x 11.46 x 17.64	138.9	Interpolated
			Axx580-31-077A-4	NA	NA	77	60.00 HP	65	50.00 HP	R6	UL Open, 1, 12	30.35 x 9.92 x 15.44	134.5	36.56 x 11.46 x 17.64	138.9	Interpolated
			ACH580-31-077A-4	NA	NA	77	60.00 HP	65	50.00 HP	R6	Type 1	30.35 x 9.92 x 15.44	134.5	-	-	UUT-23[8], UUT-26[8], UUT-39A,B[8]
400	For ACx580: x = S, H, or Q (IEC)		ACx580-31-033A-4	32	15.00 kW	30.4	15.00 kW	NA	NA	R6	IP 20,21,55	30.35 x 9.92 x 15.44	134.5	36.56 x 11.46 x 17.64	138.9	Interpolated
			ACx580-31-039A-4	38	18.50 kW	36.1	18.50 kW	NA	NA	R6	IP 20,21,55	30.35 x 9.92 x 15.44	134.5	36.56 x 11.46 x 17.64	138.9	Interpolated
			ACx580-31-046A-4	45	22.00 kW	42.8	22.00 kW	NA	NA	R6	IP 20,21,55	30.35 x 9.92 x 15.44	134.5	36.56 x 11.46 x 17.64	138.9	Interpolated
			ACx580-31-062A-4	62	30.00 kW	58.9	30.00 kW	NA	NA	R6	IP 20,21,55	30.35 x 9.92 x 15.44	134.5	36.56 x 11.46 x 17.64	138.9	Interpolated
			ACx580-31-073A-4	73	37.00 kW	69.4	37.00 kW	NA	NA	R6	IP 20,21,55	30.35 x 9.92 x 15.44	134.5	36.56 x 11.46 x 17.64	138.9	Interpolated
			ACx580-31-088A-4	88	45.00 kW	83.6	45.00 kW	NA	NA	R6	IP 20,21,55	30.35 x 9.92 x 15.44	134.5	36.56 x 11.46 x 17.64	138.9	Interpolated
480			ACx580-31-033A-4	NA	NA	27	20.00 HP	23	15.00 HP	R6	IP 20,21,55	30.35 x 9.92 x 15.44	134.5	36.56 x 11.46 x 17.64	138.9	Interpolated
			ACx580-31-039A-4	NA	NA	34	25.00 HP	27	20.00 HP	R6	IP 20,21,55	30.35 x 9.92 x 15.44	134.5	36.56 x 11.46 x 17.64	138.9	Interpolated
			ACx580-31-046A-4	NA	NA	44	30.00 HP	34	25.00 HP	R6	IP 20,21,55	30.35 x 9.92 x 15.44	134.5	36.56 x 11.46 x 17.64	138.9	Interpolated
			ACx580-31-062A-4	NA	NA	52	40.00 HP	44	30.00 HP	R6	IP 20,21,55	30.35 x 9.92 x 15.44	134.5	36.56 x 11.46 x 17.64	138.9	Interpolated
			ACx580-31-073A-4	NA	NA	65	50.00 HP	52	40.00 HP	R6	IP 20,21,55	30.35 x 9.92 x 15.44	134.5	36.56 x 11.46 x 17.64	138.9	Interpolated
			ACx580-31-088A-4	NA	NA	77	60.00 HP	65	50.00 HP	R6	IP 20,21,55	30.35 x 9.92 x 15.44	134.5	36.56 x 11.46 x 17.64	138.9	Interpolated
	For Axx580: xx = CS, CH, CQ, or YK (NEC)		Axx580-31-96A-4	NA	NA	96	75.00 HP	NA	NA	R8	UL Open, 1, 12	38.01 x 11.81 x 16.94	224.9	44.39 x 13.80 x 19.53	238.1	Interpolated
			Axx580-31-124A-4	NA	NA	124	100.00 HP	NA	NA	R8	UL Open, 1, 12	38.01 x 11.81 x 16.94	224.9	44.39 x 13.80 x 19.53	238.1	Interpolated
			Axx580-31-156A-4	NA	NA	156	125.00 HP	NA	NA	R8	UL Open, 1, 12	38.01 x 11.81 x 16.94	224.9	44.39 x 13.80 x 19.53	238.1	Interpolated
			Axx580-31-180A-4	NA	NA	180	150.00 HP	NA	NA	R8	UL Open, 1, 12	38.01 x 11.81 x 16.94	224.9	44.39 x 13.80 x 19.53	238.1	Interpolated
			ACH580-31-180A-4	NA	NA	180	150.00 HP	NA	NA	R8	Type 1	38.01 x 11.81 x 16.94	224.9	-	-	UUT-24[8]
480	For ACx580: x = S, H, or Q (IEC)		ACx580-31-106A-4	NA	NA	96	75.00 HP	NA	NA	R8	IP 20,21,55	38.01 x 11.81 x 16.94	224.9	44.39 x 13.80 x 19.53	238.1	Interpolated
			ACx580-31-145A-4	NA	NA	124	100.00 HP	NA	NA	R8	IP 20,21,55	38.01 x 11.81 x 16.94	224.9	44.39 x 13.80 x 19.53	238.1	Interpolated
			ACx580-31-169A-4	NA	NA	156	125.00 HP	NA	NA	R8	IP 20,21,55	38.01 x 11.81 x 16.94	224.9	44.39 x 13.80 x 19.53	238.1	Interpolated
			ACx580-31-206A-4	NA	NA	180	150.00 HP	NA	NA	R8	IP 20,21,55	38.01 x 11.81 x 16.94	224.9	44.39 x 13.80 x 19.53	238.1	Interpolated
400			ACx580-31-106A-4	106	55.00 kW	100	55.00 kW	NA	NA	R8	IP 20,21,55	38.01 x 11.81 x 16.94	224.9	44.39 x 13.80 x 19.53	238.1	Interpolated
			ACx580-31-145A-4	145	75.00 kW	138	75.00 kW	NA	NA	R8	IP 20,21,55	38.01 x 11.81 x 16.94	224.9	44.39 x 13.80 x 19.53	238.1	Interpolated
			ACx580-31-169A-4	169	90.00 kW	161	90.00 kW	NA	NA	R8	IP 20,21,55	38.01 x 11.81 x 16.94	224.9	44.39 x 13.80 x 19.53	238.1	Interpolated
			ACx580-31-206A-4	206	110.00 kW	196	110.00 kW	NA	NA	R8	IP 20,21,55	38.01 x 11.81 x 16.94	224.9	44.39 x 13.80 x 19.53	238.1	Interpolated
200-240			ACx580-31-114A-2	NA	NA	114	40.00 HP	88	30.00 HP	R8	IP 20,21,55	38.01 x 11.81 x 16.94	224.9	44.39 x 13.80 x 19.53	238.1	Interpolated
			ACx580-31-143A-2	NA	NA	143	50.00 HP	114	40.00 HP	R8	IP 20,21,55	38.01 x 11.81 x 16.94	224.9	44.39 x 13.80 x 19.53	238.1	Interpolated
			ACx580-31-169A-2	NA	NA	169	60.00 HP	143	50.00 HP	R8	IP 20,21,55	38.01 x 11.81 x 16.94	224.9	44.39 x 13.80 x 19.53	238.1	Interpolated
			ACx580-31-211A-2	NA	NA	211	75.00 HP	169	60.00 HP	R8	IP 20,21,55	38.01 x 11.81 x 16.94	224.9	44.39 x 13.80 x 19.53	238.1	Interpolated
380-415	ACS880 See Note 2 below	-11, -31, -OEMUx where OEM = any OEM code	ACS880-xx-105A-3	105	55.00 kW	100	55.00 kW	87	45.00 kW	R8	UL Open, 1, 12; IP 20,21,55	38.01 x 11.81 x 16.94	224.9	44.39 x 13.80 x 19.53	238.1	Interpolated
			ACS880-xx-145A-3	145	75.00 kW	138	75.00 kW	105	55.00 kW	R8	UL Open, 1, 12; IP 20,21,55	38.01 x 11.81 x 16.94	224.9	44.39 x 13.80 x 19.53	238.1	Interpolated
			ACS880-xx-169A-3	169	90.00 kW	161	90.00 kW	145	75.00 kW	R8	UL Open, 1, 12; IP 20,21,55	38.01 x 11.81 x 16.94	224.9	44.39 x 13.80 x 19.53	238.1	Interpolated
			ACS880-xx-206A-3	206	110.00 kW	196	110.00 kW	169	90.00 kW	R8	UL Open, 1, 12; IP 20,21,55	38.01 x 11.81 x 16.94	224.9	44.39 x 13.80 x 19.53	238.1	Interpolated
380-500			ACS880-xx-101A-5	NA	NA	96	75.00 HP	77	60.00 HP	R8	UL Open, 1, 12; IP 20,21,55	38.01 x 11.81 x 16.94	224.9	44.39 x 13.80 x 19.53	238.1	Interpolated
			ACS880-xx-124A-5	NA	NA	124	100.00 HP	96	75.00 HP	R8	UL Open, 1, 12; IP 20,21,55	38.01 x 11.81 x 16.94	224.9	44.39 x 13.80 x 19.53	238.1	Interpolated
			ACS880-xx-156A-5	NA	NA	156	125.00 HP	124	100.00 HP	R8	UL Open, 1, 12; IP 20,21,55	38.01 x 11.81 x 16.94	224.9	44.39 x 13.80 x 19.53	238.1	Interpolated
			ACS880-xx-180A-5	NA	NA	180	150.00 HP	156	125.00 HP	R8	UL Open, 1, 12; IP 20,21,55	38.01 x 11.81 x 16.94	224.9	44.39 x 13.80 x 19.53	238.1	Interpolated
			ACS880-11-180A-5	NA	NA	180	150.00 HP	156	125.00 HP	R8	Type 12	-	-	38.0[6] x 12.0 x 20.0	268	UUT-04

Notes:
1. ABB is the manufacturer for all units.
2. For ACS880-xx-xxxx-5 both NEC and IEC ratings apply. Table shows only NEC rating. ACS880-xx-xxxx-3 is only available as an IEC rating.
3. All units were tested in rigid and isolated mounting configurations to SDS=2.0 at z/h=1.0, and SDS=2.5 at z/h=0.0.
4. When an Optional Subcomponent is present, its Type Code is appended to the model number
5. AYK580-01 units are identical to ACx580-01 units other than software and branding
6. UUT height measurement does not include drip hood
7. Certified 580-31 & 880-11, -31 Drives can also be certified subcomponents within Panels
8. Listed drive model was a subcomponent within the UUT

UNDER CODE CONTROL
DATE: 11/04/2026
BY: Mohammed Kaif
OSP-0575

Table 6 - Certified Products - Drives - 580-31 & 880-11, -31 - Wall Mount Around Perimeter Using Flange Kit

System Voltage [V]	Model[5,8]	Construction	ABB Model Number	Normal Duty Ratings		Light Duty Ratings		Heavy Duty Ratings		Frame Size	Available Enclosure Types	Type 1		Type 12		UUT
				Current [A]	kW / HP	Current [A]	kW / HP	Current [A]	kW / HP			Max Dimensions H x W x D [in]	Max Drv. Wt. [lb]	Max Dimensions H x W x D [in]	Max Drv. Wt. [lb]	
380-415	ACS880 See Note 2 below	-11, -31, -OEMUx where OEM = any OEM code	ACS880-xx-09A4-3	10	4.00 kW	9.5	4.00 kW	8	3.00 kW	R3	UL Open, 1, 12; IP 20,21,55	19.49 x 8.07 x 14.02	47	19.49 x 8.07 x 14.17	51.4	Interpolated
			ACS880-xx-12A6-3	12.9	5.50 kW	12	5.50 kW	10	4.00 kW	R3	UL Open, 1, 12; IP 20,21,55	19.49 x 8.07 x 14.02	47	19.49 x 8.07 x 14.17	51.4	Interpolated
			ACS880-xx-017A-3	17	7.50 kW	16	7.50 kW	12.9	5.40 kW	R3	UL Open, 1, 12; IP 20,21,55	19.49 x 8.07 x 14.02	47	19.49 x 8.07 x 14.17	51.4	Interpolated
			ACS880-xx-025A-3	25	11.00 kW	24	11.00 kW	17	7.50 kW	R3	UL Open, 1, 12; IP 20,21,55	19.49 x 8.07 x 14.02	47	19.49 x 8.07 x 14.17	51.4	Interpolated
380-500			ACS880-xx-07A6-5	NA	NA	7.6	5.00 HP	5.2	3.00 HP	R3	UL Open, 1, 12; IP 20,21,55	19.49 x 8.07 x 14.02	47	19.49 x 8.07 x 14.17	51.4	Interpolated
			ACS880-xx-11A0-5	NA	NA	11	7.50 HP	7.6	5.00 HP	R3	UL Open, 1, 12; IP 20,21,55	19.49 x 8.07 x 14.02	47	19.49 x 8.07 x 14.17	51.4	Interpolated
			ACS880-xx-014A-5	NA	NA	14	10.00 HP	11	7.50 HP	R3	UL Open, 1, 12; IP 20,21,55	19.49 x 8.07 x 14.02	47	19.49 x 8.07 x 14.17	51.4	Interpolated
			ACS880-xx-021A-5	NA	NA	21	15.00 HP	14	10.00 HP	R3	UL Open, 1, 12; IP 20,21,55	19.49 x 8.07 x 14.02	47	19.49 x 8.07 x 14.17	51.4	Interpolated
200-240	For Axx580: xx = CS, CH, CQ, or YK (NEC)	-31, -OEMUx where OEM = any OEM code	Axx580-31-017A-2	NA	NA	16.7	5.00 HP	10.6	3.00 HP	R3	UL Open, 1, 12	19.49 x 8.07 x 14.02	47	19.49 x 8.07 x 14.17	51.4	Interpolated
			Axx580-31-024A-2	NA	NA	24.2	7.5 HP	16.7	5.00 HP	R3	UL Open, 1, 12	19.49 x 8.07 x 14.02	47	19.49 x 8.07 x 14.17	51.4	Interpolated
480			Axx580-31-07A6-4	NA	NA	7.6	5.00 HP	5.2	3.00 HP	R3	UL Open, 1, 12	19.49 x 8.07 x 14.02	47	19.49 x 8.07 x 14.17	51.4	Interpolated
			Axx580-31-012A-4	NA	NA	12	7.50 HP	7.6	5.00 HP	R3	UL Open, 1, 12	19.49 x 8.07 x 14.02	47	19.49 x 8.07 x 14.17	51.4	Interpolated
			Axx580-31-014A-4	NA	NA	14	10.00 HP	12	7.50 HP	R3	UL Open, 1, 12	19.49 x 8.07 x 14.02	47	19.49 x 8.07 x 14.17	51.4	Interpolated
			Axx580-31-023A-4	NA	NA	23	15.00 HP	14	10.00 HP	R3	UL Open, 1, 12	19.49 x 8.07 x 14.02	47	19.49 x 8.07 x 14.17	51.4	Interpolated
400	For ACx580: x = S, H, or Q (IEC)		ACx580-31-09A5-4	9.4	4.00 kW	8.9	4.00 kW	NA	NA	R3	IP 20,21,55	19.49 x 8.07 x 14.02	47	19.49 x 8.07 x 14.17	51.4	Interpolated
			ACx580-31-12A7-4	12.6	5.50 kW	12	5.50 kW	NA	NA	R3	IP 20,21,55	19.49 x 8.07 x 14.02	47	19.49 x 8.07 x 14.17	51.4	Interpolated
			ACx580-31-018A-4	17	7.50 kW	16.2	7.50 kW	NA	NA	R3	IP 20,21,55	19.49 x 8.07 x 14.02	47	19.49 x 8.07 x 14.17	51.4	Interpolated
			ACx580-31-026A-4	25	11.00 kW	23.8	11.00 kW	NA	NA	R3	IP 20,21,55	19.49 x 8.07 x 14.02	47	19.49 x 8.07 x 14.17	51.4	Interpolated
480			ACx580-31-09A5-4	NA	NA	7.6	5.00 HP	5.2	3.00 HP	R3	IP 20,21,55	19.49 x 8.07 x 14.02	47	19.49 x 8.07 x 14.17	51.4	Interpolated
			ACx580-31-12A7-4	NA	NA	12	7.50 HP	7.6	5.00 HP	R3	IP 20,21,55	19.49 x 8.07 x 14.02	47	19.49 x 8.07 x 14.17	51.4	Interpolated
			ACx580-31-018A-4	NA	NA	14	10.00 HP	12	7.50 HP	R3	IP 20,21,55	19.49 x 8.07 x 14.02	47	19.49 x 8.07 x 14.17	51.4	Interpolated
			ACx580-31-026A-4	NA	NA	23	15.00 HP	14	10.00 HP	R3	IP 20,21,55	19.49 x 8.07 x 14.02	47	19.49 x 8.07 x 14.17	51.4	Interpolated
380-415	ACS880 See Note 2 below	-11, -31, -OEMUx where OEM = any OEM code	ACS880-xx-032A-3	32	15.00 kW	30	15.00 kW	25	11.00 kW	R6	UL Open, 1, 12; IP 20,21,55	30.35 x 9.92 x 15.44	134.5	36.56 x 11.46 x 17.64	138.9	Interpolated
			ACS880-xx-038A-3	38	18.50 kW	36	18.50 kW	32	15.00 kW	R6	UL Open, 1, 12; IP 20,21,55	30.35 x 9.92 x 15.44	134.5	36.56 x 11.46 x 17.64	138.9	Interpolated
			ACS880-xx-045A-3	45	22.00 kW	43	22.00 kW	38	18.50 kW	R6	UL Open, 1, 12; IP 20,21,55	30.35 x 9.92 x 15.44	134.5	36.56 x 11.46 x 17.64	138.9	Interpolated
			ACS880-xx-061A-3	61	30.00 kW	58	30.00 kW	45	22.00 kW	R6	UL Open, 1, 12; IP 20,21,55	30.35 x 9.92 x 15.44	134.5	36.56 x 11.46 x 17.64	138.9	Interpolated
			ACS880-xx-072A-3	72	37.00 kW	68	37.00 kW	61	30.00 kW	R6	UL Open, 1, 12; IP 20,21,55	30.35 x 9.92 x 15.44	134.5	36.56 x 11.46 x 17.64	138.9	Interpolated
			ACS880-xx-087A-3	87	45.00 kW	83	45.00 kW	72	37.00 kW	R6	UL Open, 1, 12; IP 20,21,55	30.35 x 9.92 x 15.44	134.5	36.56 x 11.46 x 17.64	138.9	Interpolated
380-500			ACS880-xx-027A-5	NA	NA	27	20.00 HP	21	15.00 HP	R6	UL Open, 1, 12; IP 20,21,55	30.35 x 9.92 x 15.44	134.5	36.56 x 11.46 x 17.64	138.9	Interpolated
			ACS880-xx-034A-5	NA	NA	34	25.00 HP	27	20.00 HP	R6	UL Open, 1, 12; IP 20,21,55	30.35 x 9.92 x 15.44	134.5	36.56 x 11.46 x 17.64	138.9	Interpolated
			ACS880-xx-040A-5	NA	NA	40	30.00 HP	34	25.00 HP	R6	UL Open, 1, 12; IP 20,21,55	30.35 x 9.92 x 15.44	134.5	36.56 x 11.46 x 17.64	138.9	Interpolated
			ACS880-xx-052A-5	NA	NA	52	40.00 HP	40	30.00 HP	R6	UL Open, 1, 12; IP 20,21,55	30.35 x 9.92 x 15.44	134.5	36.56 x 11.46 x 17.64	138.9	Interpolated
			ACS880-xx-065A-5	NA	NA	65	50.00 HP	52	40.00 HP	R6	UL Open, 1, 12; IP 20,21,55	30.35 x 9.92 x 15.44	134.5	36.56 x 11.46 x 17.64	138.9	Interpolated
			ACS880-xx-077A-5	NA	NA	77	60.00 HP	65	50.00 HP	R6	UL Open, 1, 12; IP 20,21,55	30.35 x 9.92 x 15.44	134.5	36.56 x 11.46 x 17.64	138.9	Interpolated
200-240	For Axx580: xx = CS, CH, CQ, or YK (NEC)	-31, -OEMUx where OEM = any OEM code	ACx580-31-031A-2	NA	NA	30.8	10.00 HP	24.2	7.5	R6	UL Open, 1, 12	30.35 x 9.92 x 15.44	134.5	36.56 x 11.46 x 17.64	138.9	Interpolated
			ACx580-31-046A-2	NA	NA	46.2	15.00 HP	30.8	10	R6	UL Open, 1, 12	30.35 x 9.92 x 15.44	134.5	36.56 x 11.46 x 17.64	138.9	Interpolated
			ACx580-31-059A-2	NA	NA	59.4	20.00 HP	46.2	15	R6	UL Open, 1, 12	30.35 x 9.92 x 15.44	134.5	36.56 x 11.46 x 17.64	138.9	Interpolated
			ACx580-31-075A-2	NA	NA	74.8	25.00 HP	59.4	20	R6	UL Open, 1, 12	30.35 x 9.92 x 15.44	134.5	36.56 x 11.46 x 17.64	138.9	Interpolated
480			ACx580-31-088A-2	NA	NA	88	30.00 HP	74.8	25	R6	UL Open, 1, 12	30.35 x 9.92 x 15.44	134.5	36.56 x 11.46 x 17.64	138.9	Interpolated
			Axx580-31-027A-4	NA	NA	27	20.00 HP	23	15.00 HP	R6	UL Open, 1, 12	30.35 x 9.92 x 15.44	134.5	36.56 x 11.46 x 17.64	138.9	Interpolated
			Axx580-31-034A-4	NA	NA	34	25.00 HP	27	20.00 HP	R6	UL Open, 1, 12	30.35 x 9.92 x 15.44	134.5	36.56 x 11.46 x 17.64	138.9	Interpolated
			Axx580-31-044A-4	NA	NA	44	30.00 HP	34	25.00 HP	R6	UL Open, 1, 12	30.35 x 9.92 x 15.44	134.5	36.56 x 11.46 x 17.64	138.9	Interpolated
			Axx580-31-052A-4	NA	NA	52	40.00 HP	44	30.00 HP	R6	UL Open, 1, 12	30.35 x 9.92 x 15.44	134.5	36.56 x 11.46 x 17.64	138.9	Interpolated
			Axx580-31-065A-4	NA	NA	65	50.00 HP	52	40.00 HP	R6	UL Open, 1, 12	30.35 x 9.92 x 15.44	134.5	36.56 x 11.46 x 17.64	138.9	Interpolated
			Axx580-31-077A-4	NA	NA	77	60.00 HP	65	50.00 HP	R6	UL Open, 1, 12	30.35 x 9.92 x 15.44	134.5	36.56 x 11.46 x 17.64	138.9	Interpolated
400	For ACx580: x = S, H, or Q (IEC)		ACx580-31-033A-4	32	15.00 kW	30.4	15.00 kW	NA	NA	R6	IP 20,21,55	30.35 x 9.92 x 15.44	134.5	36.56 x 11.46 x 17.64	138.9	Interpolated
			ACx580-31-039A-4	38	18.50 kW	36.1	18.50 kW	NA	NA	R6	IP 20,21,55	30.35 x 9.92 x 15.44	134.5	36.56 x 11.46 x 17.64	138.9	Interpolated
			ACx580-31-046A-4	45	22.00 kW	42.8	22.00 kW	NA	NA	R6	IP 20,21,55	30.35 x 9.92 x 15.44	134.5	36.56 x 11.46 x 17.64	138.9	Interpolated
			ACx580-31-062A-4	62	30.00 kW	58.9	30.00 kW	NA	NA	R6	IP 20,21,55	30.35 x 9.92 x 15.44	134.5	36.56 x 11.46 x 17.64	138.9	Interpolated
			ACx580-31-073A-4	73	37.00 kW	69.4	37.00 kW	NA	NA	R6	IP 20,21,55	30.35 x 9.92 x 15.44	134.5	36.56 x 11.46 x 17.64	138.9	Interpolated
			ACx580-31-088A-4	88	45.00 kW	83.6	45.00 kW	NA	NA	R6	IP 20,21,55	30.35 x 9.92 x 15.44	134.5	36.56 x 11.46 x 17.64	138.9	Interpolated
480			ACx580-31-033A-4	NA	NA	27	20.00 HP	23	15.00 HP	R6	IP 20,21,55	30.35 x 9.92 x 15.44	134.5	36.56 x 11.46 x 17.64	138.9	Interpolated
			ACx580-31-039A-4	NA	NA	34	25.00 HP	27	20.00 HP	R6	IP 20,21,55	30.35 x 9.92 x 15.44	134.5	36.56 x 11.46 x 17.64	138.9	Interpolated
			ACx580-31-046A-4	NA	NA	44	30.00 HP	34	25.00 HP	R6	IP 20,21,55	30.35 x 9.92 x 15.44	134.5	36.56 x 11.46 x 17.64	138.9	Interpolated
			ACx580-31-062A-4	NA	NA	52	40.00 HP	44	30.00 HP	R6	IP 20,21,55	30.35 x 9.92 x 15.44	134.5	36.56 x 11.46 x 17.64	138.9	Interpolated
			ACx580-31-073A-4	NA	NA	65	50.00 HP	52	40.00 HP	R6	IP 20,21,55	30.35 x 9.92 x 15.44	134.5	36.56 x 11.46 x 17.64	138.9	Interpolated
			ACx580-31-088A-4	NA	NA	77	60.00 HP	65	50.00 HP	R6	IP 20,21,55	30.35 x 9.92 x 15.44	134.5	36.56 x 11.46 x 17.64	138.9	Interpolated

Notes:
1. ABB is the manufacturer for all units.
2. For ACS880-xx-xxxx-5 both NEC and IEC ratings apply. Table shows only NEC rating. ACS880-xx-xxxx-3 is only available as an IEC rating.
3. All units were tested in rigid and isolated mounting configurations to SDS=2.0 at z/h=1.0, and SDS=2.5 at z/h=0.0.
4. When an Optional Subcomponent is present, its Type Code is appended to the model number
5. AYK580-01 units are identical to ACx580-01 units other than software and branding
6. UUT height measurement does not include drip hood
7. Flange kits tested on 580-01 & 880-01 models similar in construction, material and mounting to 580-31 & 880-11, -31 models; weight limited by UUT-13
8. Certified 580-31 & 880-11, -31 Drives can also be certified subcomponents within Panels

Table 7 - Certified Products - Drives - Axx580-31,-34 - Combination Rigid Floor and Wall Mounted

System Voltage [V]	Model[3]	Construction	ABB Model Number	Normal Duty		Light Duty		Heavy Duty		Frame Size	Available Enclosure Types	Max Dimensions H x W x D [in]	Max Drive Weight [lb]	UUT
				Current [A]	kW / HP	Current [A]	kW / HP	Current [A]	kW / HP					
200-240	For Axx580: xx = CS, CH, CQ, or YK (NEC)	-31, -OEMUx where OEM = any OEM code	ACx580-31-031A-2	NA	NA	30.8	10 HP	24.2	7.5	R6	UL Open, 1, 12	36.56 x 11.46 x 17.64	138.9	Extrapolated
			ACx580-31-046A-2	NA	NA	46.2	15 HP	30.8	10	R6	UL Open, 1, 12	36.56 x 11.46 x 17.64	138.9	Extrapolated
			ACx580-31-059A-2	NA	NA	59.4	20 HP	46.2	15	R6	UL Open, 1, 12	36.56 x 11.46 x 17.64	138.9	Extrapolated
			ACx580-31-075A-2	NA	NA	74.8	25 HP	59.4	20	R6	UL Open, 1, 12	36.56 x 11.46 x 17.64	138.9	Extrapolated
			ACx580-31-088A-2	NA	NA	88	30 HP	74.8	25	R6	UL Open, 1, 12	36.56 x 11.46 x 17.64	138.9	Extrapolated
480			Axx580-31-027A-4	NA	NA	27	20 HP	23	15 HP	R6	UL Open, 1, 12	36.56 x 11.46 x 17.64	138.9	Extrapolated
			Axx580-31-034A-4	NA	NA	34	25 HP	27	20 HP	R6	UL Open, 1, 12	36.56 x 11.46 x 17.64	138.9	Extrapolated
			Axx580-31-044A-4	NA	NA	44	30 HP	34	25 HP	R6	UL Open, 1, 12	36.56 x 11.46 x 17.64	138.9	Extrapolated
			Axx580-31-052A-4	NA	NA	52	40 HP	44	30 HP	R6	UL Open, 1, 12	36.56 x 11.46 x 17.64	138.9	Extrapolated
			Axx580-31-065A-4	NA	NA	65	50 HP	52	40 HP	R6	UL Open, 1, 12	36.56 x 11.46 x 17.64	138.9	Extrapolated
			Axx580-31-077A-4	NA	NA	77	60 HP	65	50 HP	R6	UL Open, 1, 12	36.56 x 11.46 x 17.64	138.9	Extrapolated
			Axx580-31-180A-4	NA	NA	180	150 HP	NA	NA	R8	UL Open, 1, 12	38.01 x 11.81 x 16.94	224.9	Extrapolated
			ACH580-31-180A-4	NA	NA	180	150 HP	NA	NA	R8	Type 1	38.01 x 11.81 x 16.94	224.9	UUT-27[5]
380-480	ACx580 x = S,or H	34	ACx580-34-240A-4	240A	200HP	NA	NA	NA	NA	R11	IP20, UL Open	68.54 x 28.07 x 20.16	805	Extrapolated
			ACx580-34-302A-4	302A	250HP	NA	NA	NA	NA	R11	IP20, UL Open	68.54 x 28.07 x 20.16	805	Extrapolated
			ACx580-34-361A-4	361A	300HP	NA	NA	NA	NA	R11	IP20, UL Open	68.54 x 28.07 x 20.16	805	Extrapolated
			ACx580-34-414A-4	414A	350HP	NA	NA	NA	NA	R11	IP20, UL Open	68.54 x 28.07 x 20.16	805	Extrapolated
			ACx580-34-477A-4	477A	400HP	NA	NA	NA	NA	R11	IP20, UL Open	68.54 x 28.07 x 20.16	805	Extrapolated
			ACH580-34-477A-4	477A	400HP	NA	NA	NA	NA	R11	IP20, UL Open	68.54 x 28.07 x 20.16	805	UUT-28[5], UUT-29[5]

Notes:
1. ABB is the manufacturer for all units.
2. All units were tested in rigid and isolated mounting configurations to S_{DS}=2.0 at z/h=1.0, and S_{DS}=2.5 at z/h=0.0 (or greater).
3. Certified Axx580-31, -34 Drives can also be used as a certified subcomponent within certified Panels
4. AYK580-01 units are identical to ACx580-01 units other than software and branding
5. Listed drive model was a subcomponent within the UUT

OSHPD PREAPPROVED FOR CODE COMPLIANCE IN CALIFORNIA BUILDING CODE, 2025
OSP-0575
DATE: 11/04/2026
BY: Mohammad Karim

Table 8 - Certified Products - Drives - ACx180-04y - Wall Mounted

System Voltage [V]	Model[3]	Construction	ABB Model Number[1,2]	Normal Duty		Light Duty		Heavy Duty		Frame Size	Available Enclosure Types	Max Dimensions H x W x D [in]	Max Drive Weight [lb]	UUT
				Current [A]	kW / HP	Current [A]	kW / HP	Current [A]	kW / HP					
115-120	ACx180 x=S, or H	04y y = S, or N	ACx180-04y-02A4-0	2.4	0.5 HP	2.4	0.5 HP	1.8	0.33 HP	R1	IP20, UL Open	8.66 x 2.76 x 5.63	3	Extrapolated
			ACx180-04y-03A7-0	3.7	0.75 HP	3.5	0.75 HP	2.4	0.5 HP	R1	IP20, UL Open	8.66 x 2.76 x 5.63	3	Extrapolated
			ACx180-04y-04A8-0	4.8	1 HP	4.6	1 HP	3.5	0.75 HP	R1	IP20, UL Open	8.66 x 2.76 x 5.63	3	Extrapolated
			ACx180-04y-06A9-0	6.9	1.5 HP	6.6	1.5 HP	4.6	1 HP	R1	IP20, UL Open	8.66 x 2.76 x 5.63	3	Extrapolated
200-240	ACx180 x=S, or H	04y y = S, or N	ACx180-04y-02A4-1	2.4	0.5 HP	2.4	0.5 HP	1.8	0.33 HP	R0	IP20, UL Open	8.23 x 2.76 x 5.63	2.2	Extrapolated
			ACx180-04y-03A7-1	3.7	0.75 HP	3.5	0.75 HP	2.4	0.5 HP	R0	IP20, UL Open	8.23 x 2.76 x 5.63	2.2	Extrapolated
			ACx180-04y-04A8-1	4.8	1 HP	4.6	1 HP	3.7	0.75 HP	R0	IP20, UL Open	8.23 x 2.76 x 5.63	2.2	Extrapolated
			ACx180-04y-06A9-1	6.9	1.5 HP	6.6	1.5 HP	4.5	1 HP	R1	IP20, UL Open	8.66 x 2.76 x 5.63	3	Extrapolated
			ACx180-04y-07A8-1	7.8	2 HP	7.5	2 HP	6.6	1.5 HP	R1	IP20, UL Open	8.66 x 2.76 x 5.63	3	Extrapolated
			ACx180-04y-09A8-1	9.8	3 HP	9.8	3 HP	7.5	2 HP	R1	IP20, UL Open	8.66 x 2.76 x 5.63	3	Extrapolated
			ACx180-04y-12A2-1	12.2	3 HP	11.6	3 HP	9.8	3 HP	R2	IP20, UL Open	9.06 x 4.72 x 5.63	4.5	Extrapolated
			ACx180-04y-02A4-2	2.4	0.5 HP	2.3	0.5 HP	1.8	0.33 HP	R0	IP20, UL Open	8.23 x 2.76 x 5.63	2.2	Extrapolated
			ACx180-04y-03A7-2	3.7	0.75 HP	3.5	0.75 HP	2.4	0.5 HP	R0	IP20, UL Open	7.5 x 2.8 x 5.8	2	Extrapolated
			ACS180-04S-03A7-2	3.7	0.75 HP	3.5	0.75 HP	2.4	0.5 HP	R0	IP20, UL Open	7.5 x 2.8 x 5.8	2	UUT-30B
			ACx180-04y-04A8-2	4.8	1 HP	4.6	1 HP	3.7	0.75 HP	R0	IP20, UL Open	7.0 x 2.8 x 5.5	2	Extrapolated
			ACS180-04S-04A8-2	4.8	1 HP	4.6	1 HP	3.7	0.75 HP	R0	IP20, UL Open	7.0 x 2.8 x 5.5	2	UUT-30A
			ACx180-04y-06A9-2	6.9	1.5 HP	6.6	1.5 HP	4.5	1 HP	R1	IP20, UL Open	8.66 x 2.76 x 5.63	3	Interpolated
			ACx180-04y-07A8-2	7.8	2 HP	7.4	2 HP	6.6	1.5 HP	R1	IP20, UL Open	8.66 x 2.76 x 5.63	3	Interpolated
			ACx180-04y-09A8-2	9.8	3 HP	9.3	3 HP	7.4	2 HP	R1	IP20, UL Open	8.66 x 2.76 x 5.63	3	Interpolated
			ACx180-04y-15A6-2	15.6	3 HP	14.6	3 HP	10.7	3 HP	R2	IP20, UL Open	9.06 x 4.72 x 5.63	4.5	Interpolated
			ACx180-04y-17A5-2	17.5	5 HP	16.7	5 HP	12.2	3 HP	R2	IP20, UL Open	9.06 x 4.72 x 5.63	4.5	Interpolated
			ACx180-04y-25A0-2	24.2	7.5 HP	24.2	7.5 HP	16.7	5 HP	R3	IP20, UL Open	9.5 x 6.69 x 6.85	7.5	Interpolated
			ACx180-04y-033A-2	30.8	10 HP	30.8	10 HP	24.2	7.5 HP	R3	IP20, UL Open	9.5 x 6.69 x 6.85	7.5	Interpolated
			ACx180-04y-048A-2	46.2	15 HP	46.2	15 HP	30.8	10 HP	R4	IP20, UL Open	9.45 x 10.24 x 7.03	11.9	Interpolated
			ACx180-04y-055A-2	50.2	15 HP	50.2	15 HP	46.2	15 HP	R4	IP20, UL Open	9.45 x 10.24 x 7.03	11.9	Interpolated

Notes: 1. ABB Model Numbers ending in -0 and -1 indicate single-phase; -2 indicates three-phase.

2. 115-120V and 200-240V single-phase drives are identical other than the main board PCBA

3. Certified ACx180-04y Drives can also be used as a certified subcomponent within certified Panels

REVIEWED FOR CODE COMPLIANCE BY Mohammad Karim DATE: 11/4/2026 AUTHORITY HAVING JURISDICTION BUILDING CODE

Table 8 - Certified Products - Drives - ACx180-04y - Wall Mounted, Continued

System Voltage [V]	Model[4]	Construction	ABB Model Number	Normal Duty		Light Duty		Heavy Duty		Frame Size	Available Enclosure Types	Max Dimensions H x W x D [in]	Max Drive Weight [lb]	UUT
				Current [A]	kW / HP	Current [A]	kW / HP	Current [A]	kW / HP					
380-480	ACx180 x = S,or H	04y y = S, or N	ACS180-04y-01A8-4	1.6	0.75 HP	1.6	0.75 HP	1.1	0.5 HP	R0	IP20, UL Open	8.23 x 2.76 x 5.63	2.2	Interpolated
			ACS180-04y-02A6-4	2.1	1 HP	2.1	1 HP	1.6	0.75 HP	R0	IP20, UL Open	8.23 x 2.76 x 5.63	2.2	Interpolated
			ACS180-04y-03A3-4	3	1.5 HP	3	1.5 HP	2.1	1 HP	R0	IP20, UL Open	8.23 x 2.76 x 5.63	2.2	Interpolated
			ACx180-04y-04A0-4	3.5	2 HP	3.5	2 HP	3	1.5 HP	R1	IP20, UL Open	8.66 x 2.76 x 5.63	3	Interpolated
			ACx180-04y-05A6-4	4.7	3 HP	4.7	3 HP	3.4	2 HP	R1	IP20, UL Open	8.66 x 2.76 x 5.63	3	Interpolated
			ACx180-04y-07A2-4	6	3 HP	6	3 HP	4.8	3 HP	R1	IP20, UL Open	8.66 x 2.76 x 5.63	3	Interpolated
			ACx180-04y-09A4-4	7.6	5 HP	7.6	5 HP	6.3	3 HP	R1	IP20, UL Open	8.66 x 2.76 x 5.63	3	Interpolated
			ACx180-04y-12A6-4	11	7.5 HP	11	7.5 HP	7.6	5 HP	R2	IP20, UL Open	9.06 x 4.72 x 5.63	4.5	Interpolated
			ACx180-04y-17A0-4	14	10 HP	14	10 HP	11	7.5 HP	R2	IP20, UL Open	9.06 x 4.72 x 5.63	4.5	Interpolated
			ACx180-04y-25A0-4	21	15 HP	21	15 HP	14	10 HP	R3	IP20, UL Open	9.5 x 6.69 x 6.85	7.5	Interpolated
			ACx180-04y-033A-4	27	20 HP	27	20 HP	21	15 HP	R3	IP20, UL Open	9.5 x 6.69 x 6.85	7.5	Interpolated
			ACx180-04y-038A-4	34	25 HP	34	25 HP	27	20 HP	R4	IP20, UL Open	9.45 x 10.24 x 7.03	11.9	Interpolated
			ACx180-04y-045A-4	40	30 HP	40	30 HP	34	25 HP	R4	IP20, UL Open	9.45 x 10.24 x 7.03	11.9	Interpolated
			ACx180-04y-050A-4	42	30 HP	42	30 HP	40	30 HP	R4	IP20, UL Open	9.3 x 10.3 x 7.0	12.4	Interpolated
			ACH180-04S-050A-4	42	30 HP	42	30 HP	40	30 HP	R4	IP20, UL Open	9.3 x 10.3 x 7.0	12.4	UUT-31A,B

Notes:
1. ABB is the manufacturer for all units.
2. All units tested in rigid and isolated mounting configurations to S_{DS}=2.0 at z/h=1.0 & S_{DS}=2.5 at z/h=0.0 (or greater).
3. For ACx180-04y-xxxx-4(-2) both NEC and IEC ratings apply. Table shows only NEC rating.
4. Certified ACx180-04y Drives can also be used as a certified subcomponent within certified Panels

CERTIFIED FOR CODE COMPLIANCE
HCAI
OSP-0575
BY: Mohammad Karim
DATE: 11/04/2026
CALIFORNIA BUILDING CODE, 2025

Table 15a - Certified Subcomponents: Fuses (Within Wall Mounted Units)

ABB Part Number	Description	Rating	Weight [lb]	MFR	UUT
3AXD50000952830	Class T, 600V, 15A	15A	<0.1	Cooper Bussmann	Extrapolated
3AXD50000952847	Class T, 600V, 30A	30A	< 1	Little Fuse	UUT-32A,B UUT-33A,B
3AUA0000015604	15A, 600V, Class CC, REJ KTK-R-15	15A	< 1	Cooper Bussmann	UUT-05, UUT-22A,B, UUT-25A,B, UUT-36A,B, UUT-38A,B
KLKR20	CLASS CC FUSE, 600V, 20A FAST ACTING, KLKR20	20A	< 1	LittleFuse	UUT-38A,B
KLKR25	CLASS CC FUSE, 600V, 25A FAST ACTING, KLKR25	25A	< 1	LittleFuse	UUT-38A,B
KLKR30	CLASS CC FUSE, 600V, 30A FAST ACTING, KLKR30	30A	< 1	LittleFuse	UUT-38A,B
3AUA0000015605	30A, 600V, Class CC, REJ KTK-R-30	30A	< 1	Cooper Bussmann	UUT-09, UUT40
3AXD50000699230	Class T, 200kA, 600V, 80A	80A	< 1	LittelFuse	UUT-34A,B, UUT-35A,B
3AUA0000015607	100A, 600V, Class T, REJ JJS-100	100A	< 1	Cooper Bussmann	UUT-21, UUT-23A,B, UUT-26A,B, UUT-39A,B
3AUA0000015607	100A, 600V, Class T, REJ JJS-100	100A	< 1	Little Fuse	UUT-37A,B
3AUA567001A15	100A, 600V,LPJ-100SP	100A	< 1	Cooper Bussmann	UUT-21
3AUA0000147985	40A,600VAC(T),V Fast Acting	40A	< 1	Cooper Bussmann	UUT-39A,B
3AUA0000147986	50A,600VAC(T),V Fast Acting	50A	< 1	Cooper Bussmann	UUT-39A,B
3AUA0000015606	60A, 600V, Class T, REJ	60A	< 1	Cooper Bussmann	UUT-07, UUT-39A,B,UUT-41A,B
3AUA0000147987	80A, 600VAC(T),V Fast Acting	80A	< 1	Cooper Bussmann	UUT-39A,B
BG56720003-16	90A,600V,JJS-90	90A	< 1	Cooper Bussmann	UUT-06, UUT-08, UUT-10, UUT-39A,B
3AXD50000050512	JJS-175, 600V	175A	0.2	Cooper Bussmann	Interpolated
3AXD50000050511	JJS-110, 600V	110A	0.2	Cooper Bussmann	Interpolated
3AUA0000147989	150A, 600VAC(T),V Fast Acting	150A	0.2	Cooper Bussmann	Interpolated
3AUA0000147990	200A, 600VAC(T),V Fast Acting	200A	0.2	Cooper Bussmann	Interpolated
JJS-50A	Class T, 200kA, 600V, 50A	50A	0.1	Cooper Bussmann	Extrapolated
JJS-100	Class T, 200kA, 600V, 100A	100A	0.1	Cooper Bussmann	Interpolated
JJS-110	Class T, 200kA, 600V, 110A	110A	0.2	Cooper Bussmann	Interpolated
JJS-150	Class T, 200kA, 600V, 150A	150A	< 1	Cooper Bussmann	UUT-16
JJS-175	Class T, 200kA, 600V, 175A	175A	0.2	Cooper Bussmann	Interpolated
JJS-200	Class T, 200kA, 600V, 200A	200A	0.2	Cooper Bussmann	Interpolated
JJS-350	Class T, 200kA, 600V, 350A	350A	< 1	Cooper Bussmann	UUT-18
JJS-225	Class T, 200kA, 600V, 225A	225A	0.6	Cooper Bussmann	Interpolated
JJS-250	Class T, 200kA, 600V, 250A	250A	0.5	Cooper Bussmann	Interpolated
JJS-300	Class T, 200kA, 600V, 300A	300A	< 1	Cooper Bussmann	UUT-24A,B
JJS-500	Class T, 200kA, 600V, 500A	500A	1.0	Cooper Bussmann	Extrapolated
JJS-600	Class T, 200kA, 600V, 600A	600A	1.0	Cooper Bussmann	Extrapolated
3AUA0000142381	225A, 600VAC(T)92X25,V Fast,BLH	225A	0.5	Cooper Bussmann	Interpolated
3AXD50000050513	JJS-250, 600V	250A	0.5	Cooper Bussmann	Interpolated
3AXD50000050514	JJS-300, 600V	300A	0.5	Cooper Bussmann	Interpolated
3AUA0000145948	350A, 600VAC(T),V Fast,BLH	350A	< 1	Cooper Bussmann	UUT-11
170M5x08	Bussmann 170M5x08, 690V, 400A	400A	0.7	Cooper Bussmann	Extrapolated
170M5x10	Bussmann 170M5x10, 690V, 500A	500A	0.7	Cooper Bussmann	Extrapolated
170M6x10	Bussmann 170M6x10, 690V, 630A	630A	1.5	Cooper Bussmann	Extrapolated
170M6x11	Bussmann 170M6x11, 690V, 700A	700A	2.6	Cooper Bussmann	Extrapolated
170M6x12	Bussmann 170M6x12, 690V, 800A	800A	2.6	Cooper Bussmann	Extrapolated

Note: JJS Part Numbers are Bussman Part Numbers, and 3AU part numbers are ABB part numbers . Where "x" can be "0" (DIN 43653) or "4" (Flush End), or "6" US Style or "3" French Style Fuse Semiconductor fuses listed in the tables above and throughout the document are base part numbers only.

REVIEWED FOR CODE COMPLIANCE OSP-0575 BY Mohammad Karim DATE: 2025 CALIFORNIA BUILDING CODE

Table 16a - Certified Subcomponents: Fans (Within Wall Mounted Units)

ABB Part Number	Description	Rating	Weight [lb]	MFR	UUT
3AUA0000000148	Internal Cooling Fan	24 V	< 1	Delta Products Corp. / NMB Technologies Corp.	UUT-09, UUT-40A,B, UUT-41A,B
3AUA0000012736	Internal, 60mm, 38-40 CFM	24 V	< 0.2		Interpolated
3AUA0000012849	24Vdc	24 V	< 1		UUT-10, UUT-11
3AUA0000088115	Axial, 24V	24 V	< 1		UUT-08, UUT-10
				NMB Technologies Corp.	UUT-37A,B
3AXD50000026754	Axial	24 V	< 1		UUT-36A,B
UF15KC12-BTH	ENCLOSURE FAN, 6", 293 CFM, 115 VAC	293 CFM	2.3	PFANNEN-BERG	UUT-16
11675154053	FILTERFAN, EXHAUST, 12" DIA, 297 CFM, 115 VAC (PF65000"A")	297 CFM	7.0		UUT-18
11677154050	FILTERFAN, SUPPLY, 12" DIA. 427 CFM, 115 VAC (PF67000 SL)	427 CFM	8.8		Extrapolated
11677154053	FILTERFAN, EXHAUST, 12" DIA. 427 CFM, 115 VAC (PF67000 SL A)	427 CFM	8.8		Extrapolated
UF15KC12-BTH	ENCLOSURE FAN, 6", 293 CFM, 115 VAC	293 CFM	2.31	MECHATRONICS	UUT-22A,B, UUT-23A,B, UUT-24A,B, UUT-38A,B, UUT-39A,B

REVIEWED FOR CODE COMPLIANCE
HCAI
OSP-0575
BY: Mohammad Karim
DATE: 11/04/2026
CALIFORNIA BUILDING CODE, 2025

Table 17a - Certified Subcomponents: Contactors (Within Wall Mounted Units)

ABB Part Number	Description	Rating	Weight [lb]	MFR	UUT
AF09-30-01-13	CONTACTOR, 3 POLE, 25A, 2/5/7.5HP, 100-250VAC/DC COIL, 1NC	25A	0.6	ABB	Extrapolated
3AXD50000017471	AX09-30-10-84	22A, 4kW at 400V	< 1		UUT-05, UUT-22A,B, UUT-36A,B, UUT-38A,B
3AXD50000017472	AX12-30-10-84	25A, 5.5kW at 400V	< 1		UUT-09, UUT-22A,B, UUT38A,B, UUT-40A,B
3AXD50000017473	AX25-30-10-84	32A, 11kW at 400V	< 1		UUT-05, UUT-36-A,B, UUT-40A,B
3AXD50000017474	AX32-30-10-84	55A, 15kW at 400V	1.5		UUT-39A,B, UUT-41A,B
3AXD50000017475	AX40-30-10-84	60A, 18.5kW at 400V	1.5		UUT-09, UUT-38A,B, UUT-39A,B,UUT-41A,B
3AXD50000050428	AX50-30-00-84	100A, 22kW at 400V	2.2		UUT-06, UUT-10, UUT-16, UUT-23A,B, UUT-37A,B, UUT-39A,B
3AXD50000017477	AX80-30-00-84	125A, 37kW at 400V	2.2		UUT-06, UUT-10, UUT-16, UUT-23A,B, UUT-37A,B, UUT-39A,B
AX80-30-00-84	CONTACTOR, 3 POLE, 77/105A, 600VAC, 120VAC COIL	77/105A	2.5		UUT-16
3AXD50000050111	AX95-30-11-84	145A, 45kW at 400V	4.6		Interpolated
3AXD50000050113	AX150-30-11-84	190A, 75kW at 400V	4.6		Interpolated
AX150-30-11-84	CONTACTOR, 3 POLE, 125/170A, 600VAC, 120VAC COIL, 1NO, 1NC	125/170A	5.0		UUT-16
AX185-30-11-84	CONTACTOR, 3 POLE, 156/250A, 600VAC, 120VAC COIL, 1NO, 1NC	156/250A	8.0		UUT-18
3AXD50000050114	AX185-30-11-84	250A, 90kW at 400V	8.4		UUT-11
3AXD50000050115	AX205-30-11-84	275A, 110kW at 400V	8.4		UUT-27
AF265-30-00-97	CONTACTOR, 3 POLE, 350A, 75/200/250HP, 100-250VAC/DC (BXR)COIL, 1NO 1NC	350A	10.0		Interpolated
AF305-30-11-13	CONTACTOR 3Pole/600V/100-250Vcoil/305A/250Hp@480V	350A	10.0		Interpolated
AF370-30-11-13	CONTACTOR 3Pole/600V/100-250Vcoil/600A/300Hp@480V	600 A	10.0		Interpolated
3AXD50000050116	AF265-30-00-13	400A, 140kW at 400V	10.2		UUT-11

VERIFIED FOR CODE COMPLIANCE
HCAi
OSP-0575
BY: Mohammad Karim
DATE: 11/04/2026
CALIFORNIA BUILDING CODE, 2025

Table 18a - Certified Subcomponents: Circuit Breakers - Type Code +F255 (Within Wall Mounted Units)

ABB Part Number	Description	Rating	Weight [lb]	MFR	UUT
XT1HU3060AFF000XXX	XT CIRCUIT BREAKER, 480VAC, 3 POLE, 60A, UL CURRENT LIMITING, 65KAIC	60A	3.1	ABB	Extrapolated
XT1HU3100AFF000XXX	XT CIRCUIT BREAKER, 480VAC, 3 POLE, 100A, UL CURRENT LIMITING, 65KAIC	100A	3.1		Extrapolated
3AXD50000049170	XT1H 100 TMF	100 A	3.1		Interpolated
3AXD50000049164	XT1H 15 TMF	15 A	3.1		UUT-05, UUT-22A,B, UUT-25A,B, UUT-36A,B, UUT-38A,B
3AXD50000049169	XT1H 60 TMF	60A	3.1		UUT-07, UUT-39A, B, UUT-41A,B
3AXD50000049168	XT1H 35 TMF	35A	3.1		UUT-09, UUT-38A,B, UUT-40A,B
3AXD50000136520	XT2L 70 TMF	70A	3.5		Interpolated
3AXD50000136537	XT2L 100 TMA	100 A	3.5		UUT-06, UUT-10, UUT-23A,B, UUT-37A,B
XT2LU3070AFF000XXX	XT CIRCUIT BREAKER, 480VAC, 3 POLE, 70A, UL CURRENT LIMITING, 100KAIC	70A	3.5		Interpolated
XT3SU3100AFF000XXX	XT CIRCUIT BREAKER, 480VAC, 3 POLE, 100A, UL CURRENT LIMITING, 35KAIC	100A	4.0		UUT-26A,B, UUT-39A,B
3AXD50000049924	XT3S 225 TMF	225 A	4.6		Interpolated
3AXD50000049923	XT3S 125 TMF	125 A	4.6		UUT-08
XT3SU3125AFF000XXX	XT CIRCUIT BREAKER, 480VAC, 3 POLE, 125A, UL CURRENT LIMITING, 35KAIC	125A	4.6		UUT-16
XT3SU3225AFF000XXX	XT CIRCUIT BREAKER, 480VAC, 3 POLE, 225A, UL CURRENT LIMITING, 35KAIC	225A	4.6		UUT-24A,B, UUT-27
XT5HU340BBYF000XXX	XT CIRCUIT BREAKER, 480VAC, 3 POLE, 400A, UL CURRENT LIMITING	400A	8.0		Interpolated
XT5HU360BBFF000XXX	XT CIRCUIT BREAKER, 480VAC, 3 POLE, 600A, UL CURRENT LIMITING	600A	8.0		Interpolated
XT5LU360BBYF000XXX	XT CIRCUIT BREAKER, 480VAC, 3 POLE, 600A, UL CURRENT LIMITING	600A	8.0		Interpolated
3AXD50000146420	T5N400E5W	400 A	8.6		UUT-11
T5L400TW	CIRCUIT BREAKER, 600VAC, 400A, 3 POLE	400A	11.0		Interpolated
T5N400E5W	CIRCUIT BREAKER, 600VAC, 400A, 3 POLE, MAGNETIC ONLY, ELECTRONIC MCP, 25KAIC	400A	11.0		UUT-18

REVIEWED FOR CODE COMPLIANCE
HCAi
OSP-0575
BY: Mohammad Karim
DATE: 11/04/2026
CALIFORNIA BUILDING CODE, 2025

Table 19a - Certified Subcomponents: Fuse Blocks (Within Wall Mounted Units)

ABB Part Number	Description	Rating	Weight [lb]	MFR	UUT
3AXD50000954186	3 POLE FUSE BLOCK 30A CLASS T	30A	< 1	Little Fuse	UUT-32A,B, UUT-33A,B
BMM603-1PQ	1 POLE FUSE BLOCK -SUPPLEMENTAL, 30A	30A	0.1	Cooper Bussmann	Extrapolated
BCM603-2PQ	2 POLE FUSE BLOCK - CLASS CC, 30A	30A	0.2	Cooper Bussmann	Extrapolated
3AUA0000142370	3 Pole, 31-60A, 600VAC, Class T	31-60A	< 1	Cooper Bussmann	UUT-07
LFT60060-3C	Fuse Block Class T, 600V, 60A, 3-Pole	31-60A	< 1	LittleFuse	UUT-39A,B
FU0005A64	1 Pole, BSMN T60200-1C, 200A	101-200A	1.0	Cooper Bussmann	Interpolated
T60200-1C	1 POLE FUSE BLOCK - CLASS T, 200A	200A	1.0	Cooper Bussmann	UUT-16
T60400-1C	1 POLE FUSE BLOCK - CLASS T, 400A	400A	1.2	Cooper Bussmann	UUT-18, UUT-24A,B
3AUA0000142380	1 Pole, 600VAC, 400A, Class T	201-400A	1.3	Cooper Bussmann	UUT-11
3AUA0000142373	3 Pole, 61-100A,600V, Class T	61-100A	1.5	Cooper Bussmann	UUT-06, UUT-08, UUT-10, UUT-21
3AXD50000827060	3 Pole, 61-100A,600V, Class T	61-100A	1.5	Little Fuse	UUT-34A,B, UUT-35A,B, UUT-37A,B, UUT-39A,B
T60600-1C	1 POLE FUSE BLOCK - CLASS T, 600A	600A	2.5	Cooper Bussmann	Interpolated
BCM603-3PQ	3 POLE FUSE BLOCK - CLASS CC, 30A	30A	< 1	Cooper Bussmann	UUT-22A,B, UUT-25A,B, UUT-38A,B
TM60060-3CR	3 POLE FUSE BLOCK - CLASS T, 60A	60A	0.6	Cooper Bussmann	UUT-41A,B
TM60100-3CR	3 POLE FUSE BLOCK - CLASS T, 100A	100A	1.0	Cooper Bussmann	UUT-23A,B, UUT-24A,B, UUT-26A,B

REVIEWED FOR CODE COMPLIANCE
CALIFORNIA BUILDING CODE, 2025
OSP-0575
BY: Mohammad Karim
DATE: 11/04/2026

Table 20a - Certified Subcomponents: Disconnect Switches / Service Switches (Within Wall Mounted Units)

ABB Part Number	Description	Rating	Weight [lb]	MFR	UUT
3AUA0000049777	Disconnect Switch	100A	< 1	ABB	UUT-06, UUT-10, UUT-21, UUT-23A,B, UUT-34A,B, UUT-39A,B
3AXD50000049831	OT30F	30A	< 1		UUT-05, UUT-09, UUT-22A,B, UUT-32A,B, UUT-36A,B, UUT-38A,B,UUT-40A,B
3AXD50000049832	OT60F	60A	< 1		UUT-39A,B, UUT-41A,B
3AUA0000019627	Disconnect Switch	200A	1.2		Interpolated
OT200U03	DISCONNECT SWITCH, 200A, 3P, 600VAC, 200HP @ 480V	200A	3.3		Interpolated
3AXD50000139828	XT2D	125A	3.5		UUT-37A,B
T5H400DW	MOLDED CASE SWITCH, 600VAC, 400A, 3 POLE, MAGNETIC ONLY, 65KA	400A	4.2		Interpolated
T5L600DW	MOLDED CASE SWITCH, 600VAC, 600A, 3 POLE, MAGNETIC ONLY, 100KA	600A	4.2		Interpolated
T5H600DW	MOLDED CASE SWITCH, 600VAC, 600A, 3 POLE, MAGNETIC ONLY, 65KA	600A	4.2		Interpolated
T5L400DW	MOLDED CASE SWITCH, 600VAC, 400A, 3 POLE,	400A	4.15		Interpolated
T5L600DW	MOLDED CASE SWITCH, 600VAC, 600A, 3 POLE,	600A	4.15		Interpolated
OT400U03	DISCONNECT SWITCH, 400A, 3P, 600VAC, 250HP @ 480V	400A	6.7		Interpolated
3AXD50000049819	OT400U03	400 A	6.7		UUT-11

Table 21a - Certified Subcomponents: Filters (Within Wall Mounted Units)

ABB Part Number	Description	Material	Weight [lb]	MFR	UUT
11760004050	GRILL AND FILTER, 12" (PFA 60000)	type 12	1.5	PFANNEN-BERG	UUT-18
3AUA0000004887	Filter air, precut 150*300*12.5 mm	polyester/plastic	< 1	Tex Air	UUT-11

REVIEWED FOR CODE COMPLIANCE
HCAi
OSP-0575
BY: Mohammad Karim
DATE: 11/04/2026
CALIFORNIA BUILDING CODE 2025

Table 22a - Certified Subcomponents: Current Transformers (Within Wall Mounted Units)

ABB Part Number	Description	Rating	Weight [lb]	MFR	UUT
3AUA0000014759	Current Transformer (CT)	25:1	< 1	ABB	UUT-05, UUT-09, UUT-36A,B, UUT-38A,B, UUT-40A,B
X4150PSF1	CONTROL TRANSFORMER, 150VA, PRI: 460/230V, SEC: 115/24V	150VA	9.0		UUT-16,UUT-22A,B, UUT-23A,B
X4250PSF1	CONTROL TRANSFORMER, 250VA, PRI: 460/230V, SEC: 115/24V	250VA	11.0		UUT-18, UUT-24A,B,
X4500PSF1	CONTROL TRANSFORMER, 500VA, PRI: 460/230V, SEC: 115/24V	500VA	22.0		Extrapolated
3AUA0000048829	ASSEMBLY, RHTR, 150VA, TRANSFORMER	150VA	10.0		UUT-38A,B, UUT-39A,B, UUT-40A,B,UUT-41A,B
3AUA0000014760	Current Transformer (CT)	75:1	< 1	Teamwise Electronic Co., LTD.	UUT-37A,B, UUT-39A,B,UUT-41A,B
3AUA476001B24	Current Transformer (CT)	200:5	< 1	Tyco Electronics/ Narayan Powertech Pvt. Ltd./ Instrument Transformer Technologies, LLC	UUT-06, UUT-10, UUT-21 UUT-11
3AUA0000004443	Current Transformer (CT)	300:5	0.4		Interpolated
3AUA476001B25	Current Transformer (CT)	500:5	1.0		UUT-11

REVIEWED FOR CODE COMPLIANCE
OSP-0575
BY: Mohammad Karim
DATE: 11/04/2026
CALIFORNIA BUILDING CODE, 2025

Table 23a - Certified Subcomponents: Reactors - Type Code +E213 (Within Wall Mounted Units)

ABB Part Number	Description	Rating	Weight [lb]	MFR	UUT
3AUA0000008409	MOV for 230V Line Reactor	230 Volts at 240 Joules	0.4	ABB	Extrapolated
3AUA0000008410	MOV for 480V Line Reactor	480 Volts at 470 Joules	< 1		UUT-09, UUT-10
3AUA0000008411	MOV for 600V Line Reactor	600 Volts at 300 Joules	0.4		Interpolated
3AUA0000015536	AC Line Reactor R1 1.2mH,12A Continuous-NEW TYPE 12	1.2mH, 12A	5.4		Interpolated
3AUA0000015537	AC Line Reactor R2 0.42mH,31A Continuous-NEW TYPE 12	0.42mH, 31A	6.6		UUT-09
3AUA0000015538	AC Line Reactor R3 0.33mH,59A Continuous-NEW TYPE 12	0.33mH, 59A	15.8		Interpolated
3AUA0000015539	AC Line Reactor R4 0.18mH,75A Continuous-NEW TYPE 12	0.18mH, 75A	16.0		UUT-10
KDRF25L	LINE REACTOR, 40HP, 208/240VAC, 3%, UL OPEN, 114A	114a	30.0		Interpolated
KDRF26L	LINE REACTOR, 50HP, 208/240VAC, 3%, UL OPEN, 143A	143a	30.0		Interpolated
KDRF24L	LINE REACTOR, 30HP, 208/240VAC, 3%, UL OPEN, 88A	88a	30.0		Interpolated
KDRF3L	LINE REACTOR, 75HP, 480VAC, 3%, UL OPEN, 96A	96a	30.0		UUT-16
KDRH3L	LINE REACTOR, 100HP, 480VAC, 3%, UL OPEN, 124A	124a	40.0		Interpolated
KDRH2L	LINE REACTOR, 125HP, 480VAC, 3%, UL OPEN, 156A	156a	40.0		Interpolated
KDRH1L	LINE REACTOR, 150HP, 480VAC, 3%, UL OPEN, 180A	180a	40.0		Interpolated
KDRH22L	LINE REACTOR, 60HP, 208/240VAC, 3%, UL OPEN, 169A	169a	45.0		Interpolated
KDRI23L	LINE REACTOR, 75HP, 208/240VAC, 3%, UL OPEN, 211A	211a	50.0		Interpolated
KDRI24L	LINE REACTOR, 100HP, 208/240VAC, 3%, UL OPEN, 273A	273a	50.0		UUT-18

REVIEWED FOR CODE COMPLIANCE
HCAi
OSP-0575
BY: Mohammad Karim
DATE: 11/04/2026
TCI
CALIFORNIA BUILDING CODE 2025

Table 15b - Certified Subcomponents: Fuses (Within Floor Mounted Units)

ABB Part Number	Description	Rating	Weight [lb]	MFR	UUT
JJS-50A	Class T, 200kA, 600V, 50A	50A	0.1	Cooper Bussmann	Extrapolated
3AUA0000015604	15A, 600V, Class CC, REJ KTK-R-15	15A	< 0.1		Extrapolated
3AUA0000015605	30A, 600V, Class CC, REJ KTK-R-30	30A	< 0.1		Extrapolated
JJS-80	Class T, 200kA, 600V, 80A	80A	0.1		Extrapolated
3AUA0000015607	100A, 600V, Class T, REJ JJS-100	100A	0.1		Extrapolated
3AUA567001A15	100A, 600V,LPJ-100SP	100A	0.2		Extrapolated
JJS-100	Class T, 200kA, 600V, 100A	100A	0.1		Extrapolated
3AUA0000147985	40A,600VAC(T),V Fast Acting	40A	0.1		Extrapolated
3AUA0000147986	50A,600VAC(T),V Fast Acting	50A	0.1		Extrapolated
3AUA0000015606	60A, 600V, Class T, REJ	60A	0.1		Extrapolated
3AUA0000147987	80A, 600VAC(T),V Fast Acting	80A	0.1		Extrapolated
BG56720003-16	90A,600V,JJS-90	90A	0.1		Extrapolated
JJS-150	Class T, 200kA, 600V, 150A	150A	0.2		Extrapolated
3AXD50000050512	JJS-175, 600V	175A	0.2		Extrapolated
JJS-200	Class T, 200kA, 600V, 200A	200A	0.2		Extrapolated
3AXD50000050511	JJS-110, 600V	110A	0.2		Extrapolated
JJS-110	Class T, 200kA, 600V, 110A	110A	0.2		Extrapolated
3AUA0000147989	150A, 600VAC(T),V Fast Acting	150A	0.2		Extrapolated
3AUA0000147990	200A, 600VAC(T),V Fast Acting	200A	0.2		Extrapolated
JJS-175	Class T, 200kA, 600V, 175A	175A	0.2		Extrapolated
JJS-350	Class T, 200kA, 600V, 350A	350A	0.5		UUT-17, UUT-18
JJS-250	Class T, 200kA, 600V, 250A	250A	0.5		Interpolated
JJS-300	Class T, 200kA, 600V, 300A	300A	0.5		Interpolated
3AUA0000142381	225A, 600VAC(T)92X25,V Fast,BLH	225A	0.5		Interpolated
3AXD50000050513	JJS-250, 600V	250A	0.5		Interpolated
3AXD50000050514	JJS-300, 600V	300A	0.5		Interpolated
JJS-225	Class T, 200kA, 600V, 225A	225A	0.6		Interpolated
3AUA0000145948	350A, 600VAC(T),V Fast,BLH	350A	0.6		Interpolated
JJS-500	Class T, 200kA, 600V, 500A	500A	1.0		Interpolated
JJS-600	Class T, 200kA, 600V, 600A	600A	1.0		UUT-19, UUT-20
170M5x08	Bussmann 170M5x08, 690V, 400A	400A	0.7		Extrapolated
170M5x10	Bussmann 170M5x10, 690V, 500A	500A	0.7		Extrapolated
170M6x10	Bussmann 170M6x10, 690V, 630A	630A	1.5		Extrapolated
170M6x11	Bussmann 170M6x11, 690V, 700A	700A	2.6		Extrapolated
170M6x12	Bussmann 170M6x12, 690V, 800A	800A	2.6		Extrapolated

Note: JJS Part Numbers are Bussman Part Numbers, and 3AU part numbers are ABB part numbers. Where "x" can be "0" (DIN 43653) or "4" (Flush End), or "6" US Style or "3" French Style Fuse Semiconductor fuses listed in the tables above and throughout the document are base part numbers only.

Table 16b - Certified Subcomponents: Fans (Within Floor Mounted Units)

ABB Part Number	Description	Rating	Weight [lb]	MFR	UUT
UF15KC12-BTH	ENCLOSURE FAN, 6", 293 CFM, 115 VAC	293 CFM	2.3	PFANNEN-BERG	Extrapolated
11675154053	FILTERFAN, EXHAUST, 12" DIA, 297 CFM, 115 VAC (PF65000"A")	297 CFM	7.0		Extrapolated
11677154050	FILTERFAN, SUPPLY, 12" DIA. 427 CFM, 115 VAC (PF67000 SL)	427 CFM	8.8		UUT-17, UUT-19, UUT-20
11677154053	FILTERFAN, EXHAUST, 12" DIA. 427 CFM, 115 VAC (PF67000 SL A)	427 CFM	8.8		UUT-19, UUT-20

REVIEWED FOR CODE COMPLIANCE
HCAI
OSP-0575
BY: Mohammad Karim
DATE: 11/04/2026
CALIFORNIA BUILDING CODE 2025

Table 17b - Certified Subcomponents: Contactors (Within Floor Mounted Units)

ABB Part Number	Description	Rating	Weight [lb]	MFR	UUT
AF09-30-01-13	CONTACTOR, 3 POLE, 25A, 2/5/7.5HP, 100-250VAC/DC COIL, 1NC	25A	0.6	ABB	UUT-19, UUT-20
3AXD50000017471	AX09-30-10-84	22A, 4kW at 400V	0.7		Interpolated
3AXD50000017472	AX12-30-10-84	25A, 5.5kW at 400V	0.7		Interpolated
3AXD50000017473	AX25-30-10-84	32A, 11kW at 400V	0.7		Interpolated
3AXD50000017474	AX32-30-10-84	55A, 15kW at 400V	1.5		Interpolated
3AXD50000017475	AX40-30-10-84	60A, 18.5kW at 400V	1.5		Interpolated
3AXD50000050428	AX50-30-00-84	100A, 22kW at 400V	2.2		Interpolated
3AXD50000017477	AX80-30-00-84	125A, 37kW at 400V	2.2		Interpolated
AX80-30-00-84	CONTACTOR, 3 POLE, 77/105A, 600VAC, 120VAC COIL	77/105A	2.5		Interpolated
3AXD50000050111	AX95-30-11-84	145A, 45kW at 400V	4.6		Interpolated
3AXD50000050113	AX150-30-11-84	190A, 75kW at 400V	4.6		Interpolated
AX150-30-11-84	CONTACTOR, 3 POLE, 125/170A, 600VAC, 120VAC COIL, 1NO, 1NC	125/170A	5.0		Interpolated
AX185-30-11-84	CONTACTOR, 3 POLE, 156/250A, 600VAC, 120VAC COIL, 1NO, 1NC	156/250A	8.0		UUT-17
3AXD50000050114	AX185-30-11-84	250A, 90kW at 400V	8.4		Interpolated
3AXD50000050115	AX205-30-11-84	275A, 110kW at 400V	8.4		Interpolated
AF265-30-00-97	CONTACTOR, 3 POLE, 350A, 75/200/250HP, 100-250VAC/DC (BXR)COIL, 1NO 1NC	350A	10.0		UUT-17
3AXD50000050116	AF265-30-00-13	400A, 140kW at 400V	10.2		Interpolated
AF305-30-11-13	CONTACTOR 3Pole/600V/100-250Vcoil/305A/250Hp@480V	350A	10.0		Interpolated
AF370-30-11-13	CONTACTOR 3Pole/600V/100-250Vcoil/600A/300Hp@480V	600 A	10.0		Interpolated
AF400-30-11-70	CONTACTOR, 3 POLE, 550A, 125/350/400HP, 100-250VAC/DC COIL, 1NO 1NC	550A	27.0		UUT-20
AF460-30-11-70	CONTACTOR, 3 POLE, 150/400/500HP, 100-250VAC/DC COIL, 1NO 1NC	650 A	27.0		UUT-20

REVIEWED FOR CODE COMPLIANCE
HCAI
OSP-0575
BY: Mohammad Karim
DATE: 11/04/2026
CALIFORNIA BUILDING CODE 2025

Table 18b - Certified Subcomponents: Circuit Breakers - Type Code +F255 (Within Floor Mounted Units)

ABB Part Number	Description	Rating	Weight [lb]	MFR	UUT
XT1HU3060AFF000XXX	XT CIRCUIT BREAKER, 480VAC, 3 POLE, 60A, UL CURRENT LIMITING, 65KAIC	60A	3.1	ABB	Interpolated
XT1HU3100AFF000XXX	XT CIRCUIT BREAKER, 480VAC, 3 POLE, 100A, UL CURRENT LIMITING, 65KAIC	100A	3.1		Interpolated
3AXD50000049170	XT1H 100 TMF	100 A	3.1		Interpolated
3AXD50000049164	XT1H 15 TMF	15 A	3.1		Interpolated
3AXD50000049169	XT1H 60 TMF	65 A	3.1		Interpolated
3AXD50000049168	XT1H 35 TMF	35 A	3.1		Interpolated
3AXD50000136520	XT2L 70 TMF	70 A	3.5		Interpolated
3AXD50000136537	XT2L 100 TMA	100 A	3.5		Interpolated
XT2LU3070AFF000XXX	XT CIRCUIT BREAKER, 480VAC, 3 POLE, 70A, UL CURRENT LIMITING, 100KAIC	70A	3.5		Interpolated
XT3SU3100AFF000XXX	XT CIRCUIT BREAKER, 480VAC, 3 POLE, 100A, UL CURRENT LIMITING, 35KAIC	100A	4.0		Interpolated
3AXD50000049924	XT3S 225 TMF	225 A	4.6		Interpolated
3AXD50000049923	XT3S 125 TMF	125 A	4.6		Interpolated
XT3SU3125AFF000XXX	XT CIRCUIT BREAKER, 480VAC, 3 POLE, 125A, UL CURRENT LIMITING, 35KAIC	125A	4.6		Interpolated
XT3SU3225AFF000XXX	XT CIRCUIT BREAKER, 480VAC, 3 POLE, 225A, UL CURRENT LIMITING, 35KAIC	225A	4.6		Interpolated
XT5HU340BBYF000XXX	XT CIRCUIT BREAKER, 480VAC, 3 POLE, 400A, UL CURRENT LIMITING	400A	8.0		Interpolated
XT5HU360BBFF000XXX	XT CIRCUIT BREAKER, 480VAC, 3 POLE, 600A, UL CURRENT LIMITING	600A	8.0		Interpolated
XT5LU360BBYF000XXX	XT CIRCUIT BREAKER, 480VAC, 3 POLE, 600A, UL CURRENT LIMITING	600A	8.0		Interpolated
3AXD50000146420	T5N400E5W	400 A	8.6		Interpolated
T5L400TW	CIRCUIT BREAKER, 600VAC, 400A, 3 POLE	400A	11.0		Interpolated
T5N400E5W	CIRCUIT BREAKER, 600VAC, 400A, 3 POLE, MAGNETIC ONLY, ELECTRONIC MCP, 25KAIC	400A	11.0		UUT-17
T5L600BW	CIRCUIT BREAKER, 600VAC, 600A, 3 POLE, ELECTRONIC TRIP UNIT, 100KAIC	600A	11.0		UUT-19, UUT-20

REVIEWED FOR CODE COMPLIANCE HCAi OSP-0575 BY: Mohammad Karim DATE: 11/04/2026 2021 BUILDING CODE

Table 19b - Certified Subcomponents: Fuse Blocks (Within Floor Mounted Units)

ABB Part Number	Description	Rating	Weight [lb]	MFR	UUT
BMM603-1PQ	1 POLE FUSE BLOCK -SUPPLEMENTAL, 30A	30A	0.1	Cooper Bussmann	UUT-20
BCM603-2PQ	2 POLE FUSE BLOCK - CLASS CC, 30A	30A	0.2		UUT-20
3AUA0000142370	3 Pole, 31-60A, 600VAC, Class T	31-60A	0.6		Extrapolated
FU0005A64	1 Pole, BSMN T60200-1C, 200A	101-200A	1.0		Extrapolated
T60200-1C	1 POLE FUSE BLOCK - CLASS T, 200A	200A	1.0		Extrapolated
T60400-1C	1 POLE FUSE BLOCK - CLASS T, 400A	400A	1.2		UUT-17
3AUA0000142380	1 Pole, 600VAC, 400A, Class T	201-400A	1.3		Interpolated
3AUA0000142373	3 Pole, 61-100A,600V, Class T	61-100A	1.5		Interpolated
T60600-1C	1 POLE FUSE BLOCK - CLASS T, 600A	600A	2.5		UUT-19
BCM603-3PQ	3 POLE FUSE BLOCK - CLASS CC, 30A	30A	0.3		Extrapolated
TM60060-3CR	3 POLE FUSE BLOCK - CLASS T, 60A	60A	0.6		Extrapolated
TM60100-3CR	3 POLE FUSE BLOCK - CLASS T, 100A	100A	1.0		Extrapolated

Table 20b - Certified Subcomponents: Disconnect Switches / Service Switches (Within Floor Mounted Units)

ABB Part Number	Description	Rating	Weight [lb]	MFR	UUT
T5L600DW	MOLDED CASE SWITCH, 600VAC, 600A, 3 POLE, MAGNETIC ONLY, 100KA	600A	4.2	ABB	UUT-20

Table 21b - Certified Subcomponents: Filters (Within Floor Mounted Units)

ABB Part Number	Description	Material	Weight [lb]	MFR	UUT
11760004050	GRILL AND FILTER, 12" (PFA 60000)	type 12	1.5	PFANNEN-BERG	UUT-17, UUT-19

REVIEWED FOR CODE COMPLIANCE HCAi OSP-0575 By: Mohammad Karim CALIFORNIA BUILDING CODE

Table 22b - Certified Subcomponents: Current Transformers (Within Floor Mounted Units)

ABB Part Number	Description	Rating	Weight [lb]	MFR	UUT
3AUA0000014759	Current Transformer (CT)	25:1	0.4	ABB	Extrapolated
X4150PSF1	CONTROL TRANSFORMER, 150VA, PRI: 460/230V, SEC: 115/24V	150VA	9.0		Extrapolated
X4250PSF1	CONTROL TRANSFORMER, 250VA, PRI: 460/230V, SEC: 115/24V	250VA	11.0		UUT-17
X4500PSF1	CONTROL TRANSFORMER, 500VA, PRI: 460/230V, SEC: 115/24V	500VA	22.0		Interpolated
X4750PS1	CONTROL TRANSFORMER, 750VA, PRI: 460/230V, SEC: 115V	750VA	25.0		UUT-19
X41K1	CONTROL TRANSFORMER, 1000VA, PRI: 460/230V, SEC: 115/24V	1000VA	33.0		UUT-20

Table 23b - Certified Subcomponents: Reactors - Type Code +E213 (Within Floor Mounted Units)

ABB Part Number	Description	Rating	Weight [lb]	MFR	UUT
KDRF25L	LINE REACTOR, 40HP, 208/240VAC, 3%, UL OPEN, 114A	114a	30.0	TCI	Interpolated
KDRF26L	LINE REACTOR, 50HP, 208/240VAC, 3%, UL OPEN, 143A	143a	30.0		Interpolated
KDRF24L	LINE REACTOR, 30HP, 208/240VAC, 3%, UL OPEN, 88A	88a	30.0		Interpolated
KDRF3L	LINE REACTOR, 75HP, 480VAC, 3%, UL OPEN, 96A	96a	30.0		Interpolated
KDRH3L	LINE REACTOR, 100HP, 480VAC, 3%, UL OPEN, 124A	124a	40.0		Interpolated
KDRH2L	LINE REACTOR, 125HP, 480VAC, 3%, UL OPEN, 156A	156a	40.0		Interpolated
KDRH1L	LINE REACTOR, 150HP, 480VAC, 3%, UL OPEN, 180A	180a	40.0		Interpolated
KDRH22L	LINE REACTOR, 60HP, 208/240VAC, 3%, UL OPEN, 169A	169a	45.0		Interpolated
KDRI23L	LINE REACTOR, 75HP, 208/240VAC, 3%, UL OPEN, 211A	211a	50.0		Interpolated
KDRI24L	LINE REACTOR, 100HP, 208/240VAC, 3%, UL OPEN, 273A	273a	50.0		Interpolated
KDRG3L	LINE REACTOR, 200HP, 480VAC, 3%, UL OPEN, 240A	240a	65.0		UUT-17
KDRG1L	LINE REACTOR, 250HP, 480VAC, 3%, UL OPEN, 302A	302a	65.0		Interpolated
KDRG2L	LINE REACTOR, 300HP, 480VAC, 3%, UL OPEN, 361A	361a	65.0		Interpolated
KDRJ2L	LINE REACTOR, 350HP, 480VAC, 3%, UL OPEN, 414A	414a	70.0		UUT-19

VERIFIED FOR CODE COMPLIANCE
OSP-0575
BY: Mohammad Karim
11/04/2026
2022 BUILDING CODES

Table 15c - Certified Subcomponents: Fuses (Within Floor/Wall Mounted Units)

ABB Part Number	Description	Rating	Weight [lb]	MFR	UUT
JJS-50A	Class T, 200kA, 600V, 50A	50A	0.1	Cooper Bussmann	Extrapolated
3AUA0000015604	15A, 600V, Class CC, REJ KTK-R-15	15A	< 0.1		Extrapolated
3AUA0000015605	30A, 600V, Class CC, REJ KTK-R-30	30A	< 0.1		Extrapolated
JJS-80	Class T, 200kA, 600V, 80A	80A	0.1		Extrapolated
3AUA0000015607	100A, 600V, Class T, REJ JJS-100	100A	0.1		Extrapolated
3AUA567001A15	100A, 600V,LPJ-100SP	100A	0.2		Extrapolated
JJS-100	Class T, 200kA, 600V, 100A	100A	0.1		Extrapolated
3AUA0000147985	40A,600VAC(T),V Fast Acting	40A	0.1		Extrapolated
3AUA0000147986	50A,600VAC(T),V Fast Acting	50A	0.1		Extrapolated
3AUA0000015606	60A, 600V, Class T, REJ	60A	0.1		Extrapolated
3AUA0000147987	80A, 600VAC(T),V Fast Acting	80A	0.1		Extrapolated
BG56720003-16	90A,600V,JJS-90	90A	0.1		Extrapolated
JJS-150	Class T, 200kA, 600V, 150A	150A	0.2		Extrapolated
3AXD50000050512	JJS-175, 600V	175A	0.2		Extrapolated
JJS-200	Class T, 200kA, 600V, 200A	200A	0.2		Extrapolated
3AXD50000050511	JJS-110, 600V	110A	0.2		Extrapolated
JJS-110	Class T, 200kA, 600V, 110A	110A	0.2		Extrapolated
3AUA0000147989	150A, 600VAC(T),V Fast Acting	150A	0.2		Extrapolated
3AUA0000147990	200A, 600VAC(T),V Fast Acting	200A	0.2		Extrapolated
JJS-175	Class T, 200kA, 600V, 175A	175A	0.2		Extrapolated
JJS-350	Class T, 200kA, 600V, 350A	350A	0.5		Extrapolated
JJS-250	Class T, 200kA, 600V, 250A	250A	0.5		Extrapolated
JJS-300	Class T, 200kA, 600V, 300A	300A	0.5		UUT-27
3AUA0000142381	225A, 600VAC(T)92X25,V Fast,BLH	225A	0.5		Interpolated
3AXD50000050513	JJS-250, 600V	250A	0.5		Interpolated
3AXD50000050514	JJS-300, 600V	300A	0.5		Interpolated
JJS-225	Class T, 200kA, 600V, 225A	225A	0.6		Interpolated
3AUA0000145948	350A, 600VAC(T),V Fast,BLH	350A	0.6		Interpolated
JJS-500	Class T, 200kA, 600V, 500A	500A	1.0		Interpolated
JJS-600	Class T, 200kA, 600V, 600A	600A	1.0		Interpolated
170M5x08	Bussmann 170M5x08, 690V, 400A	400A	0.7		Interpolated
170M5x10	Bussmann 170M5x10, 690V, 500A	500A	0.7		Interpolated
170M6x10	Bussmann 170M6x10, 690V, 630A	630A	1.5		Interpolated
170M6x11	Bussmann 170M6x11, 690V, 700A	700A	2.6		Interpolated
170M6x12	Bussmann 170M6x12, 690V, 800A	800A	2.6		UUT-28, UUT-29

Note: JJS Part Numbers are Bussman Part Numbers, and 3AU part numbers are ABB part numbers

Table 16c - Certified Subcomponents: Fans (Within Floor/Wall Mounted Units)

ABB Part Number	Description	Rating	Weight [lb]	MFR	UUT
UF15KC12-BTH	ENCLOSURE FAN, 6", 293 CFM, 115 VAC	293 CFM	2.3	MECHATRONICS	UUT-27
3243.110	FAN 13" 353/289/330/284 CFM 110VAC/60Hz	284 CFM	7.9	Rittal	UUT-28, UUT-29
3244.110	FAN 13" 424/359/406/322 CFM 110VAC/60HZ	322 CFM	9.5		Interpolated
3139.110	ROOF FAN 13" 323/229/252 CFM 110VAC/60HZ	252 CFM	11.5		Interpolated
3140.110	ROOF FAN 13" 518/359/412 CFM 115VAC/60HZ	412 CFM	13.2		UUT-28, UUT-29

HCAi ACCEPTED FOR CODE COMPLIANCE OSP-0575 Mohammad Karim EFFECTIVE DATE: 11/04/2026 BUILDING CODE: 2025

Table 17c - Certified Subcomponents: Contactors (Within Floor/Wall Mounted Units)

ABB Part Number	Description	Rating	Weight [lb]	MFR	UUT
AF09-30-01-13	CONTACTOR, 3 POLE, 25A, 2/5/7.5HP, 100-250VAC/DC COIL, 1NC	25A	0.6	ABB	Extrapolated
3AXD50000017471	AX09-30-10-84	22A, 4kW at 400V	0.7		Extrapolated
3AXD50000017472	AX12-30-10-84	25A, 5.5kW at 400V	0.7		Extrapolated
3AXD50000017473	AX25-30-10-84	32A, 11kW at 400V	0.7		Extrapolated
3AXD50000017474	AX32-30-10-84	55A, 15kW at 400V	1.5		Extrapolated
3AXD50000017475	AX40-30-10-84	60A, 18.5kW at 400V	1.5		Extrapolated
3AXD50000050428	AX50-30-00-84	100A, 22kW at 400V	2.2		Extrapolated
3AXD50000017477	AX80-30-00-84	125A, 37kW at 400V	2.2		Extrapolated
AX80-30-00-84	CONTACTOR, 3 POLE, 77/105A, 600VAC, 120VAC COIL	77/105A	2.5		Extrapolated
3AXD50000050111	AX95-30-11-84	145A, 45kW at 400V	4.6		Extrapolated
3AXD50000050113	AX150-30-11-84	190A, 75kW at 400V	4.6		Extrapolated
AX150-30-11-84	CONTACTOR, 3 POLE, 125/170A, 600VAC, 120VAC COIL, 1NO, 1NC	125/170A	5.0		Extrapolated
AX185-30-11-84	CONTACTOR, 3 POLE, 156/250A, 600VAC, 120VAC COIL, 1NO, 1NC	156/250A	8.0		UUT-27
3AXD50000050114	AX185-30-11-84	250A, 90kW at 400V	8.4		Interpolated
3AXD50000050115	AX205-30-11-84	275A, 110kW at 400V	8.4		UUT-27
AF265-30-00-97	CONTACTOR, 3 POLE, 350A, 75/200/250HP, 100-250VAC/DC (BXR)COIL, 1NO 1NC	350A	10.0		Interpolated
3AXD50000050116	AF265-30-00-13	400A, 140kW at 400V	10.2		Interpolated
AF305-30-11-13	CONTACTOR 3Pole/600V/100-250Vcoil/305A/250Hp@480V	350A	10.0		Interpolated
AF370-30-11-13	CONTACTOR 3Pole/600V/100-250Vcoil/600A/300Hp@480V	600 A	10.0		Interpolated
AF400-30-11-70	CONTACTOR, 3 POLE, 550A, 125/350/400HP, 100-250VAC/DC COIL, 1NO 1NC	550A	27.0		UUT-28
AF460-30-11-70	CONTACTOR, 3 POLE, 150/400/500HP, 100-250VAC/DC COIL, 1NO 1NC	650 A	27.0		UUT-28

HCAi OSP-0575 DATE: 11/04/2026

Table 18c - Certified Subcomponents: Circuit Breakers - Type Code +F255 (Within Floor/Wall Mounted Units)

ABB Part Number	Description	Rating	Weight [lb]	MFR	UUT
XT1HU3060AFF000XXX	XT CIRCUIT BREAKER, 480VAC, 3 POLE, 60A, UL CURRENT LIMITING, 65KAIC	60A	3.1	ABB	Extrapolated
XT1HU3100AFF000XXX	XT CIRCUIT BREAKER, 480VAC, 3 POLE, 100A, UL CURRENT LIMITING, 65KAIC	100A	3.1		Extrapolated
3AXD50000049170	XT1H 100 TMF	100 A	3.1		Extrapolated
3AXD50000049164	XT1H 15 TMF	15 A	3.1		Extrapolated
3AXD50000049169	XT1H 60 TMF	65 A	3.1		Extrapolated
3AXD50000049168	XT1H 35 TMF	35 A	3.1		Extrapolated
3AXD50000136520	XT2L 70 TMF	70 A	3.5		Extrapolated
3AXD50000136537	XT2L 100 TMA	100 A	3.5		Extrapolated
XT2LU3070AFF000XXX	XT CIRCUIT BREAKER, 480VAC, 3 POLE, 70A, UL CURRENT LIMITING, 100KAIC	70A	3.5		Extrapolated
XT3SU3100AFF000XXX	XT CIRCUIT BREAKER, 480VAC, 3 POLE, 100A, UL CURRENT LIMITING, 35KAIC	100A	4.0		Extrapolated
3AXD50000049924	XT3S 225 TMF	225 A	4.6		Extrapolated
3AXD50000049923	XT3S 125 TMF	125 A	4.6		Extrapolated
XT3SU3125AFF000XXX	XT CIRCUIT BREAKER, 480VAC, 3 POLE, 125A, UL CURRENT LIMITING, 35KAIC	125A	4.6		Extrapolated
XT3SU3225AFF000XXX	XT CIRCUIT BREAKER, 480VAC, 3 POLE, 225A, UL CURRENT LIMITING, 35KAIC	225A	4.6		UUT-27
XT5HU340BBYF000XXX	XT CIRCUIT BREAKER, 480VAC, 3 POLE, 400A, UL CURRENT LIMITING	400A	8.0		Interpolated
XT5HU360BBFF000XXX	XT CIRCUIT BREAKER, 480VAC, 3 POLE, 600A, UL CURRENT LIMITING	600A	8.0		Interpolated
XT5LU360BBYF000XXX	XT CIRCUIT BREAKER, 480VAC, 3 POLE, 600A, UL CURRENT LIMITING	600A	8.0		Interpolated
3AXD50000146420	T5N400E5W	400A	8.6		Interpolated
T5L400TW	CIRCUIT BREAKER, 600VAC, 400A, 3 POLE	400A	11.0		Interpolated
T5N400E5W	CIRCUIT BREAKER, 600VAC, 400A, 3 POLE, MAGNETIC ONLY, ELECTRONIC MCP, 25KAIC	400A	11.0		Interpolated
T5L600BW	CIRCUIT BREAKER, 600VAC, 600A, 3 POLE, ELECTRONIC TRIP UNIT, 100KAIC	600A	11.0		UUT28, UUT-29

REVIEWED FOR CODE COMPLIANCE HCAi OSP-0575 BY: Mohammad Karim DATE: 11/04/2026 CALIFORNIA BUILDING CODE, 2025

Table 19c - Certified Subcomponents: Fuse Blocks (Within Floor/Wall Mounted Units)

ABB Part Number	Description	Rating	Weight [lb]	MFR	UUT
BMM603-1PQ	1 POLE FUSE BLOCK -SUPPLEMENTAL, 30A	30A	0.1	Cooper Bussmann	Extrapolated
BCM603-2PQ	2 POLE FUSE BLOCK - CLASS CC, 30A	30A	0.2		Extrapolated
3AUA0000142370	3 Pole, 31-60A, 600VAC, Class T	31-60A	0.6		Extrapolated
FU0005A64	1 Pole, BSMN T60200-1C, 200A	101-200A	1.0		Extrapolated
T60200-1C	1 POLE FUSE BLOCK - CLASS T, 200A	200A	1.0		Extrapolated
T60400-1C	1 POLE FUSE BLOCK - CLASS T, 400A	400A	1.2		UUT-27
3AUA0000142380	1 Pole, 600VAC, 400A, Class T	201-400A	1.3		Extrapolated
3AUA0000142373	3 Pole, 61-100A,600V, Class T	61-100A	1.5		Extrapolated
T60600-1C	1 POLE FUSE BLOCK - CLASS T, 600A	600A	2.5		Extrapolated
BCM603-3PQ	3 POLE FUSE BLOCK - CLASS CC, 30A	30A	0.3		Extrapolated
TM60060-3CR	3 POLE FUSE BLOCK - CLASS T, 60A	60A	0.6		Extrapolated
TM60100-3CR	3 POLE FUSE BLOCK - CLASS T, 100A	100A	1.0		Extrapolated
LSCR002	Modular Style Semiconductor Fuse Blocks	800A	1.0	Littlefuse	UUT-28, UUT-29

HCAi
OSP-0575
BY: Mohammad Karim
DATE: 11/04/2026
CALIFORNIA BUILDING CODE, 2025

Table 20c - Certified Subcomponents: Disconnect Switches / Service Switches (Within Floor/Wall Mounted Units)

ABB Part Number	Description	Rating	Weight [lb]	MFR	UUT
3AUA0000049777	Disconnect Switch	100A	0.8	ABB	Extrapolated
3AXD50000049831	OT30F	30A	0.8		Extrapolated
3AXD50000049832	OT60F	60A	0.8		Extrapolated
3AUA0000019627	Disconnect Switch	200A	1.2		Extrapolated
OT200U03	DISCONNECT SWITCH, 200A, 3P, 600VAC, 200HP @ 480V	200A	3.3		UUT-27
3AXD50000139828	XT2D	125A	3.5		Interpolated
T5H400DW	MOLDED CASE SWITCH, 600VAC, 400A, 3 POLE, MAGNETIC ONLY, 65KA	400A	4.2		Interpolated
T5L600DW	MOLDED CASE SWITCH, 600VAC, 600A, 3 POLE, MAGNETIC ONLY, 100KA	600A	4.2		Interpolated
T5H600DW	MOLDED CASE SWITCH, 600VAC, 600A, 3 POLE, MAGNETIC ONLY, 65KA	600A	4.2		UUT-28
T5L400DW	MOLDED CASE SWITCH, 600VAC, 400A, 3 POLE,	400A	4.15		Extrapolated
T5L600DW	MOLDED CASE SWITCH, 600VAC, 600A, 3 POLE,	600A	4.15		Extrapolated
OT400U03	DISCONNECT SWITCH, 400A, 3P, 600VAC, 250HP @ 480V	400A	6.7		Extrapolated
3AXD50000049819	OT400U03	400 A	6.7		Extrapolated

Table 21c - Certified Subcomponents: Current Transformers (Within Floor/Wall Mounted Units)

ABB Part Number	Description	Rating	Weight [lb]	MFR	UUT
X4150PSF1	CONTROL TRANSFORMER, 150VA, PRI: 460/230V, SEC: 115/24V	150VA	9.0	ABB	UUT-27
9070TF750D1	XFMR/750 VA/460Vac PRI/120Vac SEC w/FUS	750VA	18	Schneider	UUT-28
9070TF500D1	XFMR/500 VA/460Vac PRI/120Vac SEC w/FUS	500VA	12.6		UUT-29

HCAi OSP-0575 DATE: 11/04/2026 CALIFORNIA BUILDING CODE, 2025

UUT Summary

UUT	Model Number	Rating	Test Lab	Test Report Written by	Test Report Number	Test Date(s)	Mounting Configuration	Mounting Orientation	S_{DS} z/h=1	S_{DS} z/h=0
1A	ACH580-01-044A-4		DCL	DCL	30686-1801 Rev01	6/11/18-6/16/18	Rigid	Wall Mounted	2.00	2.50
1B	ACH580-01-044A-4		DCL	DCL	30686-1801 Rev01	6/11/18-6/16/18	Spring Isolated	Wall Mounted	2.00	2.50
2A	ACH580-01-414A-4		DCL	DCL	30686-1801 Rev01	6/11/18-6/16/18	Rigid	Wall Mounted	2.00	2.50
2B	ACH580-01-414A-4		DCL	DCL	30686-1801 Rev01	6/11/18-6/16/18	Spring Isolated	Wall Mounted	2.00	2.50
3A	ACH580-31-023A-4		DCL	DCL	30686-1801 Rev01	6/11/18-6/16/18	Rigid	Wall Mounted	2.00	2.50
3B	ACH580-31-023A-4		DCL	DCL	30686-1801 Rev01	6/11/18-6/16/18	Spring Isolated	Wall Mounted	2.00	2.50
4A	ACS880-11-180A-5		DCL	DCL	30686-1801 Rev01	6/11/18-6/16/18	Rigid	Wall Mounted	2.00	2.50
4B	ACS880-11-180A-5		DCL	DCL	30686-1801 Rev01	6/11/18-6/16/18	Spring Isolated	Wall Mounted	2.00	2.50
5A	ACH580-VCR-012A-4		DCL	DCL	30686-1801 Rev01	6/11/18-6/16/18	Rigid	Wall Mounted	2.00	2.50
5B	ACH580-VCR-012A-4		DCL	DCL	30686-1801 Rev01	6/11/18-6/16/18	Spring Isolated	Wall Mounted	2.00	2.50
6A	ACH580-VCR-065A-4		DCL	DCL	30686-1801 Rev01	6/11/18-6/16/18	Rigid	Wall Mounted	2.00	2.50
6B	ACH580-VCR-065A-4		DCL	DCL	30686-1801 Rev01	6/11/18-6/16/18	Spring Isolated	Wall Mounted	2.00	2.50
7A	ACH580-PCR-044A-4		DCL	DCL	30686-1801 Rev01	6/11/18-6/16/18	Rigid	Wall Mounted	2.00	2.50
7B	ACH580-PCR-044A-4		DCL	DCL	30686-1801 Rev01	6/11/18-6/16/18	Spring Isolated	Wall Mounted	2.00	2.50
7C	ACH580-PCR-044A-4		DCL	DCL	30686-1801 Rev01	6/11/18-6/16/18	Rigid	Wall Mounted	2.00	2.50
7D	ACH580-PCR-044A-4		DCL	DCL	30686-1801 Rev01	6/11/18-6/16/18	Spring Isolated	Wall Mounted	2.00	2.50
8A	ACH580-PCR-065A-4		DCL	DCL	30686-1801 Rev01	6/11/18-6/16/18	Rigid	Wall Mounted	2.00	2.50
8B	ACH580-PCR-065A-4		DCL	DCL	30686-1801 Rev01	6/11/18-6/16/18	Spring Isolated	Wall Mounted	2.00	2.50
8C	ACH580-PCR-065A-4		DCL	DCL	30686-1801 Rev01	6/11/18-6/16/18	Rigid	Wall Mounted	2.00	2.50
8D	ACH580-PCR-065A-4		DCL	DCL	30686-1801 Rev01	6/11/18-6/16/18	Spring Isolated	Wall Mounted	2.00	2.50
9A	ACH580-BCR-023A-4		DCL	DCL	30686-1801 Rev01	6/11/18-6/16/18	Rigid	Wall Mounted	2.00	2.50
9B	ACH580-BCR-023A-4		DCL	DCL	30686-1801 Rev01	6/11/18-6/16/18	Spring Isolated	Wall Mounted	2.00	2.50
10A	ACH580-BCR-065A-4		DCL	DCL	30686-1801 Rev01	6/11/18-6/16/18	Rigid	Wall Mounted	2.00	2.50
10B	ACH580-BCR-065A-4		DCL	DCL	30686-1801 Rev01	6/11/18-6/16/18	Spring Isolated	Wall Mounted	2.00	2.50
11A	ACH580-BCR-240A-4		DCL	DCL	30686-1801 Rev01	6/11/18-6/16/18	Rigid	Wall Mounted	2.00	2.50
11B	ACH580-BCR-240A-4		DCL	DCL	30686-1801 Rev01	6/11/18-6/16/18	Spring Isolated	Wall Mounted	2.00	2.50
12A	ACH580-01-096A-4		DCL	DCL	30686-1801 Rev01	6/11/18-6/16/18	Rigid	Wall Mounted	2.00	2.50
12B	ACH580-01-096A-4		DCL	DCL	30686-1801 Rev01	6/11/18-6/16/18	Spring Isolated	Wall Mounted	2.00	2.50
13A	ACS880-01-414A-5		DCL	DCL	30686-1801 Rev01	6/11/18-6/16/18	Rigid	Wall Mounted	2.00	2.50
13B	ACS880-01-414A-5		DCL	DCL	30686-1801 Rev01	6/11/18-6/16/18	Spring Isolated	Wall Mounted	2.00	2.50
14A	ACS880-01-034A-5		DCL	DCL	30686-1801 Rev01	6/11/18-6/16/18	Rigid	Wall Mounted	2.00	2.50
14B	ACS880-01-034A-5		DCL	DCL	30686-1801 Rev01	6/11/18-6/16/18	Spring Isolated	Wall Mounted	2.00	2.50
15A	ACS880-01-414A-5		DCL	DCL	30686-1801 Rev01	6/11/18-6/16/18	Rigid	Wall Mounted	2.00	2.50
15B	ACS880-01-414A-5		DCL	DCL	30686-1801 Rev01	6/11/18-6/16/18	Spring Isolated	Wall Mounted	2.00	2.50
16A	ACH580-BCR-096A-4+E213 (BX1-4)		DCL	DCL	13085-2001	10/20/20-10/22/20; 12/14/20-12/15/20	Rigid	Wall Mounted	2.00	2.50
16B	ACH580-BCR-096A-4+E213 (BX1-4)		DCL	DCL	13085-2001	10/20/20-10/22/20; 12/14/20-12/15/20	Spring Isolated	Wall Mounted	2.00	2.50
17	ACH580-BCR-240A-4+E213 (BX1-6)		DCL	DCL	13085-2001	10/20/20-10/22/20; 12/14/20-12/15/20	Rigid	Base Mounted	2.00	2.50
18A	ACH580-PCR-273A-2+E213 (BX1-5)		DCL	DCL	13085-2001	10/20/20-10/22/20; 12/14/20-12/15/20	Rigid	Wall Mounted	2.00	2.50
18B	ACH580-PCR-273A-2+E213 (BX1-5)		DCL	DCL	13085-2001	10/20/20-10/22/20; 12/14/20-12/15/20	Spring Isolated	Wall Mounted	2.00	2.50
19	ACH580-PCR-414A-4+B058+E213 (PXB3R-5)		DCL	DCL	13085-2001	10/20/20-10/22/20; 12/14/20-12/15/20	Rigid	Base Mounted	2.00	2.50
20	ACH580-BCR-414A-4+B058+E213+F267 (BX3R-6)		DCL	DCL	13085-2001	10/20/20-10/22/20; 12/14/20-12/15/20	Rigid	Base Mounted	2.00	2.50
21A	ACH580-VCR-077A-6		DCL	DCL	31063-1901	7/23/2019	Rigid	Wall Mounted	2.00	2.50
21B	ACH580-VCR-077A-6		DCL	DCL	31063-1901	7/23/2019	Spring Isolated	Wall Mounted	2.00	2.50
22A	ACH580-3BCR-07A6-4		DCL	DCL	18720-2201	12/5/22-12/8/22; 1/12/23	Rigid	Wall Mounted	2.00	2.50
22B	ACH580-3BCR-07A6-4		DCL	DCL	18720-2201	12/5/22-12/8/22; 1/12/23	Spring Isolated	Wall Mounted	2.00	2.50
23A	ACH580-3BCR-077A-4		DCL	DCL	18720-2201	12/5/22-12/8/22; 1/12/23	Rigid	Wall Mounted	2.00	2.50
23B	ACH580-3BCR-077A-4		DCL	DCL	18720-2201	12/5/22-12/8/22; 1/12/23	Spring Isolated	Wall Mounted	2.00	2.50
24A	ACH580-3PCR-180A-4		DCL	DCL	18720-2201	12/5/22-12/8/22; 1/12/23	Rigid	Wall Mounted	2.00	2.50
24B	ACH580-3PCR-180A-4		DCL	DCL	18720-2201	12/5/22-12/8/22; 1/12/23	Spring Isolated	Wall Mounted	2.00	2.50
25A	ACH580-3PCR-07A6-4		DCL	DCL	18720-2201	12/5/22-12/8/22; 1/12/23	Rigid	Wall Mounted	2.00	2.50
25B	ACH580-3PCR-07A6-4		DCL	DCL	18720-2201	12/5/22-12/8/22; 1/12/23	Spring Isolated	Wall Mounted	2.00	2.50
26A	ACH580-3PCR-077A-4		DCL	DCL	18720-2201	12/5/22-12/8/22; 1/12/23	Rigid	Wall Mounted	2.00	2.50
26B	ACH580-3PCR-077A-4		DCL	DCL	18720-2201	12/5/22-12/8/22; 1/12/23	Spring Isolated	Wall Mounted	2.00	2.50
27	ACH580-3BCR-180A-4		DCL	DCL	18720-2201	12/5/22-12/8/22; 1/12/23	Rigid	Combination Base/Wall Mounted	2.00	2.50
28	ACH580-3BCR-477A-4		DCL	DCL	18720-2201	12/5/22-12/8/22; 1/12/23	Rigid	Combination Base/Wall Mounted	2.00	2.50
29	ACH580-3PCR-477A-4		DCL	DCL	18720-2201	12/5/22-12/8/22; 1/12/23	Rigid	Combination Base/Wall Mounted	2.00	2.50
30A	ACS180-04S-04A8-2		DCL	DCL	18720-2201	12/5/22-12/8/22; 1/12/23	Rigid	Wall Mounted	2.00	2.50
30B	ACS180-04S-03A7-2		DCL	DCL	18720-2201	12/5/22-12/8/22; 1/12/23	Spring Isolated	Wall Mounted	2.00	2.50
31A	ACH180-045-050A-4		DCL	DCL	18720-2201	12/5/22-12/8/22; 1/12/23	Rigid	Wall Mounted	2.00	2.50
31B	ACH180-045-050A-4		DCL	DCL	18720-2201	12/5/22-12/8/22; 1/12/23	Spring Isolated	Wall Mounted	2.00	2.50
32A	ACS580-01-017A-2		DCL	DCL	22569-2301b	6/20/24-6/21/24	Rigid	Wall Mounted	2.00	2.50
32B	ACS580-01-017A-2		DCL	DCL	22569-2301b	6/20/24-6/21/24	Spring Isolated	Wall Mounted	2.00	2.50
33A	ACS580-01-017A-2		DCL	DCL	22569-2301b	6/20/24-6/21/24	Rigid	Wall Mounted	2.00	2.50
33B	ACS580-01-017A-2		DCL	DCL	22569-2301b	6/20/24-6/21/24	Spring Isolated	Wall Mounted	2.00	2.50
34A	ACS580-01-059A-2		DCL	DCL	22569-2301b	6/20/24-6/21/24	Rigid	Wall Mounted	2.00	2.50
34B	ACS580-01-059A-2		DCL	DCL	22569-2301b	6/20/24-6/21/24	Spring Isolated	Wall Mounted	2.00	2.50
35A	ACS580-01-059A-2		DCL	DCL	22569-2301b	6/20/24-6/21/24	Rigid	Wall Mounted	2.00	2.50
35B	ACS580-01-059A-2		DCL	DCL	22569-2301b	6/20/24-6/21/24	Spring Isolated	Wall Mounted	2.00	2.50
36A	ACH580-VCR-012A-4+B056+F267		DCL	DCL	26845-2501	7/15/25-7/16/25	Rigid	Wall Mounted	2.00	2.50
36B	ACH580-VCR-012A-4+B056+F267		DCL	DCL	26845-2501	7/15/25-7/16/25	Spring Isolated	Wall Mounted	2.00	2.50
37A	ACH580-VCR-077A-4+B056+F267		DCL	DCL	26845-2501	7/15/25-7/16/25	Rigid	Wall Mounted	2.00	2.50
37B	ACH580-VCR-077A-4+B056+F267		DCL	DCL	26845-2501	7/15/25-7/16/25	Spring Isolated	Wall Mounted	2.00	2.50
38A	ACH580-3BCR-023A-4+F267		DCL	DCL	26845-2501	7/15/25-7/16/25	Rigid	Wall Mounted	2.00	2.50
38B	ACH580-3BCR-023A-4+F267		DCL	DCL	26845-2501	7/15/25-7/16/25	Spring Isolated	Wall Mounted	2.00	2.50
39A	ACH580-3BCR-077A-4+F267		DCL	DCL	26845-2501	7/15/25-7/16/25	Rigid	Wall Mounted	2.00	2.50
39B	ACH580-3BCR-077A-4+F267		DCL	DCL	26845-2501	7/15/25-7/16/25	Spring Isolated	Wall Mounted	2.00	2.50
40A	ACH580-VCR-023A-4		DCL	DCL	29468-2601	6/8/26-6/9/26	Rigid	Wall Mounted	2.00	2.50
40B	ACH580-VCR-023A-4		DCL	DCL	29468-2601	6/8/26-6/9/26	Spring Isolated	Wall Mounted	2.00	2.50
41A	ACH580-VCR-044A-4		DCL	DCL	29468-2601	6/8/26-6/9/26	Rigid	Wall Mounted	2.00	2.50
41B	ACH580-VCR-044A-4		DCL	DCL	29468-2601	6/8/26-6/9/26	Spring Isolated	Wall Mounted	2.00	2.50

REVIEWED FOR CODE COMPLIANCE
OSP-0575
BY: Mohammad
DATE: 11/04/2026
ACCEPTABLE UNDER 2025 FLORIDA BUILDING CODE

VMC GROUP
CONTROLLED ENVIRONMENT SOLUTIONS

UNIT UNDER TEST (UUT)
Summary Sheet

UUT-1A

Test Report (TR): 30686-1801 Rev01; Test Lab: DCL; Reporting: DCL; Test Dates: 6/11/18-6/16/18

Model Line	Model Number	Manufacturer
ACx580	ACH580-01-044A-4	ABB

Product Construction Summary

Plastic Type 1 Enclosure

Options / Subcomponent Summary

Variable Frequency Drive: ACH580-01-044A-4, ABB, Plastic

UUT Properties

Weight [lbs]	Dimensions [in]			Lowest Nat. Freq. [Hz]		
	Length	Width	Height	F-B	S-S	V
26	9.0	8.0	19.0	N/A	N/A	N/A

UUT Highest Passed Seismic Run Information

Building Code	Test Criteria	S_{DS}	z/h	H_f	R_μ	I_P	A_{FLX-H}	A_{RIG-H}	A_{FLX-V}	A_{RIG-V}
CBC 2025	ICC-ES AC156-24	2.00	1.0	3.5	1.3	1.5	3.20	2.40	-	-
		2.50	0.0	1.0	1.0	1.5	-	-	1.68	0.68

Test Mounting Details

UUT-1A was mounted directly to the wall fixture using (4) 10-32" diameter Grade bolts.



All units were filled with contents and maintained structural integrity and functionality after AC-156 test.

REVIEWED FOR CODE COMPLIANCE
HCAi
OSP-0575
BY: Mohammad Karim
DATE: 11/04/2026
CALIFORNIA BUILDING CODE 2025

VMC GROUP
CONTROLLED ENVIRONMENT SOLUTIONS

UNIT UNDER TEST (UUT)
Summary Sheet

UUT-1B

Test Report (TR): 30686-1801 Rev01; Test Lab: DCL; Reporting: DCL; Test Dates: 6/11/18-6/16/18

Model Line	Model Number	Manufacturer
ACx580	ACH580-01-044A-4	ABB

Product Construction Summary

Plastic Type 1 Enclosure

Options / Subcomponent Summary

Variable Frequency Drive: ACH580-01-044A-4, ABB, Plastic

UUT Properties

Weight [lbs]	Dimensions [in]			Lowest Nat. Freq. [Hz]		
	Length	Width	Height	F-B	S-S	V
26	9.0	8.0	19.0	N/A	N/A	N/A

UUT Highest Passed Seismic Run Information

Building Code	Test Criteria	S_{DS}	z/h	H_f	R_μ	I_P	A_{FLX-H}	A_{RIG-H}	A_{FLX-V}	A_{RIG-V}
CBC 2025	ICC-ES AC156-24	2.00	1.0	3.5	1.3	1.5	3.20	2.40	-	-
		2.50	0.0	1.0	1.0	1.5	-	-	1.68	0.68

Test Mounting Details

UUT-1B was mounted to the wall fixture using (4) 10-32" diameter Grade bolts. The wall fixture was isolated using (4) VMC Group MSSH-1E-530N spring isolators. The isolators were connected to the wall fixture using (1) 3/4 Grade 5 bolt each, and were connected to the shake table using (4) 1/2" diameter Grade 5 bolts per isolator.





All units were filled with contents and maintained structural integrity and functionality after AC-156 test.

REVIEWED FOR CODE COMPLIANCE
HCAi
OSP-0575
BY: Mohammad Karim
DATE: 11/04/2026
CALIFORNIA BUILDING CODE, 2025

VMC GROUP
CONTROLLED ENVIRONMENT SOLUTIONS

UNIT UNDER TEST (UUT)
Summary Sheet

UUT-2A

Test Report (TR): 30686-1801 Rev01; Test Lab: DCL; Reporting: DCL; Test Dates: 6/11/18-6/16/18

Model Line	Model Number	Manufacturer
ACx580	ACH580-01-414A-4	ABB

Product Construction Summary

Plastic Type 12 Enclosure with Drip Hood

Options / Subcomponent Summary

Variable Frequency Drive: ACH580-01-414A-4, ABB, Plastic

UUT Properties

Weight [lbs]	Dimensions [in]			Lowest Nat. Freq. [Hz]		
	Length	Width	Height	F-B	S-S	V
216	15.0	19.0	38.0	N/A	N/A	N/A

Building Code	Test Criteria	UUT Highest Passed Seismic Run Information								
		S_{DS}	z/h	H_f	R_μ	I_P	A_{FLX-H}	A_{RIG-H}	A_{FLX-V}	A_{RIG-V}
CBC 2025	ICC-ES AC156-24	2.00	1.0	3.5	1.3	1.5	3.20	2.40	-	-
		2.50	0.0	1.0	1.0	1.5	-	-	1.68	0.68

Test Mounting Details

UUT-2A was mounted directly to the wall fixture using (4) 5/16" diameter Grade 8 bolts.



All units were filled with contents and maintained structural integrity and functionality after AC-156 test.

REVIEWED FOR CODE COMPLIANCE
HCAi
OSP-0575
BY: Mohammad Karim
DATE: 11/04/2026
CALIFORNIA BUILDING CODE 2025

VMC GROUP
CONTROLLED ENVIRONMENT SOLUTIONS

UNIT UNDER TEST (UUT)
Summary Sheet

UUT-2B

Test Report (TR): 30686-1801 Rev01; Test Lab: DCL; Reporting: DCL; Test Dates: 6/11/18-6/16/18

Model Line	Model Number	Manufacturer
ACx580	ACH580-01-414A-4	ABB

Product Construction Summary

Plastic Type 12 Enclosure with Drip Hood

Options / Subcomponent Summary

Variable Frequency Drive: ACH580-01-414A-4, ABB, Plastic

UUT Properties

Weight [lbs]	Dimensions [in]			Lowest Nat. Freq. [Hz]		
	Length	Width	Height	F-B	S-S	V
216	15.0	19.0	38.0	N/A	N/A	N/A

Building Code	Test Criteria	UUT Highest Passed Seismic Run Information								
		S_{DS}	z/h	H_f	R_μ	I_P	A_{FLX-H}	A_{RIG-H}	A_{FLX-V}	A_{RIG-V}
CBC 2025	ICC-ES AC156-24	2.00	1.0	3.5	1.3	1.5	3.20	2.40	-	-
		2.50	0.0	1.0	1.0	1.5	-	-	1.68	0.68

Test Mounting Details

UUT-2B was mounted to the wall fixture using (4) 5/16" diameter Grade 8 bolts. The wall fixture was isolated using (4) VMC Group MSSH-1E-530N spring isolators. The isolators were connected to the wall fixture using (1) 3/4 Grade 5 bolt each, and were connected to the shake table using (4) 1/2" diameter Grade 5 bolts per isolator.





All units were filled with contents and maintained structural integrity and functionality after AC-156 test.

REVIEWED FOR CODE COMPLIANCE
OSP-0575
BY: Mohammad Karim
DATE: 11/04/2026
CALIFORNIA BUILDING CODE, 2022

VMC GROUP
CONTROLLED ENVIRONMENT SOLUTIONS

UNIT UNDER TEST (UUT)
Summary Sheet

UUT-3A

Test Report (TR): 30686-1801 Rev01; Test Lab: DCL; Reporting: DCL; Test Dates: 6/11/18-6/16/18

Model Line	Model Number	Manufacturer
ACx580	ACH580-31-023A-4	ABB

Product Construction Summary

Plastic Type 1 Enclosure

Options / Subcomponent Summary

Variable Frequency Drive: ACH580-31-023A-4, ABB, Plastic

UUT Properties

Weight [lbs]	Dimensions [in]			Lowest Nat. Freq. [Hz]		
	Length	Width	Height	F-B	S-S	V
44	8.0	14.0	20.0	N/A	N/A	N/A

UUT Highest Passed Seismic Run Information

Building Code	Test Criteria	S_{DS}	z/h	H_f	R_μ	I_P	A_{FLX-H}	A_{RIG-H}	A_{FLX-V}	A_{RIG-V}
CBC 2025	ICC-ES AC156-24	2.00	1.0	3.5	1.3	1.5	3.20	2.40	-	-
		2.50	0.0	1.0	1.0	1.5	-	-	1.68	0.68

Test Mounting Details

UUT-3A was mounted directly to the wall fixture using (4) 10-32" diameter Grade bolts.



All units were filled with contents and maintained structural integrity and functionality after AC-156 test.

REVIEWED FOR CODE COMPLIANCE
HCAi
OSP-0575
BY: Mohammad Karim
DATE: 11/04/2026
CALIFORNIA BUILDING CODE, 2025

VMC GROUP
CONTROLLED ENVIRONMENT SOLUTIONS

UNIT UNDER TEST (UUT)
Summary Sheet

UUT-3B

Test Report (TR): 30686-1801 Rev01; Test Lab: DCL; Reporting: DCL; Test Dates: 6/11/18-6/16/18

Model Line	Model Number	Manufacturer
ACx580	ACH580-31-023A-4	ABB

Product Construction Summary

Plastic Type 1 Enclosure

Options / Subcomponent Summary

Variable Frequency Drive: ACH580-31-023A-4, ABB, Plastic

UUT Properties

Weight [lbs]	Dimensions [in]			Lowest Nat. Freq. [Hz]		
	Length	Width	Height	F-B	S-S	V
44	8.0	14.0	20.0	N/A	N/A	N/A

UUT Highest Passed Seismic Run Information

Building Code	Test Criteria	S_{DS}	z/h	H_f	R_μ	I_P	A_{FLX-H}	A_{RIG-H}	A_{FLX-V}	A_{RIG-V}
CBC 2025	ICC-ES AC156-24	2.00	1.0	3.5	1.3	1.5	3.20	2.40	-	-
		2.50	0.0	1.0	1.0	1.5	-	-	1.68	0.68

Test Mounting Details

UUT-3B was mounted to the wall fixture using (4) 10-32" diameter Grade bolts. The wall fixture was isolated using (4) VMC Group MSSH-1E-530N spring isolators. The isolators were connected to the wall fixture using (1) 3/4 Grade 5 bolt each, and were connected to the shake table using (4) 1/2" diameter Grade 5 bolts per isolator.





All units were filled with contents and maintained structural integrity and functionality after AC-156 test.

REVIEWED FOR CODE COMPLIANCE
HCAi
OSP-0575
BY: Mohammad Karim
DATE: 11/04/2026
CALIFORNIA BUILDING CODE, 2025

VMC GROUP
CONTROLLED ENVIRONMENT SOLUTIONS

UNIT UNDER TEST (UUT)
Summary Sheet

UUT-4A

Test Report (TR): 30686-1801 Rev01; Test Lab: DCL; Reporting: DCL; Test Dates: 6/11/18-6/16/18

Model Line	Model Number	Manufacturer
ACx880	ACS880-11-180A-5	ABB

Product Construction Summary

Plastic Type 12 Enclosure with Drip Hood

Options / Subcomponent Summary

Variable Frequency Drive: ACS880-11-180A-5, ABB, Plastic

UUT Properties

Weight [lbs]	Dimensions [in]			Lowest Nat. Freq. [Hz]		
	Length	Width	Height	F-B	S-S	V
268	20.0	12.0	38.0	N/A	N/A	N/A

Building Code	Test Criteria	UUT Highest Passed Seismic Run Information								
		S_{DS}	z/h	H_f	R_μ	I_P	A_{FLX-H}	A_{RIG-H}	A_{FLX-V}	A_{RIG-V}
CBC 2025	ICC-ES AC156-24	2.00	1.0	3.5	1.3	1.5	3.20	2.40	-	-
		2.50	0.0	1.0	1.0	1.5	-	-	1.68	0.68

Test Mounting Details

UUT-4A was mounted directly to the wall fixture using (4) 5/16" diameter Grade 8 bolts.



All units were filled with contents and maintained structural integrity and functionality after AC-156 test.

REVIEWED FOR CODE COMPLIANCE
HCAi
OSP-0575
BY: Mohammad Karim
DATE: 11/04/2026
CALIFORNIA BUILDING CODE, 2025

UNIT UNDER TEST (UUT)
Summary Sheet

UUT-4B

Test Report (TR): 30686-1801 Rev01; Test Lab: DCL; Reporting: DCL; Test Dates: 6/11/18-6/16/18

Model Line	Model Number	Manufacturer
ACx880	ACS880-11-180A-5	ABB

Product Construction Summary

Plastic Type 12 Enclosure with Drip Hood

Options / Subcomponent Summary

Variable Frequency Drive: ACS880-11-180A-5, ABB, Plastic

UUT Properties

Weight [lbs]	Dimensions [in]			Lowest Nat. Freq. [Hz]		
	Length	Width	Height	F-B	S-S	V
268	20.0	12.0	38.0	N/A	N/A	N/A

Building Code	Test Criteria	UUT Highest Passed Seismic Run Information								
		S_{DS}	z/h	H_f	R_μ	I_P	A_{FLX-H}	A_{RIG-H}	A_{FLX-V}	A_{RIG-V}
CBC 2025	ICC-ES AC156-24	2.00	1.0	3.5	1.3	1.5	3.20	2.40	-	-
		2.50	0.0	1.0	1.0	1.5	-	-	1.68	0.68

Test Mounting Details

UUT-4B was mounted to the wall fixture using (4) 5/16" diameter Grade 8 bolts. The wall fixture was isolated using (4) VMC Group MSSH-1E-530N spring isolators. The isolators were connected to the wall fixture using (1) 3/4 Grade 5 bolt each, and were connected to the shake table using (4) 1/2" diameter Grade 5 bolts per isolator.





All units were filled with contents and maintained structural integrity and functionality after AC-156 test.

REVIEWED FOR CODE COMPLIANCE
HCAi
OSP-0575
BY: Mohammad Karim
DATE: 11/04/2026
FLORIDA BUILDING CODE, 2023

VMC GROUP
CONTROLLED ENVIRONMENT SOLUTIONS

UNIT UNDER TEST (UUT)
Summary Sheet

UUT-5A

Test Report (TR): 30686-1801 Rev01; Test Lab: DCL; Reporting: DCL; Test Dates: 6/11/18-6/16/18

Model Line	Model Number	Manufacturer
ACx580	ACH580-VCR-012A-4	ABB

Product Construction Summary

Plastic Type 1 Enclosure with Carbon Steel R1 Base

Options / Subcomponent Summary

Variable Frequency Drive: ACH580-VCR-012A-4, ABB, Plastic; Fuse: 3AUA0000015604, Cooper Bussmann; Contactor: 3AXD50000017471, ABB; Contactor: 3AXD50000017473, ABB; Circuit Breakers - Type Code +F255 : 3AXD50000049164, ABB; Disconnect/Service Switch: 3AXD50000049831, ABB; Current Transformer: 3AUA0000014759, ABB

UUT Properties

Weight [lbs]	Dimensions [in]			Lowest Nat. Freq. [Hz]		
	Length	Width	Height	F-B	S-S	V
30	9.0	5.0	40.0	N/A	N/A	N/A

Building Code	Test Criteria	UUT Highest Passed Seismic Run Information								
		S_{DS}	z/h	H_f	R_μ	I_P	A_{FLX-H}	A_{RIG-H}	A_{FLX-V}	A_{RIG-V}
CBC 2025	ICC-ES AC156-24	2.00	1.0	3.5	1.3	1.5	3.20	2.40	-	-
		2.50	0.0	1.0	1.0	1.5	-	-	1.68	0.68

Test Mounting Details

UUT-5A was mounted directly to the wall fixture using (4) 1/4" diameter Grade 8 bolts.



All units were filled with contents and maintained structural integrity and functionality after AC-156 test.

REVIEWED FOR CODE COMPLIANCE
HCAI
OSP-0575
BY: Mohammad Karim
DATE: 11/04/2026
CALIFORNIA BUILDING CODE, 2025

VMC GROUP
CONTROLLED ENVIRONMENT SOLUTIONS

UNIT UNDER TEST (UUT)
Summary Sheet

UUT-5B

Test Report (TR): 30686-1801 Rev01; Test Lab: DCL; Reporting: DCL; Test Dates: 6/11/18-6/16/18

Model Line	Model Number	Manufacturer
ACx580	ACH580-VCR-012A-4	ABB

Product Construction Summary

Plastic Type 1 Enclosure with Carbon Steel R1 Base

Options / Subcomponent Summary

Variable Frequency Drive: ACH580-VCR-012A-4, ABB, Plastic; Fuse: 3AUA0000015605, Cooper Bussmann; Contactor: 3AXD50000017471, ABB; Contactor: 3AXD50000017473, ABB; Circuit Breakers - Type Code +F255 : 3AXD50000049164, ABB; Disconnect/Service Switch: 3AXD50000049831, ABB; Current Transformer: 3AUA0000014759, ABB

UUT Properties

Weight [lbs]	Dimensions [in]			Lowest Nat. Freq. [Hz]		
	Length	Width	Height	F-B	S-S	V
30	9.0	5.0	40.0	N/A	N/A	N/A

Building Code	Test Criteria	UUT Highest Passed Seismic Run Information								
		S_{DS}	z/h	H_f	R_μ	I_P	A_{FLX-H}	A_{RIG-H}	A_{FLX-V}	A_{RIG-V}
CBC 2025	ICC-ES AC156-24	2.00	1.0	3.5	1.3	1.5	3.20	2.40	-	-
		2.50	0.0	1.0	1.0	1.5	-	-	1.68	0.68

Test Mounting Details

UUT-5B was mounted to the wall fixture using (4) 1/4" diameter Grade 8 bolts. The wall fixture was isolated using (4) VMC Group MSSH-1E-530N spring isolators. The isolators were connected to the wall fixture using (1) 3/4 Grade 5 bolt each, and were connected to the shake table using (4) 1/2" diameter Grade 5 bolts per isolator.





All units were filled with contents and maintained structural integrity and functionality after AC-156 test.

REVIEWED FOR CODE COMPLIANCE
OSP-0575
BY: Mohammad Karim
DATE: 11/04/2026
CALIFORNIA BUILDING CODE, 2025

VMC GROUP
CONTROLLED ENVIRONMENT SOLUTIONS

UNIT UNDER TEST (UUT)
Summary Sheet

UUT-6A

Test Report (TR): 30686-1801 Rev01; Test Lab: DCL; Reporting: DCL; Test Dates: 6/11/18-6/16/18

Model Line	Model Number	Manufacturer
ACx580	ACH580-VCR-065A-4	ABB

Product Construction Summary

Plastic Type 1 Enclosure with Carbon Steel R4 Base

Options / Subcomponent Summary

Variable Frequency Drive: ACH580-VCR-065A-4, ABB, Plastic; Fuse: BG56720003-16, Cooper Bussmann; Contactor: 3AXD50000050428, ABB; Contactor: 3AXD50000017477, ABB; Circuit Breakers - Type Code +F255 : 3AXD50000136537, ABB; Fuse Block: 3AUA0000142373, Cooper Bussmann; Disconnect/Service Switch: 3AUA0000049777, ABB; Current Transformer: 3AUA0000014760, Tyco Electronics/Narayan Powertech Pvt. Ltd./Instrument Transformer Technologies, LLC

UUT Properties

Weight [lbs]	Dimensions [in]			Lowest Nat. Freq. [Hz]		
	Length	Width	Height	F-B	S-S	V
86	10.0	8.0	56.0	N/A	N/A	N/A

Building Code	Test Criteria	UUT Highest Passed Seismic Run Information								
		S_{DS}	z/h	H_f	R_μ	I_P	A_{FLX-H}	A_{RIG-H}	A_{FLX-V}	A_{RIG-V}
CBC 2025	ICC-ES AC156-24	2.00	1.0	3.5	1.3	1.5	3.20	2.40	-	-
		2.50	0.0	1.0	1.0	1.5	-	-	1.68	0.68

Test Mounting Details

UUT-6A was mounted directly to the wall fixture using (4) 5/16" diameter Grade 8 bolts.



All units were filled with contents and maintained structural integrity and functionality after AC-156 test.

REVIEWED FOR CODE COMPLIANCE
HCAi
OSP-0575
BY: Mohammad Karim
DATE: 11/04/2026
CALIFORNIA BUILDING CODE, 2025

VMC GROUP
CONTROLLED ENVIRONMENT SOLUTIONS

UNIT UNDER TEST (UUT)
Summary Sheet

UUT-6B

Test Report (TR): 30686-1801 Rev01; Test Lab: DCL; Reporting: DCL; Test Dates: 6/11/18-6/16/18

Model Line	Model Number	Manufacturer
ACx580	ACH580-VCR-065A-4	ABB

Product Construction Summary

Plastic Type 1 Enclosure with Carbon Steel R4 Base

Options / Subcomponent Summary

Variable Frequency Drive: ACH580-VCR-065A-4, ABB, Plastic; Fuse: BG56720003-16, Cooper Bussmann; Contactor: 3AXD50000050428, ABB; Contactor: 3AXD50000017477, ABB; Circuit Breakers - Type Code +F255 : 3AXD50000136537, ABB; Fuse Block: 3AUA0000142373, Cooper Bussmann; Disconnect/Service Switch: 3AUA0000049777, ABB; Current Transformer: 3AUA0000014760, Tyco Electronics/Narayan Powertech Pvt. Ltd./Instrument Transformer Technologies, LLC

UUT Properties

Weight [lbs]	Dimensions [in]			Lowest Nat. Freq. [Hz]		
	Length	Width	Height	F-B	S-S	V
86	10.0	8.0	56.0	N/A	N/A	N/A

Building Code	Test Criteria	UUT Highest Passed Seismic Run Information								
		S_{DS}	z/h	H_f	R_μ	I_P	A_{FLX-H}	A_{RIG-H}	A_{FLX-V}	A_{RIG-V}
CBC 2025	ICC-ES AC156-24	2.00	1.0	3.5	1.3	1.5	3.20	2.40	-	-
		2.50	0.0	1.0	1.0	1.5	-	-	1.68	0.68

Test Mounting Details

UUT-6B was mounted to the wall fixture using (4) 5/16" diameter Grade 8 bolts. The wall fixture was isolated using (4) VMC Group MSSH-1E-530N spring isolators. The isolators were connected to the wall fixture using (1) 3/4 Grade 5 bolt each, and were connected to the shake table using (4) 1/2" diameter Grade 5 bolts per isolator.





All units were filled with contents and maintained structural integrity and functionality after AC-156 test.

REVIEWED FOR CODE COMPLIANCE
OSP-0575
BY: Mohammad Karim
DATE: 11/04/2026
CALIFORNIA BUILDING CODE, 2025

VMC GROUP
CONTROLLED ENVIRONMENT SOLUTIONS

UNIT UNDER TEST (UUT)
Summary Sheet

UUT-7A

Test Report (TR): 30686-1801 Rev01; Test Lab: DCL; Reporting: DCL; Test Dates: 6/11/18-6/16/18

Model Line	Model Number	Manufacturer
ACx580	ACH580-PCR-044A-4	ABB

Product Construction Summary

Plastic Type 1 Enclosure with Carbon Steel R3 Base

Options / Subcomponent Summary

Variable Frequency Drive: ACH580-PCR-044A-4, ABB, Plastic; Fuse: 3AUA0000015606, Cooper Bussmann; Circuit Breakers - Type Code +F255 : 3AXD50000049169, ABB; Fuse Block: 3AUA0000142370, Cooper Bussmann

UUT Properties

Weight [lbs]	Dimensions [in]			Lowest Nat. Freq. [Hz]		
	Length	Width	Height	F-B	S-S	V
39	12.0	8.0	34.0	N/A	N/A	N/A

Building Code	Test Criteria	UUT Highest Passed Seismic Run Information								
		S_{DS}	z/h	H_f	R_μ	I_P	A_{FLX-H}	A_{RIG-H}	A_{FLX-V}	A_{RIG-V}
CBC 2025	ICC-ES AC156-24	2.00	1.0	3.5	1.3	1.5	3.20	2.40	-	-
		2.50	0.0	1.0	1.0	1.5	-	-	1.68	0.68

Test Mounting Details

UUT-7A was mounted directly to the wall fixture using (6) 1/4" diameter Grade 8 bolts.



All units were filled with contents and maintained structural integrity and functionality after AC-156 test.

REVIEWED FOR CODE COMPLIANCE
HCAi
OSP-0575
BY: Mohammad Karim
DATE: 11/04/2026
CALIFORNIA BUILDING CODE, 2025

VMC GROUP
CONTROLLED ENVIRONMENT SOLUTIONS

UNIT UNDER TEST (UUT)
Summary Sheet

UUT-7B

Test Report (TR): 30686-1801 Rev01; Test Lab: DCL; Reporting: DCL; Test Dates: 6/11/18-6/16/18

Model Line	Model Number	Manufacturer
ACx580	ACH580-PCR-044A-4	ABB

Product Construction Summary

Plastic Type 1 Enclosure with Carbon Steel R3 Base

Options / Subcomponent Summary

Variable Frequency Drive: ACH580-PCR-044A-4, ABB, Plastic; Fuse: 3AUA0000015606, Cooper Bussmann; Circuit Breakers - Type Code +F255 : 3AXD50000049169, ABB; Fuse Block: 3AUA0000142370, Cooper Bussmann

UUT Properties

Weight [lbs]	Dimensions [in]			Lowest Nat. Freq. [Hz]		
	Length	Width	Height	F-B	S-S	V
39	12.0	8.0	34.0	N/A	N/A	N/A

Building Code	Test Criteria	UUT Highest Passed Seismic Run Information								
		S_{DS}	z/h	H_f	R_μ	I_P	A_{FLX-H}	A_{RIG-H}	A_{FLX-V}	A_{RIG-V}
CBC 2025	ICC-ES AC156-24	2.00	1.0	3.5	1.3	1.5	3.20	2.40	-	-
		2.50	0.0	1.0	1.0	1.5	-	-	1.68	0.68

Test Mounting Details

UUT-7B was mounted to the wall fixture using (6) 1/4" diameter Grade 8 bolts. The wall fixture was isolated using (4) VMC Group MSSH-1E-530N spring isolators. The isolators were connected to the wall fixture using (1) 3/4 Grade 5 bolt each, and were connected to the shake table using (4) 1/2" diameter Grade 5 bolts per isolator.





All units were filled with contents and maintained structural integrity and functionality after AC-156 test.

REVIEWED FOR CODE COMPLIANCE
HCAi
OSP-0575
BY: Mohammad Karim
DATE: 11/04/2026
CALIFORNIA BUILDING CODE, 2025

VMC GROUP
CONTROLLED ENVIRONMENT SOLUTIONS

UNIT UNDER TEST (UUT)
Summary Sheet

UUT-7C

Test Report (TR): 30686-1801 Rev01; Test Lab: DCL; Reporting: DCL; Test Dates: 6/11/18-6/16/18

Model Line	Model Number	Manufacturer
ACx580	ACH580-PCR-044A-4	ABB

Product Construction Summary

Plastic Type 1 Enclosure with Plastic R3 Base

Options / Subcomponent Summary

Variable Frequency Drive: ACH580-PCR-044A-4, ABB, Plastic; Fuse: 3AUA0000015606, Cooper Bussmann; Circuit Breakers - Type Code +F255 : 3AXD50000049169, ABB; Fuse Block: 3AUA0000142370, Cooper Bussmann

UUT Properties

Weight [lbs]	Dimensions [in]			Lowest Nat. Freq. [Hz]		
	Length	Width	Height	F-B	S-S	V
39	12.0	8.0	34.0	N/A	N/A	N/A

Building Code	Test Criteria	UUT Highest Passed Seismic Run Information								
		S_{DS}	z/h	H_f	R_μ	I_P	A_{FLX-H}	A_{RIG-H}	A_{FLX-V}	A_{RIG-V}
CBC 2025	ICC-ES AC156-24	2.00	1.0	3.5	1.3	1.5	3.20	2.40	-	-
		2.50	0.0	1.0	1.0	1.5	-	-	1.68	0.68

Test Mounting Details

UUT-7C was mounted directly to the wall fixture using (4) 1/4" diameter Grade 8 bolts.



All units were filled with contents and maintained structural integrity and functionality after AC-156 test.

REVIEWED FOR CODE COMPLIANCE
HCAi
OSP-0575
BY: Mohammad Karim
DATE: 11/04/2026
CALIFORNIA BUILDING CODE, 2025

VMC GROUP
CONTROLLED ENVIRONMENT SOLUTIONS

UNIT UNDER TEST (UUT)
Summary Sheet

UUT-7D

Test Report (TR): 30686-1801 Rev01; Test Lab: DCL; Reporting: DCL; Test Dates: 6/11/18-6/16/18

Model Line	Model Number	Manufacturer
ACx580	ACH580-PCR-044A-4	ABB

Product Construction Summary

Plastic Type 1 Enclosure with Plastic R3 Base

Options / Subcomponent Summary

Variable Frequency Drive: ACH580-PCR-044A-4, ABB, Plastic; Fuse: 3AUA0000015606, Cooper Bussmann; Circuit Breakers - Type Code +F255 : 3AXD50000049169, ABB; Fuse Block: 3AUA0000142370, Cooper Bussmann

UUT Properties

Weight [lbs]	Dimensions [in]			Lowest Nat. Freq. [Hz]		
	Length	Width	Height	F-B	S-S	V
39	12.0	8.0	34.0	N/A	N/A	N/A

Building Code	Test Criteria	UUT Highest Passed Seismic Run Information								
		S_{DS}	z/h	H_f	R_μ	I_P	A_{FLX-H}	A_{RIG-H}	A_{FLX-V}	A_{RIG-V}
CBC 2025	ICC-ES AC156-24	2.00	1.0	3.5	1.3	1.5	3.20	2.40	-	-
		2.50	0.0	1.0	1.0	1.5	-	-	1.68	0.68

Test Mounting Details

UUT-7D was mounted to the wall fixture using (4) 1/4" diameter Grade 8 bolts. The wall fixture was isolated using (4) VMC Group MSSH-1E-530N spring isolators. The isolators were connected to the wall fixture using (1) 3/4 Grade 5 bolt each, and were connected to the shake table using (4) 1/2" diameter Grade 5 bolts per isolator.





All units were filled with contents and maintained structural integrity and functionality after AC-156 test.

REVIEWED FOR CODE COMPLIANCE
HCAi
OSP-0575
BY: Mohammad Karim
DATE: 11/04/2026
CALIFORNIA BUILDING CODE, 2025

VMC GROUP
CONTROLLED ENVIRONMENT SOLUTIONS

UNIT UNDER TEST (UUT)
Summary Sheet

UUT-8A

Test Report (TR): 30686-1801 Rev01; Test Lab: DCL; Reporting: DCL; Test Dates: 6/11/18-6/16/18

Model Line	Model Number	Manufacturer
ACx580	ACH580-PCR-065A-4	ABB

Product Construction Summary

Plastic Type 1 Enclosure with Carbon Steel R4 Base

Options / Subcomponent Summary

Variable Frequency Drive: ACH580-PCR-065A-4, ABB, Plastic; Fuse: BG56720003-16, Cooper Bussmann; Fan: 3AUA0000088115, Delta Products Corp. / NMB Technologies Corp.; Circuit Breakers - Type Code +F255 : 3AXD50000049923, ABB; Fuse Block: 3AUA0000142373, Cooper Bussmann

UUT Properties

Weight [lbs]	Dimensions [in]			Lowest Nat. Freq. [Hz]		
	Length	Width	Height	F-B	S-S	V
59	13.0	8.0	39.0	N/A	N/A	N/A

Building Code	Test Criteria	UUT Highest Passed Seismic Run Information								
		S_{DS}	z/h	H_f	R_μ	I_P	A_{FLX-H}	A_{RIG-H}	A_{FLX-V}	A_{RIG-V}
CBC 2025	ICC-ES AC156-24	2.00	1.0	3.5	1.3	1.5	3.20	2.40	-	-
		2.50	0.0	1.0	1.0	1.5	-	-	1.68	0.68

Test Mounting Details

UUT-8A was mounted directly to the wall fixture using (6) 1/4" diameter Grade 8 bolts.



All units were filled with contents and maintained structural integrity and functionality after AC-156 test.

REVIEWED FOR CODE COMPLIANCE
OSP-0575
BY: Mohammad Karim
DATE: 11/04/2026
CALIFORNIA BUILDING CODE, 2025

VMC GROUP
CONTROLLED ENVIRONMENT SOLUTIONS

UNIT UNDER TEST (UUT)
Summary Sheet

UUT-8B

Test Report (TR): 30686-1801 Rev01; Test Lab: DCL; Reporting: DCL; Test Dates: 6/11/18-6/16/18

Model Line	Model Number	Manufacturer
ACx580	ACH580-PCR-065A-4	ABB

Product Construction Summary

Plastic Type 1 Enclosure with Carbon Steel R4 Base

Options / Subcomponent Summary

Variable Frequency Drive: ACH580-PCR-065A-4, ABB, Plastic; Fuse: BG56720003-16, Cooper Bussmann; Fan: 3AUA0000088115, Delta Products Corp. / NMB Technologies Corp.; Circuit Breakers - Type Code +F255 : 3AXD50000049923, ABB; Fuse Block: 3AUA0000142373, Cooper Bussmann

UUT Properties

Weight [lbs]	Dimensions [in]			Lowest Nat. Freq. [Hz]		
	Length	Width	Height	F-B	S-S	V
59	13.0	8.0	39.0	N/A	N/A	N/A

Building Code	Test Criteria	UUT Highest Passed Seismic Run Information								
		S_{DS}	z/h	H_f	R_μ	I_P	A_{FLX-H}	A_{RIG-H}	A_{FLX-V}	A_{RIG-V}
CBC 2025	ICC-ES AC156-24	2.00	1.0	3.5	1.3	1.5	3.20	2.40	-	-
		2.50	0.0	1.0	1.0	1.5	-	-	1.68	0.68

Test Mounting Details

UUT-8B was mounted to the wall fixture using (6) 1/4" diameter Grade 8 bolts. The wall fixture was isolated using (4) VMC Group MSSH-1E-530N spring isolators. The isolators were connected to the wall fixture using (1) 3/4 Grade 5 bolt each, and were connected to the shake table using (4) 1/2" diameter Grade 5 bolts per isolator.





All units were filled with contents and maintained structural integrity and functionality after AC-156 test.

REVIEWED FOR CODE COMPLIANCE
HCAi
OSP-0575
BY: Mohammad Karim
DATE: 11/04/2026
CALIFORNIA BUILDING CODE, 2025

VMC GROUP
CONTROLLED ENVIRONMENT SOLUTIONS

UNIT UNDER TEST (UUT)
Summary Sheet

UUT-8C

Test Report (TR): 30686-1801 Rev01; Test Lab: DCL; Reporting: DCL; Test Dates: 6/11/18-6/16/18

Model Line	Model Number	Manufacturer
ACx580	ACH580-PCR-065A-4	ABB

Product Construction Summary

Plastic Type 1 Enclosure with Carbon Steel R4 Base

Options / Subcomponent Summary

Variable Frequency Drive: ACH580-PCR-065A-4, ABB, Plastic; Fuse: BG56720003-16, Cooper Bussmann; Fan: 3AUA0000088115, Delta Products Corp. / NMB Technologies Corp.; Circuit Breakers - Type Code +F255 : 3AXD50000049923, ABB; Fuse Block: 3AUA0000142373, Cooper Bussmann

UUT Properties

Weight [lbs]	Dimensions [in]			Lowest Nat. Freq. [Hz]		
	Length	Width	Height	F-B	S-S	V
59	13.0	8.0	39.0	N/A	N/A	N/A

Building Code	Test Criteria	UUT Highest Passed Seismic Run Information								
		S_{DS}	z/h	H_f	R_μ	I_P	A_{FLX-H}	A_{RIG-H}	A_{FLX-V}	A_{RIG-V}
CBC 2025	ICC-ES AC156-24	2.00	1.0	3.5	1.3	1.5	3.20	2.40	-	-
		2.50	0.0	1.0	1.0	1.5	-	-	1.68	0.68

Test Mounting Details

UUT-8C was mounted directly to the wall fixture using (4) 1/4" diameter Grade 8 bolts.



All units were filled with contents and maintained structural integrity and functionality after AC-156 test.

REVIEWED FOR CODE COMPLIANCE
HCAi
OSP-0575
BY: Mohammad Karimi
DATE: 11/04/2026
CALIFORNIA BUILDING CODE, 2025

VMC GROUP
CONTROLLED ENVIRONMENT SOLUTIONS

UNIT UNDER TEST (UUT)
Summary Sheet

UUT-8D

Test Report (TR): 30686-1801 Rev01; Test Lab: DCL; Reporting: DCL; Test Dates: 6/11/18-6/16/18

Model Line	Model Number	Manufacturer
ACx580	ACH580-PCR-065A-4	ABB

Product Construction Summary

Plastic Type 1 Enclosure with Carbon Steel R4 Base

Options / Subcomponent Summary

Variable Frequency Drive: ACH580-PCR-065A-4, ABB, Plastic; Fuse: BG56720003-16, Cooper Bussmann; Fan: 3AUA0000088115, Delta Products Corp. / NMB Technologies Corp.; Circuit Breakers - Type Code +F255 : 3AXD50000049923, ABB; Fuse Block: 3AUA0000142373, Cooper Bussmann

UUT Properties

Weight [lbs]	Dimensions [in]			Lowest Nat. Freq. [Hz]		
	Length	Width	Height	F-B	S-S	V
59	13.0	8.0	39.0	N/A	N/A	N/A

Building Code	Test Criteria	UUT Highest Passed Seismic Run Information								
		S_{DS}	z/h	H_f	R_μ	I_P	A_{FLX-H}	A_{RIG-H}	A_{FLX-V}	A_{RIG-V}
CBC 2025	ICC-ES AC156-24	2.00	1.0	3.5	1.3	1.5	3.20	2.40	-	-
		2.50	0.0	1.0	1.0	1.5	-	-	1.68	0.68

Test Mounting Details

UUT-8D was mounted to the wall fixture using (4) 1/4" diameter Grade 8 bolts. The wall fixture was isolated using (4) VMC Group MSSH-1E-530N spring isolators. The isolators were connected to the wall fixture using (1) 3/4 Grade 5 bolt each, and were connected to the shake table using (4) 1/2" diameter Grade 5 bolts per isolator.





All units were filled with contents and maintained structural integrity and functionality after AC-156 test.

REVIEWED FOR CODE COMPLIANCE
HCAi
OSP-0575
BY: Mohammad Karim
DATE: 11/04/2026
CALIFORNIA BUILDING CODE, 2025

VMC GROUP
CONTROLLED ENVIRONMENT SOLUTIONS

UNIT UNDER TEST (UUT)
Summary Sheet

UUT-9A

Test Report (TR): 30686-1801 Rev01; Test Lab: DCL; Reporting: DCL; Test Dates: 6/11/18-6/16/18

Model Line	Model Number	Manufacturer
ACx580	ACH580-BCR-023A-4	ABB

Product Construction Summary

Plastic Type 1 Enclosure with Carbon Steel R2 Base

Options / Subcomponent Summary

Variable Frequency Drive: ACH580-BCR-023A-4, ABB, Plastic; Fuse: 3AUA0000015605, Cooper Bussmann; Fan: 3AUA0000000148, Delta Products Corp. / NMB Technologies Corp.; Contactor: 3AXD50000017472, ABB; Contactor: 3AXD50000017475, ABB; Circuit Breakers - Type Code +F257: 3AXD50000049168, ABB; Disconnect/Service Switch: 3AXD50000049831, ABB; Current Transformer: 3AUA0000014759, ABB; Reactors - Type Code +E213 : 3AUA0000008410, ABB; Reactors - Type Code +E213 : 3AUA0000015537, ABB

UUT Properties

Weight [lbs]	Dimensions [in]			Lowest Nat. Freq. [Hz]		
	Length	Width	Height	F-B	S-S	V
84	12.0	17.0	33.0	N/A	N/A	N/A

Building Code	Test Criteria	UUT Highest Passed Seismic Run Information								
		S_{DS}	z/h	H_f	R_μ	I_P	A_{FLX-H}	A_{RIG-H}	A_{FLX-V}	A_{RIG-V}
CBC 2025	ICC-ES AC156-24	2.00	1.0	3.5	1.3	1.5	3.20	2.40	-	-
		2.50	0.0	1.0	1.0	1.5	-	-	1.68	0.68

Test Mounting Details

UUT-9A was mounted directly to the wall fixture using (4) 5/16" diameter Grade 8 bolts.



All units were filled with contents and maintained structural integrity and functionality after AC-156 test.

REVIEWED FOR CODE COMPLIANCE
HCAI
OSP-0575
BY: Mohammad Karim
DATE: 11/04/2026
CALIFORNIA BUILDING CODE, 2025

VMC GROUP
CONTROLLED ENVIRONMENT SOLUTIONS

UNIT UNDER TEST (UUT)
Summary Sheet

UUT-9B

Test Report (TR): 30686-1801 Rev01; Test Lab: DCL; Reporting: DCL; Test Dates: 6/11/18-6/16/18

Model Line	Model Number	Manufacturer
ACx580	ACH580-BCR-023A-4	ABB

Product Construction Summary

Plastic Type 1 Enclosure with Carbon Steel R2 Base

Options / Subcomponent Summary

Variable Frequency Drive: ACH580-BCR-023A-4, ABB, Plastic; Fuse: 3AUA0000015605, Cooper Bussmann; Fan: 3AUA0000000148, Delta Products Corp. / NMB Technologies Corp.; Contactor: 3AXD50000017472, ABB; Contactor: 3AXD50000017475, ABB; Circuit Breakers - Type Code +F257: 3AXD50000049168, ABB; Disconnect/Service Switch: 3AXD50000049831, ABB; Current Transformer: 3AUA0000014759, ABB; Reactors - Type Code +E213 : 3AUA0000008410, ABB; Reactors - Type Code +E213 : 3AUA0000015537, ABB

UUT Properties

Weight [lbs]	Dimensions [in]			Lowest Nat. Freq. [Hz]		
	Length	Width	Height	F-B	S-S	V
84	12.0	17.0	33.0	N/A	N/A	N/A

Building Code	Test Criteria	UUT Highest Passed Seismic Run Information								
		S_{DS}	z/h	H_f	R_μ	I_P	A_{FLX-H}	A_{RIG-H}	A_{FLX-V}	A_{RIG-V}
CBC 2025	ICC-ES AC156-24	2.00	1.0	3.5	1.3	1.5	3.20	2.40	-	-
		2.50	0.0	1.0	1.0	1.5	-	-	1.68	0.68

Test Mounting Details

UUT-9B was mounted to the wall fixture using (4) 5/16" diameter Grade 8 bolts. The wall fixture was isolated using (4) VMC Group MSSH-1E-530N spring isolators. The isolators were connected to the wall fixture using (1) 3/4 Grade 5 bolt each, and were connected to the shake table using (4) 1/2" diameter Grade 5 bolts per isolator.





All units were filled with contents and maintained structural integrity and functionality after AC-156 test.

REVIEWED FOR CODE COMPLIANCE
OSP-0575
BY: Mohammad Karim
DATE: 11/04/2026
CALIFORNIA BUILDING CODE, 2019

UNIT UNDER TEST (UUT)
Summary Sheet

UUT-10A

Test Report (TR): 30686-1801 Rev01; Test Lab: DCL; Reporting: DCL; Test Dates: 6/11/18-6/16/18

Model Line	Model Number	Manufacturer
ACx580	ACH580-BCR-065A-4	ABB

Product Construction Summary

Plastic Type 3R Enclosure with Carbon Steel R4 Base

Options / Subcomponent Summary

Variable Frequency Drive: ACH580-BCR-065A-4, ABB, Plastic; Fuse: BG56720003-16, Cooper Bussmann; Fan: 3AUA0000012849, Delta Products Corp. / NMB Technologies Corp.; Fan: 3AUA0000088115, Delta Products Corp. / NMB Technologies Corp.; Contactor: 3AXD50000050428, ABB; Contactor: 3AXD50000017477, ABB; Circuit Breakers - Type Code +F255 : 3AXD50000136537, ABB; Fuse Block: 3AUA0000142373, Cooper Bussmann; Disconnect/Service Switch: 3AUA0000049777, ABB; Current Transformer: 3AUA0000014760, Tyco Electronics/Narayan Powertech Pvt. Ltd./Instrument Transformer Technologies, LLC; Reactors - Type Code +E213 : 3AUA0000008410, ABB; Reactors - Type Code +E213 : 3AUA0000015539, ABB

UUT Properties

Weight [lbs]	Dimensions [in]			Lowest Nat. Freq. [Hz]		
	Length	Width	Height	F-B	S-S	V
190	15.0	21.0	41.0	N/A	N/A	N/A

Building Code	Test Criteria	UUT Highest Passed Seismic Run Information								
		S_{DS}	z/h	H_f	R_μ	I_P	A_{FLX-H}	A_{RIG-H}	A_{FLX-V}	A_{RIG-V}
CBC 2025	ICC-ES AC156-24	2.00	1.0	3.5	1.3	1.5	3.20	2.40	-	-
		2.50	0.0	1.0	1.0	1.5	-	-	1.68	0.68

Test Mounting Details

UUT-10A was mounted directly to the wall fixture using (4) 5/16" diameter Grade 8 bolts.



All units were filled with contents and maintained structural integrity and functionality after AC-156 test.

REVIEWED FOR CODE COMPLIANCE
HCAi
OSP-0575
BY: Muhammad Karim
DATE: 11/04/2026
CALIFORNIA BUILDING CODE, 2025

VMC GROUP
CONTROLLED ENVIRONMENT SOLUTIONS

UNIT UNDER TEST (UUT)
Summary Sheet

UUT-10B

Test Report (TR): 30686-1801 Rev01; Test Lab: DCL; Reporting: DCL; Test Dates: 6/11/18-6/16/18

Model Line	Model Number	Manufacturer
ACx580	ACH580-BCR-065A-4	ABB

Product Construction Summary

Plastic Type 3R Enclosure with Carbon Steel R4 Base

Options / Subcomponent Summary

Variable Frequency Drive: ACH580-BCR-065A-4, ABB, Plastic; Fuse: BG56720003-16, Cooper Bussmann; Fan: 3AUA0000012849, Delta Products Corp. / NMB Technologies Corp.; Fan: 3AUA0000088115, Delta Products Corp. / NMB Technologies Corp.; Contactor: 3AXD50000050428, ABB; Contactor: 3AXD50000017477, ABB; Circuit Breakers - Type Code +F255 : 3AXD50000136537, ABB; Fuse Block: 3AUA0000142373, Cooper Bussmann; Disconnect/Service Switch: 3AUA0000049777, ABB; Current Transformer: 3AUA0000014760, Tyco Electronics/Narayan Powertech Pvt. Ltd./Instrument Transformer Technologies, LLC; Reactors - Type Code +E213 : 3AUA0000008410, ABB; Reactors - Type Code +E213 : 3AUA0000015539, ABB

UUT Properties

Weight [lbs]	Dimensions [in]			Lowest Nat. Freq. [Hz]		
	Length	Width	Height	F-B	S-S	V
190	15.0	21.0	41.0	N/A	N/A	N/A

Building Code	Test Criteria	UUT Highest Passed Seismic Run Information								
		S_{DS}	z/h	H_f	R_μ	I_P	A_{FLX-H}	A_{RIG-H}	A_{FLX-V}	A_{RIG-V}
CBC 2025	ICC-ES AC156-24	2.00	1.0	3.5	1.3	1.5	3.20	2.40	-	-
		2.50	0.0	1.0	1.0	1.5	-	-	1.68	0.68

Test Mounting Details

UUT-10B was mounted to the wall fixture using (4) 5/16" diameter Grade 8 bolts. The wall fixture was isolated using (4) VMC Group MSSH-1E-530N spring isolators. The isolators were connected to the wall fixture using (1) 3/4 Grade 5 bolt each, and were connected to the shake table using (4) 1/2" diameter Grade 5 bolts per isolator.





All units were filled with contents and maintained structural integrity and functionality after AC-156 test.

REVIEWED FOR CODE COMPLIANCE HCAi OSP-0575 BY: Mohammad Karim DATE: 11/04/2026 CALIFORNIA BUILDING CODE 2025

UNIT UNDER TEST (UUT)
Summary Sheet

UUT-11A

Test Report (TR): 30686-1801 Rev01; Test Lab: DCL; Reporting: DCL; Test Dates: 6/11/18-6/16/18

Model Line	Model Number	Manufacturer
ACx580	ACH580-BCR-240A-4	ABB

Product Construction Summary

Plastic Type 12 Enclosure with Carbon Steel R8 Base

Options / Subcomponent Summary

Variable Frequency Drive: ACH580-BCR-240A-4, ABB, Plastic; Fuse: JJS-300, Cooper Bussmann; Fan: 3AUA0000012849, Delta Products Corp. / NMB Technologies Corp.; Contactor: 3AXD50000050114, ABB; Contactor: 3AXD50000050116, ABB; Circuit Breakers - Type Code +F255 : 3AXD50000146420, ABB; Fuse Block: 3AUA0000142380, Cooper Bussmann; Disconnect/Service Switch: 3AXD50000049819, ABB; Filter: 3AUA0000004887, Tex Air; Current Transformer: 3AUA476001B24, Tyco Electronics/Narayan Powertech Pvt. Ltd./Instrument Transformer Technologies, LLC; Current Transformer: 3AUA476001B25, Tyco Electronics/Narayan Powertech Pvt. Ltd./Instrument Transformer Technologies, LLC

UUT Properties

Weight [lbs]	Dimensions [in]			Lowest Nat. Freq. [Hz]		
	Length	Width	Height	F-B	S-S	V
358	18.0	28.0	47.0	N/A	N/A	N/A

Building Code	Test Criteria	UUT Highest Passed Seismic Run Information								
		S_{DS}	z/h	H_f	R_μ	I_P	A_{FLX-H}	A_{RIG-H}	A_{FLX-V}	A_{RIG-V}
CBC 2025	ICC-ES AC156-24	2.00	1.0	3.5	1.3	1.5	3.20	2.40	-	-
		2.50	0.0	1.0	1.0	1.5	-	-	1.68	0.68

Test Mounting Details

UUT-11A was mounted directly to the wall fixture using (4) 3/8" diameter Grade 8 bolts.



All units were filled with contents and maintained structural integrity and functionality after AC-156 test.

REVIEWED FOR CODE COMPLIANCE
OSP-0575
BY: Mohammad Karim
DATE: 11/04/2026
CALIFORNIA BUILDING CODE, 2025

VMC GROUP
CONTROLLED ENVIRONMENT SOLUTIONS

UNIT UNDER TEST (UUT)
Summary Sheet

UUT-11B

Test Report (TR): 30686-1801 Rev01; Test Lab: DCL; Reporting: DCL; Test Dates: 6/11/18-6/16/18

Model Line	Model Number	Manufacturer
ACx580	ACH580-BCR-240A-4	ABB

Product Construction Summary

Plastic Type 12 Enclosure with Carbon Steel R8 Base

Options / Subcomponent Summary

Variable Frequency Drive: ACH580-BCR-240A-4, ABB, Plastic; Fuse: JJS-300, Cooper Bussmann; Fan: 3AUA0000012849, Delta Products Corp. / NMB Technologies Corp.; Contactor: 3AXD50000050114, ABB; Contactor: 3AXD50000050116, ABB; Circuit Breakers - Type Code +F255 : 3AXD50000146420, ABB; Fuse Block: 3AUA0000142380, Cooper Bussmann; Disconnect/Service Switch: 3AXD50000049819, ABB; Filter: 3AUA0000004887, Tex Air; Current Transformer: 3AUA476001B24, Tyco Electronics/Narayan Powertech Pvt. Ltd./Instrument Transformer Technologies, LLC; Current Transformer: 3AUA476001B25, Tyco Electronics/Narayan Powertech Pvt. Ltd./Instrument Transformer Technologies, LLC

UUT Properties

Weight [lbs]	Dimensions [in]			Lowest Nat. Freq. [Hz]		
	Length	Width	Height	F-B	S-S	V
358	18.0	28.0	47.0	N/A	N/A	N/A

UUT Highest Passed Seismic Run Information

Building Code	Test Criteria	S_{DS}	z/h	H_f	R_μ	I_P	A_{FLX-H}	A_{RIG-H}	A_{FLX-V}	A_{RIG-V}
CBC 2025	ICC-ES AC156-24	2.00	1.0	3.5	1.3	1.5	3.20	2.40	-	-
		2.50	0.0	1.0	1.0	1.5	-	-	1.68	0.68

Test Mounting Details

UUT-11B was mounted to the wall fixture using (4) 3/8" diameter Grade 8 bolts. The wall fixture was isolated using (4) VMC Group MSSH-1E-530N spring isolators. The isolators were connected to the wall fixture using (1) 3/4 Grade 5 bolt each, and were connected to the shake table using (4) 1/2" diameter Grade 5 bolts per isolator.





All units were filled with contents and maintained structural integrity and functionality after AC-156 test.

REVIEWED FOR CODE COMPLIANCE
OSP-0575
BY: Mohammad Karim
DATE: 11/04/2026
CALIFORNIA BUILDING CODE, 2025

VMC GROUP
CONTROLLED ENVIRONMENT SOLUTIONS

UNIT UNDER TEST (UUT)
Summary Sheet

UUT-12A

Test Report (TR): 30686-1801 Rev01; Test Lab: DCL; Reporting: DCL; Test Dates: 6/11/18-6/16/18

Model Line	Model Number	Manufacturer
ACx580	ACH580-01-096A-4	ABB

Product Construction Summary

Plastic Type 1 Enclosure

Options / Subcomponent Summary

Variable Frequency Drive: ACH580-01-096A-4, ABB, Plastic

UUT Properties

Weight [lbs]	Dimensions [in]			Lowest Nat. Freq. [Hz]		
	Length	Width	Height	F-B	S-S	V
59	12.0	8.0	25.0	N/A	N/A	N/A

UUT Highest Passed Seismic Run Information

Building Code	Test Criteria	S_{DS}	z/h	H_f	R_μ	I_P	A_{FLX-H}	A_{RIG-H}	A_{FLX-V}	A_{RIG-V}
CBC 2025	ICC-ES AC156-24	2.00	1.0	3.5	1.3	1.5	3.20	2.40	-	-
		2.50	0.0	1.0	1.0	1.5	-	-	1.68	0.68

Test Mounting Details

UUT-12A was mounted directly to the wall fixture using (16) 1/4" diameter Grade self-tapping bolts.



All units were filled with contents and maintained structural integrity and functionality after AC-156 test.

REVIEWED FOR CODE COMPLIANCE
HCAi
OSP-0575
BY: Mohammad Karim
DATE: 11/04/2026
CALIFORNIA BUILDING CODE 2025

UNIT UNDER TEST (UUT)
Summary Sheet

UUT-12B

Test Report (TR): 30686-1801 Rev01; Test Lab: DCL; Reporting: DCL; Test Dates: 6/11/18-6/16/18

Model Line	Model Number	Manufacturer
ACx580	ACH580-01-096A-4	ABB

Product Construction Summary

Plastic Type 1 Enclosure

Options / Subcomponent Summary

Variable Frequency Drive: ACH580-01-096A-4, ABB, Plastic

UUT Properties

Weight [lbs]	Dimensions [in]			Lowest Nat. Freq. [Hz]		
	Length	Width	Height	F-B	S-S	V
59	12.0	8.0	25.0	N/A	N/A	N/A

Building Code	Test Criteria	UUT Highest Passed Seismic Run Information								
		S_{DS}	z/h	H_f	R_μ	I_P	A_{FLX-H}	A_{RIG-H}	A_{FLX-V}	A_{RIG-V}
CBC 2025	ICC-ES AC156-24	2.00	1.0	3.5	1.3	1.5	3.20	2.40	-	-
		2.50	0.0	1.0	1.0	1.5	-	-	1.68	0.68

Test Mounting Details

UUT-12B was mounted to the wall fixture using (16) 1/4" diameter Grade self-tapping bolts. The wall fixture was isolated using (4) VMC Group MSSH-1E-530N spring isolators. The isolators were connected to the wall fixture using (1) 3/4 Grade 5 bolt each, and were connected to the shake table using (4) 1/2" diameter Grade 5 bolts per isolator.





All units were filled with contents and maintained structural integrity and functionality after AC-156 test.

REVIEWED FOR CODE COMPLIANCE
OSP-0575
BY: Mohammad Karim
DATE: 11/04/2026
CALIFORNIA BUILDING CODE, 2019

VMC GROUP
CONTROLLED ENVIRONMENT SOLUTIONS

UNIT UNDER TEST (UUT)
Summary Sheet

UUT-13A

Test Report (TR): 30686-1801 Rev01; Test Lab: DCL; Reporting: DCL; Test Dates: 6/11/18-6/16/18

Model Line	Model Number	Manufacturer
ACx880	ACS880-01-414A-5	ABB

Product Construction Summary

Plastic Type 12 Enclosure

Options / Subcomponent Summary

Variable Frequency Drive: ACS880-01-414A-5, ABB, Plastic

UUT Properties

Weight [lbs]	Dimensions [in]			Lowest Nat. Freq. [Hz]		
	Length	Width	Height	F-B	S-S	V
205	16.0	14.0	27.0	N/A	N/A	N/A

Building Code	Test Criteria	UUT Highest Passed Seismic Run Information								
		S_{DS}	z/h	H_f	R_μ	I_P	A_{FLX-H}	A_{RIG-H}	A_{FLX-V}	A_{RIG-V}
CBC 2025	ICC-ES AC156-24	2.00	1.0	3.5	1.3	1.5	3.20	2.40	-	-
		2.50	0.0	1.0	1.0	1.5	-	-	1.68	0.68

Test Mounting Details

UUT-13A was mounted directly to the wall fixture using (18) 1/4" diameter Grade self-tapping bolts.



All units were filled with contents and maintained structural integrity and functionality after AC-156 test.

REVIEWED FOR CODE COMPLIANCE
HCAi
OSP-0575
BY: Mohammad Karim
DATE: 11/04/2026
CALIFORNIA BUILDING CODE, 2025

VMC GROUP
CONTROLLED ENVIRONMENT SOLUTIONS

UNIT UNDER TEST (UUT)
Summary Sheet

UUT-13B

Test Report (TR): 30686-1801 Rev01; Test Lab: DCL; Reporting: DCL; Test Dates: 6/11/18-6/16/18

Model Line	Model Number	Manufacturer
ACx880	ACS880-01-414A-5	ABB

Product Construction Summary

Plastic Type 12 Enclosure

Options / Subcomponent Summary

Variable Frequency Drive: ACS880-01-414A-5, ABB, Plastic

UUT Properties

Weight [lbs]	Dimensions [in]			Lowest Nat. Freq. [Hz]		
	Length	Width	Height	F-B	S-S	V
205	16.0	14.0	27.0	N/A	N/A	N/A

Building Code	Test Criteria	UUT Highest Passed Seismic Run Information								
		S_{DS}	z/h	H_f	R_μ	I_P	A_{FLX-H}	A_{RIG-H}	A_{FLX-V}	A_{RIG-V}
CBC 2025	ICC-ES AC156-24	2.00	1.0	3.5	1.3	1.5	3.20	2.40	-	-
		2.50	0.0	1.0	1.0	1.5	-	-	1.68	0.68

Test Mounting Details

UUT-13B was mounted to the wall fixture using (18) 1/4" diameter Grade self-tapping bolts. The wall fixture was isolated using (4) VMC Group MSSH-1E-530N spring isolators. The isolators were connected to the wall fixture using (1) 3/4 Grade 5 bolt each, and were connected to the shake table using (4) 1/2" diameter Grade 5 bolts per isolator.





All units were filled with contents and maintained structural integrity and functionality after AC-156 test.

REVIEWED FOR CODE COMPLIANCE
HCAi
OSP-0575
BY: Mohammad Karim
DATE: 11/04/2026
CALIFORNIA BUILDING CODE, 2022

VMC GROUP
CONTROLLED ENVIRONMENT SOLUTIONS

UNIT UNDER TEST (UUT)
Summary Sheet

UUT-14A

Test Report (TR): 30686-1801 Rev01; Test Lab: DCL; Reporting: DCL; Test Dates: 6/11/18-6/16/18

Model Line	Model Number	Manufacturer
ACx880	ACS880-01-034A-5	ABB

Product Construction Summary

Plastic Type 1 Enclosure

Options / Subcomponent Summary

Variable Frequency Drive: ACS880-01-034A-5, ABB, Plastic

UUT Properties

Weight [lbs]	Dimensions [in]			Lowest Nat. Freq. [Hz]		
	Length	Width	Height	F-B	S-S	V
24	10.0	7.0	13.0	N/A	N/A	N/A

Building Code	Test Criteria	UUT Highest Passed Seismic Run Information								
		S_{DS}	z/h	H_f	R_μ	I_P	A_{FLX-H}	A_{RIG-H}	A_{FLX-V}	A_{RIG-V}
CBC 2025	ICC-ES AC156-24	2.00	1.0	3.5	1.3	1.5	3.20	2.40	-	-
		2.50	0.0	1.0	1.0	1.5	-	-	1.68	0.68

Test Mounting Details

UUT-14A was mounted directly to the wall fixture using (4) 10-32" diameter Grade bolts.



All units were filled with contents and maintained structural integrity and functionality after AC-156 test.

REVIEWED FOR CODE COMPLIANCE
OSP-0575
BY: Mohammad Karim
DATE: 11/04/2026
CALIFORNIA BUILDING CODE, 2025

VMC GROUP
CONTROLLED ENVIRONMENT SOLUTIONS

UNIT UNDER TEST (UUT)
Summary Sheet

UUT-14B

Test Report (TR): 30686-1801 Rev01; Test Lab: DCL; Reporting: DCL; Test Dates: 6/11/18-6/16/18

Model Line	Model Number	Manufacturer
ACx880	ACS880-01-034A-5	ABB

Product Construction Summary

Plastic Type 1 Enclosure

Options / Subcomponent Summary

Variable Frequency Drive: ACS880-01-034A-5, ABB, Plastic

UUT Properties

Weight [lbs]	Dimensions [in]			Lowest Nat. Freq. [Hz]		
	Length	Width	Height	F-B	S-S	V
24	10.0	7.0	13.0	N/A	N/A	N/A

Building Code	Test Criteria	UUT Highest Passed Seismic Run Information								
		S_{DS}	z/h	H_f	R_μ	I_P	A_{FLX-H}	A_{RIG-H}	A_{FLX-V}	A_{RIG-V}
CBC 2025	ICC-ES AC156-24	2.00	1.0	3.5	1.3	1.5	3.20	2.40	-	-
		2.50	0.0	1.0	1.0	1.5	-	-	1.68	0.68

Test Mounting Details

UUT-14B was mounted to the wall fixture using (4) 10-32" diameter Grade bolts. The wall fixture was isolated using (4) VMC Group MSSH-1E-530N spring isolators. The isolators were connected to the wall fixture using (1) 3/4 Grade 5 bolt each, and were connected to the shake table using (4) 1/2" diameter Grade 5 bolts per isolator.





All units were filled with contents and maintained structural integrity and functionality after AC-156 test.

REVIEWED FOR CODE COMPLIANCE
HCAi
OSP-0575
BY: Mohammad Karim
DATE: 11/04/2026
CALIFORNIA BUILDING CODE, 2022

VMC GROUP
CONTROLLED ENVIRONMENT SOLUTIONS

UNIT UNDER TEST (UUT)
Summary Sheet

UUT-15A

Test Report (TR): 30686-1801 Rev01; Test Lab: DCL; Reporting: DCL; Test Dates: 6/11/18-6/16/18

Model Line	Model Number	Manufacturer
ACx880	ACS880-01-414A-5	ABB

Product Construction Summary

Plastic Type 12 Enclosure with Drip Hood

Options / Subcomponent Summary

Variable Frequency Drive: ACS880-01-414A-5, ABB, Plastic

UUT Properties

Weight [lbs]	Dimensions [in]			Lowest Nat. Freq. [Hz]		
	Length	Width	Height	F-B	S-S	V
225	19.0	15.0	37.0	N/A	N/A	N/A

Building Code	Test Criteria	UUT Highest Passed Seismic Run Information								
		S_{DS}	z/h	H_f	R_μ	I_P	A_{FLX-H}	A_{RIG-H}	A_{FLX-V}	A_{RIG-V}
CBC 2025	ICC-ES AC156-24	2.00	1.0	3.5	1.3	1.5	3.20	2.40	-	-
		2.50	0.0	1.0	1.0	1.5	-	-	1.68	0.68

Test Mounting Details

UUT-15A was mounted directly to the wall fixture using (4) 5/16" diameter Grade 8 bolts.



All units were filled with contents and maintained structural integrity and functionality after AC-156 test.

REVIEWED FOR CODE COMPLIANCE
HCAi
OSP-0575
BY: Mohammad Karim
DATE: 11/04/2026
CALIFORNIA BUILDING CODE, 2025

VMC GROUP
CONTROLLED ENVIRONMENT SOLUTIONS

UNIT UNDER TEST (UUT)
Summary Sheet

UUT-15B

Test Report (TR): 30686-1801 Rev01; Test Lab: DCL; Reporting: DCL; Test Dates: 6/11/18-6/16/18

Model Line	Model Number	Manufacturer
ACx880	ACS880-01-414A-5	ABB

Product Construction Summary

Plastic Type 12 Enclosure with Drip Hood

Options / Subcomponent Summary

Variable Frequency Drive: ACS880-01-414A-5, ABB, Plastic

UUT Properties

Weight [lbs]	Dimensions [in]			Lowest Nat. Freq. [Hz]		
	Length	Width	Height	F-B	S-S	V
225	19.0	15.0	37.0	N/A	N/A	N/A

Building Code	Test Criteria	UUT Highest Passed Seismic Run Information								
		S_{DS}	z/h	H_f	R_μ	I_P	A_{FLX-H}	A_{RIG-H}	A_{FLX-V}	A_{RIG-V}
CBC 2025	ICC-ES AC156-24	2.00	1.0	3.5	1.3	1.5	3.20	2.40	-	-
		2.50	0.0	1.0	1.0	1.5	-	-	1.68	0.68

Test Mounting Details

UUT-15B was mounted to the wall fixture using (4) 5/16" diameter Grade 8 bolts. The wall fixture was isolated using (4) VMC Group MSSH-1E-530N spring isolators. The isolators were connected to the wall fixture using (1) 3/4 Grade 5 bolt each, and were connected to the shake table using (4) 1/2" diameter Grade 5 bolts per isolator.





All units were filled with contents and maintained structural integrity and functionality after AC-156 test.

REVIEWED FOR CODE COMPLIANCE
HCAi
OSP-0575
BY: Mohammad Karim
DATE: 11/04/2026
CALIFORNIA BUILDING CODE, 2025

VMC GROUP
CONTROLLED ENVIRONMENT SOLUTIONS

UNIT UNDER TEST (UUT)
Summary Sheet

UUT-16A

Test Report (TR): 13085-2001; Test Lab: DCL; Reporting: DCL; Test Dates: 10/20/20-10/22/20; 12/14/20-12/15/20

Model Line	Model Number	Manufacturer
ACx580	ACH580-BCR-096A-4+E213 (BX1-4)	ABB

Product Construction Summary

Carbon Steel Type 1 Wall Mounted Enclosure

Options / Subcomponent Summary

Variable Frequency Drive: ACH580-BCR-096A-4+E213 (BX1-4), ABB, Carbon Steel; Fuse: JJS-150, Cooper Bussmann; Fan: UF15KC12-BTH, PFANNEN-BERG; Contactor: 3AXD50000050428, ABB; Contactor: 3AXD50000017477, ABB; Contactor: AX80-30-00-84, ABB; Contactor: AX150-30-11-84, ABB; Circuit Breakers - Type Code +F255 : XT3SU3125AFF000XXX, ABB; Fuse Block: T60200-1C, Cooper Bussmann; Current Transformer: X4150PSF1, ABB; Reactors - Type Code +E213 : KDRF3L, TCI

UUT Properties

Weight [lbs]	Dimensions [in]			Lowest Nat. Freq. [Hz]		
	Length	Width	Height	F-B	S-S	V
243	19.0	19.5	62.0	N/A	N/A	N/A

Building Code	Test Criteria	UUT Highest Passed Seismic Run Information								
		S_{DS}	z/h	H_f	R_μ	I_P	A_{FLX-H}	A_{RIG-H}	A_{FLX-V}	A_{RIG-V}
CBC 2025	ICC-ES AC156-24	2.00	1.0	3.5	1.3	1.5	3.20	2.40	-	-
		2.50	0.0	1.0	1.0	1.5	-	-	1.68	0.68

Test Mounting Details

UUT-16A was mounted directly to the wall fixture using (4) 3/8" diameter Grade 8 bolts.



All units were filled with contents and maintained structural integrity and functionality after AC-156 test.

REVIEWED FOR CODE COMPLIANCE
HCAi
OSP-0575
BY: Mohammad Karim
DATE: 11/04/2026
CALIFORNIA BUILDING CODE, 2025

VMC GROUP
CONTROLLED ENVIRONMENT SOLUTIONS

UNIT UNDER TEST (UUT)
Summary Sheet

UUT-16B

Test Report (TR): 13085-2001; Test Lab: DCL; Reporting: DCL; Test Dates: 10/20/20-10/22/20; 12/14/20-12/15/20

Model Line	Model Number	Manufacturer
ACx580	ACH580-BCR-096A-4+E213 (BX1-4)	ABB

Product Construction Summary

Carbon Steel Type 1 Wall Mounted Enclosure

Options / Subcomponent Summary

Variable Frequency Drive: ACH580-BCR-096A-4+E213 (BX1-4), ABB, Carbon Steel; Fuse: JJS-150, Cooper Bussmann; Fan: UF15KC12-BTH, PFANNEN-BERG; Contactor: 3AXD50000050428, ABB; Contactor: 3AXD50000017477, ABB; Contactor: AX80-30-00-84, ABB; Contactor: AX150-30-11-84, ABB; Circuit Breakers - Type Code +F255 : XT3SU3125AFF000XXX, ABB; Fuse Block: T60200-1C, Cooper Bussmann; Current Transformer: X4150PSF1, ABB; Reactors - Type Code +E213 : KDRF3L, TCI

UUT Properties

Weight [lbs]	Dimensions [in]			Lowest Nat. Freq. [Hz]		
	Length	Width	Height	F-B	S-S	V
243	19.0	19.5	62.0	N/A	N/A	N/A

Building Code	Test Criteria	UUT Highest Passed Seismic Run Information								
		S_{DS}	z/h	H_f	R_μ	I_P	A_{FLX-H}	A_{RIG-H}	A_{FLX-V}	A_{RIG-V}
CBC 2025	ICC-ES AC156-24	2.00	1.0	3.5	1.3	1.5	3.20	2.40	-	-
		2.50	0.0	1.0	1.0	1.5	-	-	1.68	0.68

Test Mounting Details

UUT-16B was mounted to the wall fixture using (4) 3/8" diameter Grade 8 bolts. The wall fixture was isolated using (4) VMC Group MSSH-1E-530N spring isolators. The isolators were connected to the wall fixture using (1) 3/4 Grade 5 bolt each, and were connected to the shake table using (4) 1/2" diameter Grade 5 bolts per isolator.





All units were filled with contents and maintained structural integrity and functionality after AC-156 test.

REVIEWED FOR CODE COMPLIANCE
HCAi
OSP-0575
BY: Mohammad Karim
DATE: 11/04/2026
CALIFORNIA BUILDING CODE, 2019

VMC GROUP
CONTROLLED ENVIRONMENT SOLUTIONS

UNIT UNDER TEST (UUT)
Summary Sheet

UUT-17

Test Report (TR): 13085-2001; Test Lab: DCL; Reporting: DCL; Test Dates: 10/20/20-10/22/20; 12/14/20-12/15/20

Model Line	Model Number	Manufacturer
ACx580	ACH580-BCR-240A-4+E213 (BX1-6)	ABB

Product Construction Summary

Carbon Steel Type 1 Base Mounted Enclosure

Options / Subcomponent Summary

Variable Frequency Drive: ACH580-BCR-240A-4+E213 (BX1-6), ABB, Carbon Steel; Fuse: JJS-350, Cooper Bussmann; Fan: 11677154050, PFANNEN-BERG; Contactor: AX185-30-11-84, ABB; Contactor: AF265-30-00-97, ABB; Circuit Breakers - Type Code +F255 : T5N400E5W, ABB; Fuse Block: T60400-1C, Cooper Bussmann; Filter: 11760004050, PFANNEN-BERG; Current Transformer: X4250PSF1, ABB; Reactors - Type Code +E213: KDRG3L, TCI

UUT Properties

Weight [lbs]	Dimensions [in]			Lowest Nat. Freq. [Hz]		
	Length	Width	Height	F-B	S-S	V
720	25.0	32.0	78.0	11.5	8.0	28.5

Building Code	Test Criteria	UUT Highest Passed Seismic Run Information								
		S_{DS}	z/h	H_f	R_μ	I_P	A_{FLX-H}	A_{RIG-H}	A_{FLX-V}	A_{RIG-V}
CBC 2025	ICC-ES AC156-24	2.00	1.0	3.5	1.3	1.5	3.20	2.40	-	-
		2.50	0.0	1.0	1.0	1.5	-	-	1.68	0.68

Test Mounting Details

UUT-17 was rigidly mounted to the shake table using (10) 3/8" diameter Grade 8 bolts.



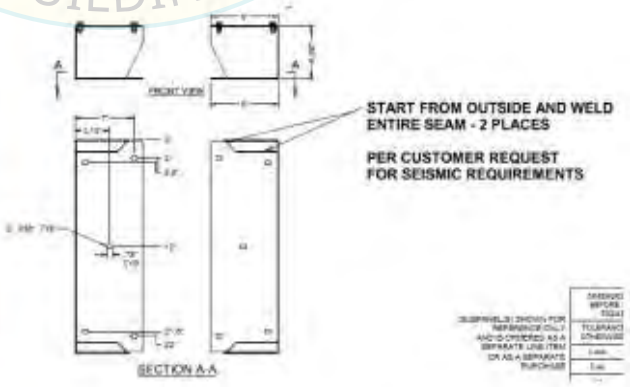

All units were filled with contents and maintained structural integrity and functionality after AC-156 test.

REVIEWED FOR CODE COMPLIANCE
HCAi
OSP-0575
BY: Mohammad Karim
DATE: 11/04/2026
CALIFORNIA BUILDING CODE, 2025

VMC GROUP
CONTROLLED ENVIRONMENT SOLUTIONS

UNIT UNDER TEST (UUT)
Summary Sheet

UUT-18A

Test Report (TR): 13085-2001; Test Lab: DCL; Reporting: DCL; Test Dates: 10/20/20-10/22/20; 12/14/20-12/15/20

Model Line	Model Number	Manufacturer
ACx580	ACH580-PCR-273A-2+E213 (BX1-5)	ABB

Product Construction Summary

Carbon Steel Type 1 Wall Mounted Enclosure

Options / Subcomponent Summary

Variable Frequency Drive: ACH580-PCR-273A-2+E213 (BX1-5), ABB, Carbon Steel; Fuse: JJS-350, Cooper Bussmann; Fuse: JJS-350, Cooper Bussmann; Fan: 11675154053, PFANNEN-BERG; Contactor: AX185-30-11-84, ABB; Circuit Breakers - Type Code +F255 : T5N400E5W, ABB; Fuse Block: T60400-1C, Cooper Bussmann; Filter: 11760004050, PFANNEN-BERG; Current Transformer: X4250PSF1, ABB; Reactors - Type Code +E213 : KDRI24L, TCI

UUT Properties

Weight [lbs]	Dimensions [in]			Lowest Nat. Freq. [Hz]		
	Length	Width	Height	F-B	S-S	V
443	20.5	35.0	62.5	N/A	N/A	N/A

Building Code	Test Criteria	UUT Highest Passed Seismic Run Information								
		S_{DS}	z/h	H_f	R_μ	I_P	A_{FLX-H}	A_{RIG-H}	A_{FLX-V}	A_{RIG-V}
CBC 2025	ICC-ES AC156-24	2.00	1.0	3.5	1.3	1.5	3.20	2.40	-	-
		2.50	0.0	1.0	1.0	1.5	-	-	1.68	0.68

Test Mounting Details

UUT-18A was mounted directly to the wall fixture using (4) 1/2" diameter Grade 8 bolts.



All units were filled with contents and maintained structural integrity and functionality after AC-156 test.

REVIEWED FOR CODE COMPLIANCE
HCAi
OSP-0575
BY: Mohammad Karim
DATE: 11/04/2026
CALIFORNIA BUILDING CODE, 2025

VMC GROUP
CONTROLLED ENVIRONMENT SOLUTIONS

UNIT UNDER TEST (UUT)
Summary Sheet

UUT-18B

Test Report (TR): 13085-2001; Test Lab: DCL; Reporting: DCL; Test Dates: 10/20/20-10/22/20; 12/14/20-12/15/20

Model Line	Model Number	Manufacturer
ACx580	ACH580-PCR-273A-2+E213 (BX1-5)	ABB

Product Construction Summary

Carbon Steel Type 1 Wall Mounted Enclosure

Options / Subcomponent Summary

Variable Frequency Drive: ACH580-PCR-273A-2+E213 (BX1-5), ABB, Carbon Steel; Fuse: JJS-350, Cooper Bussmann; Fuse: JJS-350, Cooper Bussmann; Fan: 11675154053, PFANNEN-BERG; Contactor: AX185-30-11-84, ABB; Circuit Breakers - Type Code +F255 : T5N400E5W, ABB; Fuse Block: T60400-1C, Cooper Bussmann; Filter: 11760004050, PFANNEN-BERG; Current Transformer: X4250PSF1, ABB; Reactors - Type Code +E213 : KDRI24L, TCI

UUT Properties

Weight [lbs]	Dimensions [in]			Lowest Nat. Freq. [Hz]		
	Length	Width	Height	F-B	S-S	V
443	20.5	35.0	62.5	N/A	N/A	N/A

Building Code	Test Criteria	UUT Highest Passed Seismic Run Information								
		S_{DS}	z/h	H_f	R_μ	I_P	A_{FLX-H}	A_{RIG-H}	A_{FLX-V}	A_{RIG-V}
CBC 2025	ICC-ES AC156-24	2.00	1.0	3.5	1.3	1.5	3.20	2.40	-	-
		2.50	0.0	1.0	1.0	1.5	-	-	1.68	0.68

Test Mounting Details

UUT-18B was mounted to the wall fixture using (4) 1/2" diameter Grade 8 bolts. The wall fixture was isolated using (4) VMC Group MSSH-1E-530N spring isolators. The isolators were connected to the wall fixture using (1) 3/4 Grade 5 bolt each, and were connected to the shake table using (4) 1/2" diameter Grade 5 bolts per isolator.





All units were filled with contents and maintained structural integrity and functionality after AC-156 test.

REVIEWED FOR CODE COMPLIANCE
HCAi
OSP-0575
BY: Mohammad Karim
DATE: 11/04/2026
CALIFORNIA BUILDING CODE, 2022

VMC GROUP
CONTROLLED ENVIRONMENT SOLUTIONS

UNIT UNDER TEST (UUT)
Summary Sheet

UUT-19

Test Report (TR): 13085-2001; Test Lab: DCL; Reporting: DCL; Test Dates: 10/20/20-10/22/20; 12/14/20-12/15/20

Model Line	Model Number	Manufacturer
ACx580	ACH580-PCR-414A-4+B058+E213 (PXB3R-5)	ABB

Product Construction Summary

Carbon Steel Type 3R Base Mounted Enclosure

Options / Subcomponent Summary

Variable Frequency Drive: ACH580-PCR-414A-4+B058+E213 (PXB3R-5), ABB, Carbon Steel; Fuse: JJS-600, Cooper Bussmann; Fan: 11677154050, PFANNEN-BERG; Fan: 11677154053, PFANNEN-BERG; Contactor: AF09-30-01-13, ABB; Circuit Breakers - Type Code +F255 : T5L600BW, ABB; Fuse Block: T60600-1C, Cooper Bussmann; Filter: 11760004050, PFANNEN-BERG; Current Transformer: X4750PS1, ABB; Reactors - Type Code +E214: KDRJ2L, TCI

UUT Properties

Weight [lbs]	Dimensions [in]			Lowest Nat. Freq. [Hz]		
	Length	Width	Height	F-B	S-S	V
720	32.0	44.3	78.0	9.0	20.0	>33.3

Building Code	Test Criteria	UUT Highest Passed Seismic Run Information								
		S_{DS}	z/h	H_f	R_μ	I_P	A_{FLX-H}	A_{RIG-H}	A_{FLX-V}	A_{RIG-V}
CBC 2025	ICC-ES AC156-24	2.00	1.0	3.5	1.3	1.5	3.20	2.40	-	-
		2.50	0.0	1.0	1.0	1.5	-	-	1.68	0.68

Test Mounting Details

UUT-19 was rigidly mounted to the shake table using (10) 3/8" diameter Grade 8 bolts.



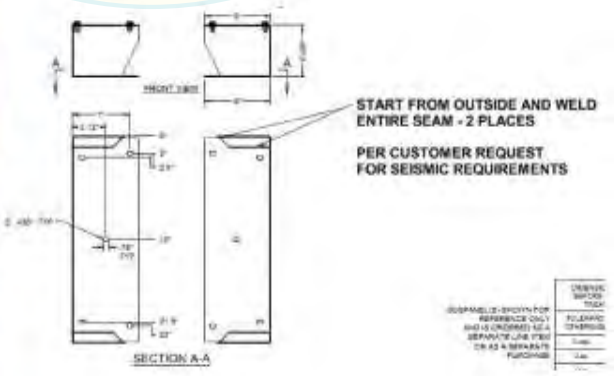

All units were filled with contents and maintained structural integrity and functionality after AC-156 test.

REVIEWED FOR CODE COMPLIANCE
HCAi
OSP-0575
BY: Mohammad Karim
DATE: 11/04/2026
CALIFORNIA BUILDING CODE, 2025

VMC GROUP
CONTROLLED ENVIRONMENT SOLUTIONS

UNIT UNDER TEST (UUT)
Summary Sheet

UUT-20

Test Report (TR): 13085-2001; Test Lab: DCL; Reporting: DCL; Test Dates: 10/20/20-10/22/20; 12/14/20-12/15/20

Model Line	Model Number	Manufacturer
ACx580	ACH580-BCR-414A-4+B058+E213+F267 (BX3R-6)	ABB

Product Construction Summary

Carbon Steel Type 3R Base Mounted Enclosure

Options / Subcomponent Summary

Variable Frequency Drive: ACH580-BCR-414A-4+B058+E213+F267 (BX3R-6), ABB, Carbon Steel; Fuse: JJS-600, Cooper Bussmann; Fan: 11677154050, PFANNEN-BERG; Fan: 11677154053, PFANNEN-BERG; Contactor: AF09-30-01-13, ABB; Contactor: AF400-30-11-70, ABB; Contactor: AF460-30-11-70, ABB; Circuit Breakers - Type Code +F255 : T5L600BW, ABB; Fuse Block: BMM603-1PQ, Cooper Bussmann; Fuse Block: BCM603-2PQ, Cooper Bussmann; Disconnect/Service Switch: T5L600DW, ABB; Current Transformer: X41K1, ABB

UUT Properties

Weight [lbs]	Dimensions [in]			Lowest Nat. Freq. [Hz]		
	Length	Width	Height	F-B	S-S	V
1,170	28.5	55.0	84.0	10.0	7.0	>33.3

Building Code	Test Criteria	UUT Highest Passed Seismic Run Information								
		S_{DS}	z/h	H_f	R_μ	I_P	A_{FLX-H}	A_{RIG-H}	A_{FLX-V}	A_{RIG-V}
CBC 2025	ICC-ES AC156-24	2.00	1.0	3.5	1.3	1.5	3.20	2.40	-	-
		2.50	0.0	1.0	1.0	1.5	-	-	1.68	0.68

Test Mounting Details

UUT-20 was rigidly mounted to the shake table using (4) 7/16" diameter Grade 8 bolts.



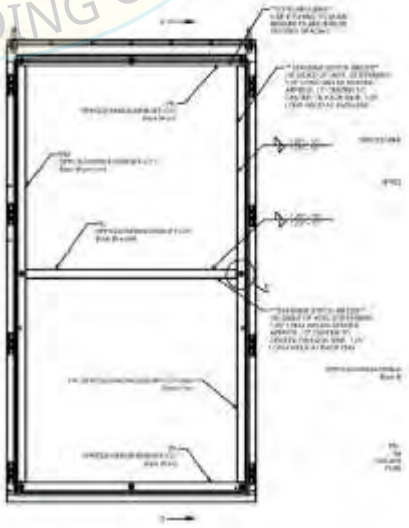

All units were filled with contents and maintained structural integrity and functionality after AC-156 test.

REVIEWED FOR CODE COMPLIANCE
HCAi
OSP-0575
BY: Mohammad Karim
DATE: 11/04/2026
CALIFORNIA BUILDING CODE, 2025

VMC GROUP
CONTROLLED ENVIRONMENT SOLUTIONS

UNIT UNDER TEST (UUT)
Summary Sheet

UUT-21A

Test Report (TR): 31063-1901; Test Lab: DCL; Reporting: DCL; Test Dates: 43669

Model Line	Model Number	Manufacturer
ACx580	ACH580-VCR-077A-6	ABB

Product Construction Summary

Plastic Type 1 Enclosure with Carbon Steel R5 Base

Options / Subcomponent Summary

Variable Frequency Drive: ACH580-VCR-077A-6, ABB, Plastic; Fuse: 3AUA0000015607, Cooper Bussmann ; Fuse: 3AUA567001A15, Cooper Bussmann; Fuse Block: 3AUA0000142373, Cooper Bussmann; Disconnect/Service Switch: 3AUA0000049777, ABB; Current Transformer: 3AUA0000014760, Tyco Electronics/Narayan Powertech Pvt. Ltd./Instrument Transformer Technologies, LLC

UUT Properties

Weight [lbs]	Dimensions [in]			Lowest Nat. Freq. [Hz]		
	Length	Width	Height	F-B	S-S	V
116	12.0	8.0	56.0	N/A	N/A	N/A

Building Code	Test Criteria	UUT Highest Passed Seismic Run Information								
		S_{DS}	z/h	H_f	R_μ	I_P	A_{FLX-H}	A_{RIG-H}	A_{FLX-V}	A_{RIG-V}
CBC 2025	ICC-ES AC156-24	2.00	1.0	3.5	1.3	1.5	3.20	2.40	-	-
		2.50	0.0	1.0	1.0	1.5	-	-	1.68	0.68

Test Mounting Details

UUT-21A was mounted directly to the wall fixture using (4) 1/4" diameter Grade 8 bolts.





All units were filled with contents and maintained structural integrity and functionality after AC-156 test.

REVIEWED FOR CODE COMPLIANCE
HCAi
OSP-0575
BY: Mohammad Karim
DATE: 11/04/2026
CALIFORNIA BUILDING CODE, 2025

VMC GROUP
CONTROLLED ENVIRONMENT SOLUTIONS

UNIT UNDER TEST (UUT)
Summary Sheet

UUT-21B

Test Report (TR): 31063-1901; Test Lab: DCL; Reporting: DCL; Test Dates: 43669

Model Line	Model Number	Manufacturer
ACx580	ACH580-VCR-077A-6	ABB

Product Construction Summary

Plastic Type 1 Enclosure with Carbon Steel R5 Base

Options / Subcomponent Summary

Variable Frequency Drive: ACH580-VCR-077A-6, ABB, Plastic; Fuse: 3AUA0000015607, Cooper Bussmann ; Fuse: 3AUA567001A15, Cooper Bussmann; Fuse Block: 3AUA0000142373, Cooper Bussmann; Disconnect/Service Switch: 3AUA0000049777, ABB; Current Transformer: 3AUA0000014760, Tyco Electronics/Narayan Powertech Pvt. Ltd./Instrument Transformer Technologies, LLC

UUT Properties

Weight [lbs]	Dimensions [in]			Lowest Nat. Freq. [Hz]		
	Length	Width	Height	F-B	S-S	V
116	12.0	8.0	56.0	N/A	N/A	N/A

Building Code	Test Criteria	UUT Highest Passed Seismic Run Information								
		S_{DS}	z/h	H_f	R_μ	I_P	A_{FLX-H}	A_{RIG-H}	A_{FLX-V}	A_{RIG-V}
CBC 2025	ICC-ES AC156-24	2.00	1.0	3.5	1.3	1.5	3.20	2.40	-	-
		2.50	0.0	1.0	1.0	1.5	-	-	1.68	0.68

Test Mounting Details

UUT-21B was mounted to the wall fixture using (4) 1/4" diameter Grade 8 bolts. The wall fixture was isolated using (4) VMC Group MSSH-1E-530N spring isolators. The isolators were connected to the wall fixture using (1) 3/4 Grade 5 bolt each, and were connected to the shake table using (4) 1/2" diameter Grade 5 bolts per isolator.





All units were filled with contents and maintained structural integrity and functionality after AC-156 test.

REVIEWED FOR CODE COMPLIANCE
OSP-0575
BY: Mohammad Karim
DATE: 11/04/2026
CALIFORNIA BUILDING CODE, 2025

VMC GROUP
CONTROLLED ENVIRONMENT SOLUTIONS

UNIT UNDER TEST (UUT)
Summary Sheet

UUT-22A

Test Report (TR): 18720-2201; Test Lab: DCL; Reporting: DCL; Test Dates: 12/5/22-12/8/22; 1/12/23

Model Line	Model Number	Manufacturer
ACx580	ACH580-3BCR-07A6-4	ABB

Product Construction Summary

Carbon Steel Type 1 Wall Mounted Enclosure

Options / Subcomponent Summary

Variable Frequency Drive: ACH580-3BCR-07A6-4, ABB, Carbon Steel; Fuse: 3AUA0000015604, Cooper Bussmann; Fan: UF15KC12-BTH, MECHATRONICS; Contactor: 3AXD50000017471, ABB; Contactor: 3AXD50000017472, ABB; Circuit Breakers - Type Code +F255 : 3AXD50000049164, ABB; Fuse Block: BCM603-3PQ, Cooper Bussmann; Disconnect/Service Switch: 3AXD50000049831, ABB; Current Transformer: X4150PSF1, ABB

UUT Properties

Weight [lbs]	Dimensions [in]			Lowest Nat. Freq. [Hz]		
	Length	Width	Height	F-B	S-S	V
138	18.0	17.0	49.5	N/A	N/A	N/A

Building Code	Test Criteria	UUT Highest Passed Seismic Run Information								
		S_{DS}	z/h	H_f	R_μ	I_P	A_{FLX-H}	A_{RIG-H}	A_{FLX-V}	A_{RIG-V}
CBC 2025	ICC-ES AC156-24	2.00	1.0	3.5	1.3	1.5	3.20	2.40	-	-
		2.50	0.0	1.0	1.0	1.5	-	-	1.68	0.68

Test Mounting Details

UUT-22A was mounted directly to the wall fixture using (4) 3/8" diameter Grade 5 bolts.



All units were filled with contents and maintained structural integrity and functionality after AC-156 test.

REVIEWED FOR CODE COMPLIANCE
HCAi
OSP-0575
BY: Mohammad Karim
DATE: 11/04/2026
CALIFORNIA BUILDING CODE, 2025

VMC GROUP
CONTROLLED ENVIRONMENT SOLUTIONS

UNIT UNDER TEST (UUT)
Summary Sheet

UUT-22B

Test Report (TR): 18720-2201; Test Lab: DCL; Reporting: DCL; Test Dates: 12/5/22-12/8/22; 1/12/23

Model Line	Model Number	Manufacturer
ACx580	ACH580-3BCR-07A6-4	ABB

Product Construction Summary

Carbon Steel Type 1 Wall Mounted Enclosure

Options / Subcomponent Summary

Variable Frequency Drive: ACH580-3BCR-07A6-4, ABB, Carbon Steel; Fuse: 3AUA0000015605, Cooper Bussmann; Fan: UF15KC12-BTH, MECHATRONICS; Contactor: 3AXD50000017471, ABB; Contactor: 3AXD50000017472, ABB; Circuit Breakers - Type Code +F255 : 3AXD50000049164, ABB; Fuse Block: BCM603-3PQ, Cooper Bussmann; Disconnect/Service Switch: 3AXD50000049831, ABB; Current Transformer: X4150PSF1, ABB

UUT Properties

Weight [lbs]	Dimensions [in]			Lowest Nat. Freq. [Hz]		
	Length	Width	Height	F-B	S-S	V
138	18.0	17.0	49.5	N/A	N/A	N/A

UUT Highest Passed Seismic Run Information

Building Code	Test Criteria	S_{DS}	z/h	H_f	R_μ	I_P	A_{FLX-H}	A_{RIG-H}	A_{FLX-V}	A_{RIG-V}
CBC 2025	ICC-ES AC156-24	2.00	1.0	3.5	1.3	1.5	3.20	2.40	-	-
		2.50	0.0	1.0	1.0	1.5	-	-	1.68	0.68

Test Mounting Details

UUT-22B was mounted to the wall fixture using (4) 3/8" diameter Grade 5 bolts. The wall fixture was isolated using (4) VMC Group MSSH-1E-530N spring isolators. The isolators were connected to the wall fixture using (1) 3/4 Grade 5 bolt each, and were connected to the shake table using (4) 1/2" diameter Grade 5 bolts per isolator.



All units were filled with contents and maintained structural integrity and functionality after AC-156 test.

REVIEWED FOR CODE COMPLIANCE
HCAi
OSP-0575
BY: Mohammad Karim
DATE: 11/04/2026
CALIFORNIA BUILDING CODE, 2025

VMC GROUP
CONTROLLED ENVIRONMENT SOLUTIONS

UNIT UNDER TEST (UUT)
Summary Sheet

UUT-23A

Test Report (TR): 18720-2201; Test Lab: DCL; Reporting: DCL; Test Dates: 12/5/22-12/8/22; 1/12/23

Model Line	Model Number	Manufacturer
ACx580	ACH580-3BCR-077A-4	ABB

Product Construction Summary

Carbon Steel Type 1 Wall Mounted Enclosure

Options / Subcomponent Summary

Variable Frequency Drive: ACH580-3BCR-077A-4, ABB, Carbon Steel; Fuse: 3AUA0000015607, Cooper Bussmann ; Fan: UF15KC12-BTH, MECHATRONICS; Contactor: 3AXD50000050428, ABB; Contactor: 3AXD50000017477, ABB; Circuit Breakers - Type Code +F255 : 3AXD50000136537, ABB; Fuse Block: TM60060-3CR, Cooper Bussmann; Disconnect/Service Switch: 3AUA0000049777, ABB; Current Transformer: X4150PSF1, ABB

UUT Properties

Weight [lbs]	Dimensions [in]			Lowest Nat. Freq. [Hz]		
	Length	Width	Height	F-B	S-S	V
273	19.3	19.5	62.0	N/A	N/A	N/A

Building Code	Test Criteria	UUT Highest Passed Seismic Run Information								
		S_{DS}	z/h	H_f	R_μ	I_P	A_{FLX-H}	A_{RIG-H}	A_{FLX-V}	A_{RIG-V}
CBC 2025	ICC-ES AC156-24	2.00	1.0	3.5	1.3	1.5	3.20	2.40	-	-
		2.50	0.0	1.0	1.0	1.5	-	-	1.68	0.68

Test Mounting Details

UUT-23A was mounted directly to the wall fixture using (4) 3/8" diameter Grade 5 bolts.



All units were filled with contents and maintained structural integrity and functionality after AC-156 test.

REVIEWED FOR CODE COMPLIANCE
HCAi
OSP-0575
BY: Mohammad Karim
DATE: 11/04/2026
CALIFORNIA BUILDING CODE, 2025

UNIT UNDER TEST (UUT)
Summary Sheet

UUT-23B

Test Report (TR): 18720-2201; Test Lab: DCL; Reporting: DCL; Test Dates: 12/5/22-12/8/22; 1/12/23

Model Line	Model Number	Manufacturer
ACx580	ACH580-3BCR-077A-4	ABB

Product Construction Summary

Carbon Steel Type 1 Wall Mounted Enclosure

Options / Subcomponent Summary

Variable Frequency Drive: ACH580-3BCR-077A-4, ABB, Carbon Steel; Fuse: 3AUA0000015607, Cooper Bussmann ; Fan: UF15KC12-BTH, MECHATRONICS; Contactor: 3AXD50000050428, ABB; Contactor: 3AXD50000017477, ABB; Circuit Breakers - Type Code +F255 : 3AXD50000136537, ABB; Fuse Block: TM60060-3CR, Cooper Bussmann; Disconnect/Service Switch: 3AUA0000049777, ABB

UUT Properties

Weight [lbs]	Dimensions [in]			Lowest Nat. Freq. [Hz]		
	Length	Width	Height	F-B	S-S	V
273	19.3	19.5	62.0	N/A	N/A	N/A

Building Code	Test Criteria	UUT Highest Passed Seismic Run Information								
		S_{DS}	z/h	H_f	R_μ	I_P	A_{FLX-H}	A_{RIG-H}	A_{FLX-V}	A_{RIG-V}
CBC 2025	ICC-ES AC156-24	2.00	1.0	3.5	1.3	1.5	3.20	2.40	-	-
		2.50	0.0	1.0	1.0	1.5	-	-	1.68	0.68

Test Mounting Details

UUT-23B was mounted to the wall fixture using (4) 3/8" diameter Grade 5 bolts. The wall fixture was isolated using (4) VMC Group MSSH-1E-530N spring isolators. The isolators were connected to the wall fixture using (1) 3/4 Grade 5 bolt each, and were connected to the shake table using (4) 1/2" diameter Grade 5 bolts per isolator.



All units were filled with contents and maintained structural integrity and functionality after AC-156 test.

REVIEWED FOR CODE COMPLIANCE
HCAi
OSP-0575
BY: Mohammad Karim
DATE: 11/04/2026
CALIFORNIA BUILDING CODE, 2022

VMC GROUP
CONTROLLED ENVIRONMENT SOLUTIONS

UNIT UNDER TEST (UUT)
Summary Sheet

UUT-24A

Test Report (TR): 18720-2201; Test Lab: DCL; Reporting: DCL; Test Dates: 12/5/22-12/8/22; 1/12/23

Model Line	Model Number	Manufacturer
ACx580	ACH580-3PCR-180A-4	ABB

Product Construction Summary

Carbon Steel Type 1 Wall Mounted Enclosure

Options / Subcomponent Summary

Variable Frequency Drive: ACH580-3PCR-180A-4, ABB, Carbon Steel; Fuse: JJS-300, Cooper Bussmann; Fan: UF15KC12-BTH, MECHATRONICS; Circuit Breakers - Type Code +F255 : XT3SU3225AFF000XXX, ABB; Fuse Block: T60400-1C, Cooper Bussmann; Fuse Block: TM60060-3CR, Cooper Bussmann; Current Transformer: X4250PSF1, ABB

UUT Properties

Weight [lbs]	Dimensions [in]			Lowest Nat. Freq. [Hz]		
	Length	Width	Height	F-B	S-S	V
409	21.1	19.4	61.8	N/A	N/A	N/A

Building Code	Test Criteria	UUT Highest Passed Seismic Run Information								
		S_{DS}	z/h	H_f	R_μ	I_P	A_{FLX-H}	A_{RIG-H}	A_{FLX-V}	A_{RIG-V}
CBC 2025	ICC-ES AC156-24	2.00	1.0	3.5	1.3	1.5	3.20	2.40	-	-
		2.50	0.0	1.0	1.0	1.5	-	-	1.68	0.68

Test Mounting Details

UUT-24A was mounted directly to the wall fixture using (4) 3/8" diameter Grade 5 bolts.



All units were filled with contents and maintained structural integrity and functionality after AC-156 test.

REVIEWED FOR CODE COMPLIANCE
HCAi
OSP-0575
BY: Mohammad Karim
DATE: 11/04/2026
CALIFORNIA BUILDING CODE, 2025

VMC GROUP
CONTROLLED ENVIRONMENT SOLUTIONS

UNIT UNDER TEST (UUT)
Summary Sheet

UUT-24B

Test Report (TR): 18720-2201; Test Lab: DCL; Reporting: DCL; Test Dates: 12/5/22-12/8/22; 1/12/23

Model Line	Model Number	Manufacturer
ACx580	ACH580-3PCR-180A-4	ABB

Product Construction Summary

Carbon Steel Type 1 Wall Mounted Enclosure

Options / Subcomponent Summary

Variable Frequency Drive: ACH580-3PCR-180A-4, ABB, Carbon Steel; Fuse: JJS-300, Cooper Bussmann; Fan: UF15KC12-BTH, MECHATRONICS; Circuit Breakers - Type Code +F255 : XT3SU3225AFF000XXX, ABB; Fuse Block: T60400-1C, Cooper Bussmann; Fuse Block: TM60060-3CR, Cooper Bussmann; Current Transformer: X4250PSF1, ABB

UUT Properties

Weight [lbs]	Dimensions [in]			Lowest Nat. Freq. [Hz]		
	Length	Width	Height	F-B	S-S	V
409	21.1	19.4	61.8	N/A	N/A	N/A

Building Code	Test Criteria	UUT Highest Passed Seismic Run Information								
		S_{DS}	z/h	H_f	R_μ	I_P	A_{FLX-H}	A_{RIG-H}	A_{FLX-V}	A_{RIG-V}
CBC 2025	ICC-ES AC156-24	2.00	1.0	3.5	1.3	1.5	3.20	2.40	-	-
		2.50	0.0	1.0	1.0	1.5	-	-	1.68	0.68

Test Mounting Details

UUT-24B was mounted to the wall fixture using (4) 3/8" diameter Grade 5 bolts. The wall fixture was isolated using (4) VMC Group MSSH-1E-530N spring isolators. The isolators were connected to the wall fixture using (1) 3/4 Grade 5 bolt each, and were connected to the shake table using (4) 1/2" diameter Grade 5 bolts per isolator.



All units were filled with contents and maintained structural integrity and functionality after AC-156 test.

REVIEWED FOR CODE COMPLIANCE
OSP-0575
BY: Mohammad Karim
DATE: 11/04/2026
CALIFORNIA BUILDING CODE, 2025

VMC GROUP
CONTROLLED ENVIRONMENT SOLUTIONS

UNIT UNDER TEST (UUT)
Summary Sheet

UUT-25A

Test Report (TR): 18720-2201; Test Lab: DCL; Reporting: DCL; Test Dates: 12/5/22-12/8/22; 1/12/23

Model Line	Model Number	Manufacturer
ACx580	ACH580-3PCR-07A6-4	ABB

Product Construction Summary

Carbon Steel Type 1 Wall Mounted Enclosure

Options / Subcomponent Summary

Variable Frequency Drive: ACH580-3PCR-07A6-4, ABB, Carbon Steel; Fuse: 3AUA0000015604, Cooper Bussmann; Circuit Breakers - Type Code +F255 : 3AXD50000049164, ABB; Fuse Block: BCM603-3PQ, Cooper Bussmann

UUT Properties

Weight [lbs]	Dimensions [in]			Lowest Nat. Freq. [Hz]		
	Length	Width	Height	F-B	S-S	V
68	18.0	9.0	37.8	N/A	N/A	N/A

Building Code	Test Criteria	UUT Highest Passed Seismic Run Information								
		S_{DS}	z/h	H_f	R_μ	I_P	A_{FLX-H}	A_{RIG-H}	A_{FLX-V}	A_{RIG-V}
CBC 2025	ICC-ES AC156-24	2.00	1.0	3.5	1.3	1.5	3.20	2.40	-	-
		2.50	0.0	1.0	1.0	1.5	-	-	1.68	0.68

Test Mounting Details

UUT-25A was mounted directly to the wall fixture using (4) 3/8" diameter Grade 5 bolts.



All units were filled with contents and maintained structural integrity and functionality after AC-156 test.

REVIEWED FOR CODE COMPLIANCE
OSP-0575
BY: Mohammad Karim
DATE: 11/04/2026
CALIFORNIA BUILDING CODE, 2025

VMC GROUP
CONTROLLED ENVIRONMENT SOLUTIONS

UNIT UNDER TEST (UUT)
Summary Sheet

UUT-25B

Test Report (TR): 18720-2201; Test Lab: DCL; Reporting: DCL; Test Dates: 12/5/22-12/8/22; 1/12/23

Model Line	Model Number	Manufacturer
ACx580	ACH580-3PCR-07A6-4	ABB

Product Construction Summary

Carbon Steel Type 1 Wall Mounted Enclosure

Options / Subcomponent Summary

Variable Frequency Drive: ACH580-3PCR-07A6-4, ABB, Carbon Steel; Fuse: 3AUA0000015605, Cooper Bussmann; Circuit Breakers - Type Code +F255 : 3AXD50000049164, ABB; Fuse Block: BCM603-3PQ, Cooper Bussmann

UUT Properties

Weight [lbs]	Dimensions [in]			Lowest Nat. Freq. [Hz]		
	Length	Width	Height	F-B	S-S	V
68	18.0	9.0	37.8	N/A	N/A	N/A

Building Code	Test Criteria	UUT Highest Passed Seismic Run Information								
		S_{DS}	z/h	H_f	R_μ	I_P	A_{FLX-H}	A_{RIG-H}	A_{FLX-V}	A_{RIG-V}
CBC 2025	ICC-ES AC156-24	2.00	1.0	3.5	1.3	1.5	3.20	2.40	-	-
		2.50	0.0	1.0	1.0	1.5	-	-	1.68	0.68

Test Mounting Details

UUT-25B was mounted to the wall fixture using (4) 3/8" diameter Grade 5 bolts. The wall fixture was isolated using (4) VMC Group MSSH-1E-530N spring isolators. The isolators were connected to the wall fixture using (1) 3/4 Grade 5 bolt each, and were connected to the shake table using (4) 1/2" diameter Grade 5 bolts per isolator.



All units were filled with contents and maintained structural integrity and functionality after AC-156 test.

REVIEWED FOR CODE COMPLIANCE
HCAi
OSP-0575
BY: Mohammad Karim
DATE: 11/04/2026
CALIFORNIA BUILDING CODE, 2025

VMC GROUP
CONTROLLED ENVIRONMENT SOLUTIONS

UNIT UNDER TEST (UUT)
Summary Sheet

UUT-26A

Test Report (TR): 18720-2201; Test Lab: DCL; Reporting: DCL; Test Dates: 12/5/22-12/8/22; 1/12/23

Model Line	Model Number	Manufacturer
ACx580	ACH580-3PCR-077A-4	ABB

Product Construction Summary

Carbon Steel Type 1 Wall Mounted Enclosure

Options / Subcomponent Summary

Variable Frequency Drive: ACH580-3PCR-077A-4, ABB, Carbon Steel; Fuse: 3AUA0000015607, Cooper Bussmann ; Circuit Breakers - Type Code +F255 : XT3SU3100AFF000XXX, ABB; Fuse Block: TM60060-3CR, Cooper Bussmann

UUT Properties

Weight [lbs]	Dimensions [in]			Lowest Nat. Freq. [Hz]		
	Length	Width	Height	F-B	S-S	V
180	19.0	10.8	51.0	N/A	N/A	N/A

Building Code	Test Criteria	UUT Highest Passed Seismic Run Information								
		S_{DS}	z/h	H_f	R_μ	I_P	A_{FLX-H}	A_{RIG-H}	A_{FLX-V}	A_{RIG-V}
CBC 2025	ICC-ES AC156-24	2.00	1.0	3.5	1.3	1.5	3.20	2.40	-	-
		2.50	0.0	1.0	1.0	1.5	-	-	1.68	0.68

Test Mounting Details

UUT-26A was mounted directly to the wall fixture using (4) 3/8" diameter Grade 5 bolts.



All units were filled with contents and maintained structural integrity and functionality after AC-156 test.

REVIEWED FOR CODE COMPLIANCE
HCAi
OSP-0575
BY: Mohammad Karim
DATE: 11/04/2026
CALIFORNIA BUILDING CODE, 2025

VMC GROUP
CONTROLLED ENVIRONMENT SOLUTIONS™

UNIT UNDER TEST (UUT)
Summary Sheet

UUT-26B

Test Report (TR): 18720-2201; Test Lab: DCL; Reporting: DCL; Test Dates: 12/5/22-12/8/22; 1/12/23

Model Line	Model Number	Manufacturer
ACx580	ACH580-3PCR-077A-4	ABB

Product Construction Summary

Carbon Steel Type 1 Wall Mounted Enclosure

Options / Subcomponent Summary

Variable Frequency Drive: ACH580-3PCR-077A-4, ABB, Carbon Steel; Fuse: 3AUA0000015607, Cooper Bussmann ; Circuit Breakers - Type Code +F255 : XT3SU3100AFF000XXX, ABB; Fuse Block: TM60060-3CR, Cooper Bussmann

UUT Properties

Weight [lbs]	Dimensions [in]			Lowest Nat. Freq. [Hz]		
	Length	Width	Height	F-B	S-S	V
180	19.0	10.8	51.0	N/A	N/A	N/A

Building Code	Test Criteria	UUT Highest Passed Seismic Run Information								
		S_{DS}	z/h	H_f	R_μ	I_P	A_{FLX-H}	A_{RIG-H}	A_{FLX-V}	A_{RIG-V}
CBC 2025	ICC-ES AC156-24	2.00	1.0	3.5	1.3	1.5	3.20	2.40	-	-
		2.50	0.0	1.0	1.0	1.5	-	-	1.68	0.68

Test Mounting Details

UUT-26B was mounted to the wall fixture using (4) 3/8" diameter Grade 5 bolts. The wall fixture was isolated using (4) VMC Group MSSH-1E-530N spring isolators. The isolators were connected to the wall fixture using (1) 3/4 Grade 5 bolt each, and were connected to the shake table using (4) 1/2" diameter Grade 5 bolts per isolator.



All units were filled with contents and maintained structural integrity and functionality after AC-156 test.

REVIEWED FOR CODE COMPLIANCE
HCAi
OSP-0575
BY: Mohammad Karim
DATE: 11/04/2026
CALIFORNIA BUILDING CODE, 2025

VMC GROUP
CONTROLLED ENVIRONMENT SOLUTIONS

UNIT UNDER TEST (UUT)
Summary Sheet

UUT-27

Test Report (TR): 18720-2201; Test Lab: DCL; Reporting: DCL; Test Dates: 12/5/22-12/8/22; 1/12/23

Model Line	Model Number	Manufacturer
ACx580	ACH580-3BCR-180A-4	ABB

Product Construction Summary

Carbon Steel Type 1 Base Mounted Enclosure

Options / Subcomponent Summary

Variable Frequency Drive: ACH580-3BCR-180A-4, ABB, Carbon Steel; Fuse: JJS-300, Cooper Bussmann; Fan: UF15KC12-BTH, MECHATRONICS; Contactor: 3AXD50000050115, ABB; Contactor: AX185-30-11-84, ABB; Contactor: 3AXD50000050115, ABB; Circuit Breakers - Type Code +F255 : XT3SU3225AFF000XXX, ABB; Circuit Breakers - Type Code +F255 : XT3SU3225AFF000XXX, ABB; Fuse Block: T60400-1C, Cooper Bussmann; Disconnect/Service Switch: OT200U03, ABB; Current Transformer: X4150PSF1, ABB

UUT Properties

Weight [lbs]	Dimensions [in]			Lowest Nat. Freq. [Hz]		
	Length	Width	Height	F-B	S-S	V
550	20.5	34.8	73.5	N/A	N/A	N/A

Building Code	Test Criteria	UUT Highest Passed Seismic Run Information								
		S_{DS}	z/h	H_f	R_μ	I_P	A_{FLX-H}	A_{RIG-H}	A_{FLX-V}	A_{RIG-V}
CBC 2025	ICC-ES AC156-24	2.00	1.0	3.5	1.3	1.5	3.20	2.40	-	-
		2.50	0.0	1.0	1.0	1.5	-	-	1.68	0.68

Test Mounting Details

UUT-27 was rigidly mounted to the shake table using (6) 3/8" diameter Grade 5 bolts.



All units were filled with contents and maintained structural integrity and functionality after AC-156 test.

REVIEWED FOR CODE COMPLIANCE
HCAi
OSP-0575
BY: Mohammad Karim
DATE: 11/04/2026
CALIFORNIA BUILDING CODE, 2025

VMC GROUP
CONTROLLED ENVIRONMENT SOLUTIONS

UNIT UNDER TEST (UUT)
Summary Sheet

UUT-28

Test Report (TR): 18720-2201; Test Lab: DCL; Reporting: DCL; Test Dates: 12/5/22-12/8/22; 1/12/23

Model Line	Model Number	Manufacturer
ACx580	ACH580-3BCR-477A-4	ABB

Product Construction Summary

Carbon Steel Type 1 Base Mounted Enclosure

Options / Subcomponent Summary

Variable Frequency Drive: ACH580-3BCR-477A-4, ABB, Carbon Steel; Fuse: 170M6x12, Cooper Bussmann; Fan: 3243.11, Rittal; Fan: 3140.11, Rittal; Contactor: AF400-30-11-70, ABB; Contactor: AF460-30-11-70, ABB; Circuit Breakers - Type Code +F256: T5L600BW, ABB; Fuse Block: LSCR002, Littlefuse; Disconnect/Service Switch: T5H600DW, ABB; Current Transformer: 9070TF750D1, Schneider

UUT Properties

Weight [lbs]	Dimensions [in]			Lowest Nat. Freq. [Hz]		
	Length	Width	Height	F-B	S-S	V
1,440	25.8	55.0	91.0	N/A	N/A	N/A

Building Code	Test Criteria	UUT Highest Passed Seismic Run Information								
		S_{DS}	z/h	H_f	R_μ	I_P	A_{FLX-H}	A_{RIG-H}	A_{FLX-V}	A_{RIG-V}
CBC 2025	ICC-ES AC156-24	2.00	1.0	3.5	1.3	1.5	3.20	2.40	-	-
		2.50	0.0	1.0	1.0	1.5	-	-	1.68	0.68

Test Mounting Details

UUT-28 was rigidly mounted to the shake table using (5) 3/8" diameter Grade 5 bolts.



All units were filled with contents and maintained structural integrity and functionality after AC-156 test.

REVIEWED FOR CODE COMPLIANCE
HCAi
OSP-0575
BY: Mohammad Karim
DATE: 11/04/2026
CALIFORNIA BUILDING CODE, 2025

VMC GROUP
CONTROLLED ENVIRONMENT SOLUTIONS

UNIT UNDER TEST (UUT)
Summary Sheet

UUT-29

Test Report (TR): 18720-2201; Test Lab: DCL; Reporting: DCL; Test Dates: 12/5/22-12/8/22; 1/12/23

Model Line	Model Number	Manufacturer
ACx580	ACH580-3PCR-477A-4	ABB

Product Construction Summary

Carbon Steel Type 1 Base Mounted Enclosure

Options / Subcomponent Summary

Variable Frequency Drive: ACH580-3PCR-477A-4, ABB, Carbon Steel; Fuse: 170M6x12, Cooper Bussmann; Fan: 3243.11, Rittal; Fan: 3140.11, Rittal; Circuit Breakers - Type Code +F256: T5L600BW, ABB; Fuse Block: LSCR002, Littlefuse; Current Transformer: 9070TF500D1, Schneider

UUT Properties

Weight [lbs]	Dimensions [in]			Lowest Nat. Freq. [Hz]		
	Length	Width	Height	F-B	S-S	V
1,290	25.8	47.0	91.0	N/A	N/A	N/A

Building Code	Test Criteria	UUT Highest Passed Seismic Run Information								
		S_{DS}	z/h	H_f	R_μ	I_P	A_{FLX-H}	A_{RIG-H}	A_{FLX-V}	A_{RIG-V}
CBC 2025	ICC-ES AC156-24	2.00	1.0	3.5	1.3	1.5	3.20	2.40	-	-
		2.50	0.0	1.0	1.0	1.5	-	-	1.68	0.68

Test Mounting Details

UUT-29 was rigidly mounted to the shake table using (5) 3/8" diameter Grade 5 bolts.



All units were filled with contents and maintained structural integrity and functionality after AC-156 test.

REVIEWED FOR CODE COMPLIANCE
HCAi
OSP-0575
BY: Mohammad Karim
DATE: 11/04/2026
CALIFORNIA BUILDING CODE, 2025

VMC GROUP
CONTROLLED ENVIRONMENT SOLUTIONS

UNIT UNDER TEST (UUT)
Summary Sheet

UUT-30A

Test Report (TR): 18720-2201; Test Lab: DCL; Reporting: DCL; Test Dates: 12/5/22-12/8/22; 1/12/23

Model Line	Model Number	Manufacturer
ACx180	ACS180-04S-04A8-2	ABB

Product Construction Summary

Plastic Type 1 Enclosure Wall Mounted Enclosure

Options / Subcomponent Summary

N/A

UUT Properties

Weight [lbs]	Dimensions [in]			Lowest Nat. Freq. [Hz]		
	Length	Width	Height	F-B	S-S	V
2	5.5	2.8	7.0	N/A	N/A	N/A

Building Code	Test Criteria	UUT Highest Passed Seismic Run Information								
		S_{DS}	z/h	H_f	R_μ	I_P	A_{FLX-H}	A_{RIG-H}	A_{FLX-V}	A_{RIG-V}
CBC 2025	ICC-ES AC156-24	2.00	1.0	3.5	1.3	1.5	3.20	2.40	-	-
		2.50	0.0	1.0	1.0	1.5	-	-	1.68	0.68

Test Mounting Details

UUT-30A was mounted directly to the wall fixture using (2) #10" diameter Grade bolts.



All units were filled with contents and maintained structural integrity and functionality after AC-156 test.

REVIEWED FOR CODE COMPLIANCE
HCAi
OSP-0575
BY: Mohammad Karim
DATE: 11/4/2026
CALIFORNIA BUILDING CODE, 2025

VMC GROUP
CONTROLLED ENVIRONMENT SOLUTIONS

UNIT UNDER TEST (UUT)
Summary Sheet

UUT-30B

Test Report (TR): 18720-2201; Test Lab: DCL; Reporting: DCL; Test Dates: 12/5/22-12/8/22; 1/12/23

Model Line	Model Number	Manufacturer
ACx180	ACS180-04S-03A7-2	ABB

Product Construction Summary

Plastic Type 1 Enclosure Wall Mounted Enclosure

Options / Subcomponent Summary

N/A

UUT Properties

Weight [lbs]	Dimensions [in]			Lowest Nat. Freq. [Hz]		
	Length	Width	Height	F-B	S-S	V
2	5.8	2.8	7.5	N/A	N/A	N/A

Building Code	Test Criteria	UUT Highest Passed Seismic Run Information								
		S_{DS}	z/h	H_f	R_μ	I_P	A_{FLX-H}	A_{RIG-H}	A_{FLX-V}	A_{RIG-V}
CBC 2025	ICC-ES AC156-24	2.00	1.0	3.5	1.3	1.5	3.20	2.40	-	-
		2.50	0.0	1.0	1.0	1.5	-	-	1.68	0.68

Test Mounting Details

UUT-30B was mounted to the wall fixture using (2) #10" diameter Grade bolts. The wall fixture was isolated using (4) VMC Group MSSH-1E-530N spring isolators. The isolators were connected to the wall fixture using (1) 3/4 Grade 5 bolt each, and were connected to the shake table using (4) 1/2" diameter Grade 5 bolts per isolator.



All units were filled with contents and maintained structural integrity and functionality after AC-156 test.

REVIEWED FOR CODE COMPLIANCE
HCAi
OSP-0575
BY: Mohammad Karim
DATE: 11/04/2026
CALIFORNIA BUILDING CODE, 2025

VMC GROUP
CONTROLLED ENVIRONMENT SOLUTIONS

UNIT UNDER TEST (UUT)
Summary Sheet

UUT-31A

Test Report (TR): 18720-2201; Test Lab: DCL; Reporting: DCL; Test Dates: 12/5/22-12/8/22; 1/12/23

Model Line	Model Number	Manufacturer
ACx180	ACH180-045-050A-4	ABB

Product Construction Summary

Plastic Type 1 Enclosure Wall Mounted Enclosure

Options / Subcomponent Summary

N/A

UUT Properties

Weight [lbs]	Dimensions [in]			Lowest Nat. Freq. [Hz]		
	Length	Width	Height	F-B	S-S	V
12	7.0	10.3	9.3	N/A	N/A	N/A

Building Code	Test Criteria	UUT Highest Passed Seismic Run Information								
		S_{DS}	z/h	H_f	R_μ	I_P	A_{FLX-H}	A_{RIG-H}	A_{FLX-V}	A_{RIG-V}
CBC 2025	ICC-ES AC156-24	2.00	1.0	3.5	1.3	1.5	3.20	2.40	-	-
		2.50	0.0	1.0	1.0	1.5	-	-	1.68	0.68

Test Mounting Details

UUT-31A was mounted directly to the wall fixture using (4) #10" diameter Grade bolts.



All units were filled with contents and maintained structural integrity and functionality after AC-156 test.

REVIEWED FOR CODE COMPLIANCE
HCAi
OSP-0575
BY: Mohammad Karim
DATE: 11/4/2026
CALIFORNIA BUILDING CODE, 2025

VMC GROUP
CONTROLLED ENVIRONMENT SOLUTIONS

UNIT UNDER TEST (UUT)
Summary Sheet

UUT-31B

Test Report (TR): 18720-2201; Test Lab: DCL; Reporting: DCL; Test Dates: 12/5/22-12/8/22; 1/12/23

Model Line	Model Number	Manufacturer
ACx180	ACH180-045-050A-4	ABB

Product Construction Summary

Plastic Type 1 Enclosure Wall Mounted Enclosure

Options / Subcomponent Summary

N/A

UUT Properties

Weight [lbs]	Dimensions [in]			Lowest Nat. Freq. [Hz]		
	Length	Width	Height	F-B	S-S	V
12	7.0	10.3	9.3	N/A	N/A	N/A

Building Code	Test Criteria	UUT Highest Passed Seismic Run Information								
		S_{DS}	z/h	H_f	R_μ	I_P	A_{FLX-H}	A_{RIG-H}	A_{FLX-V}	A_{RIG-V}
CBC 2025	ICC-ES AC156-24	2.00	1.0	3.5	1.3	1.5	3.20	2.40	-	-
		2.50	0.0	1.0	1.0	1.5	-	-	1.68	0.68

Test Mounting Details

UUT-31B was mounted to the wall fixture using (4) #10" diameter Grade bolts. The wall fixture was isolated using (4) VMC Group MSSH-1E-530N spring isolators. The isolators were connected to the wall fixture using (1) 3/4 Grade 5 bolt each, and were connected to the shake table using (4) 1/2" diameter Grade 5 bolts per isolator.



All units were filled with contents and maintained structural integrity and functionality after AC-156 test.

REVIEWED FOR CODE COMPLIANCE
OSP-0575
BY: Mohammad Karim
DATE: 11/04/2026
CALIFORNIA BUILDING CODE, 2025

UNIT UNDER TEST (UUT) Summary Sheet

UUT-32A

Test Report (TR): 22569-2301b; Test Lab: DCL; Reporting: DCL; Test Dates: 6/20/24-6/21/24

Model Line	Model Number	Manufacturer
ACx580	ACS580-01-017A-2	ABB

Product Construction Summary

Plastic Type 4X Enclosure

Options / Subcomponent Summary

Variable Frequency Drive: ACS580-01-017A-2, ABB, Plastic; Fuse: 3AXD50000952847, Little Fuse; Fuse Block: 3AXD50000954186, Little Fuse; Disconnect/Service Switch: 3AXD50000049831, ABB

UUT Properties

Weight [lbs]	Dimensions [in]			Lowest Nat. Freq. [Hz]		
	Length	Width	Height	F-B	S-S	V
35	12.0	16.0	24.0	N/A	N/A	N/A

Building Code	Test Criteria	UUT Highest Passed Seismic Run Information								
		S_{DS}	z/h	H_f	R_μ	I_P	A_{FLX-H}	A_{RIG-H}	A_{FLX-V}	A_{RIG-V}
CBC 2025	ICC-ES AC156-24	2.00	1.0	3.5	1.3	1.5	3.20	2.40	-	-
		2.50	0.0	1.0	1.0	1.5	-	-	1.68	0.68

Test Mounting Details

UUT-32A was mounted directly to the wall fixture using (4) 1/4" diameter Grade 5 bolts.



All units were filled with contents and maintained structural integrity and functionality after AC-156 test.

REVIEWED FOR CODE COMPLIANCE
OSP-0575
BY: Mohammad Karim
DATE: 11/04/2025
CALIFORNIA BUILDING CODE 2025

VMC GROUP
CONTROLLED ENVIRONMENT SOLUTIONS

UNIT UNDER TEST (UUT)
Summary Sheet

UUT-32B

Test Report (TR): 22569-2301b; Test Lab: DCL; Reporting: DCL; Test Dates: 6/20/24-6/21/24

Model Line	Model Number	Manufacturer
ACx580	ACS580-01-017A-2	ABB

Product Construction Summary

Plastic Type 4X Enclosure

Options / Subcomponent Summary

Variable Frequency Drive: ACS580-01-017A-2, ABB, Plastic; Fuse: 3AXD50000952847, Little Fuse; Fuse Block: 3AXD50000954186, Little Fuse; Disconnect/Service Switch: 3AXD50000049831, ABB

UUT Properties

Weight [lbs]	Dimensions [in]			Lowest Nat. Freq. [Hz]		
	Length	Width	Height	F-B	S-S	V
35	12.0	16.0	24.0	N/A	N/A	N/A

Building Code	Test Criteria	UUT Highest Passed Seismic Run Information								
		S_{DS}	z/h	H_f	R_μ	I_P	A_{FLX-H}	A_{RIG-H}	A_{FLX-V}	A_{RIG-V}
CBC 2025	ICC-ES AC156-24	2.00	1.0	3.5	1.3	1.5	3.20	2.40	-	-
		2.50	0.0	1.0	1.0	1.5	-	-	1.68	0.68

Test Mounting Details

UUT-32B was mounted to the wall fixture using (4) 1/4" diameter Grade 5 bolts. The wall fixture was isolated using (4) VMC Group MSSH-1E-1400 spring isolators. The isolators were connected to the wall fixture using (1) 3/4 Grade 5 bolt each, and were connected to the shake table using (4) 1/2" diameter Grade 5 bolts per isolator.



All units were filled with contents and maintained structural integrity and functionality after AC-156 test.

REVIEWED FOR CODE COMPLIANCE
HCAi
OSP-0575
BY: Mohammad Karim
DATE: 11/04/2026
CALIFORNIA BUILDING CODE, 2025

UNIT UNDER TEST (UUT)
Summary Sheet

UUT-33A

Test Report (TR): 22569-2301b; Test Lab: DCL; Reporting: DCL; Test Dates: 6/20/24-6/21/24

Model Line	Model Number	Manufacturer
ACx580	ACS580-01-017A-2	ABB

Product Construction Summary

Carbon Steel Type 4X Enclosure with Flange Mounting Option

Options / Subcomponent Summary

Variable Frequency Drive: ACS580-01-017A-2, ABB, Carbon Steel; Fuse: 3AXD50000952847, Little Fuse; Fuse Block: 3AXD50000954186, Little Fuse

UUT Properties

Weight [lbs]	Dimensions [in]			Lowest Nat. Freq. [Hz]		
	Length	Width	Height	F-B	S-S	V
33	10.8	9.0	25.3	N/A	N/A	N/A

Building Code	Test Criteria	UUT Highest Passed Seismic Run Information								
		S_{DS}	z/h	H_f	R_μ	I_P	A_{FLX-H}	A_{RIG-H}	A_{FLX-V}	A_{RIG-V}
CBC 2025	ICC-ES AC156-24	2.00	1.0	3.5	1.3	1.5	3.20	2.40	-	-
		2.50	0.0	1.0	1.0	1.5	-	-	1.68	0.68

Test Mounting Details

UUT-33A was mounted directly to the wall fixture using (8) M7" diameter Grade bolts.



All units were filled with contents and maintained structural integrity and functionality after AC-156 test.

REVIEWED FOR CODE COMPLIANCE
ICC-ES
OSP-0575
BY: Mohammad Karim
DATE: 11/04/2025
CALIFORNIA BUILDING CODE 2025

UNIT UNDER TEST (UUT) Summary Sheet

UUT-33B

Test Report (TR): 22569-2301b; Test Lab: DCL; Reporting: DCL; Test Dates: 6/20/24-6/21/24

Model Line	Model Number	Manufacturer
ACx580	ACS580-01-017A-2	ABB

Product Construction Summary

Carbon Steel Type 4X Enclosure with Flange Mounting Option

Options / Subcomponent Summary

Variable Frequency Drive: ACS580-01-017A-2, ABB, Carbon Steel; Fuse: 3AXD50000952847, Little Fuse; Fuse Block: 3AXD50000954186, Little Fuse

UUT Properties

Weight [lbs]	Dimensions [in]			Lowest Nat. Freq. [Hz]		
	Length	Width	Height	F-B	S-S	V
33	10.8	9.0	25.3	N/A	N/A	N/A

Building Code	Test Criteria	UUT Highest Passed Seismic Run Information								
		S_{DS}	z/h	H_f	R_μ	I_P	A_{FLX-H}	A_{RIG-H}	A_{FLX-V}	A_{RIG-V}
CBC 2025	ICC-ES AC156-24	2.00	1.0	3.5	1.3	1.5	3.20	2.40	-	-
		2.50	0.0	1.0	1.0	1.5	-	-	1.68	0.68

Test Mounting Details

UUT-33B was mounted to the wall fixture using (8) M7" diameter Grade bolts. The wall fixture was isolated using (4) VMC Group MSSH-1E-1400 spring isolators. The isolators were connected to the wall fixture using (1) 3/4 Grade 5 bolt each, and were connected to the shake table using (4) 1/2" diameter Grade 5 bolts per isolator.



All units were filled with contents and maintained structural integrity and functionality after AC-156 test.

REVIEWED FOR CODE COMPLIANCE
HCAI
OSP-0575
BY: Mohammad Karim
DATE: 11/04/2026
CALIFORNIA BUILDING CODE 2022

UNIT UNDER TEST (UUT) Summary Sheet

UUT-34A

Test Report (TR): 22569-2301b; Test Lab: DCL; Reporting: DCL; Test Dates: 6/20/24-6/21/24

Model Line	Model Number	Manufacturer
ACx580	ACS580-01-059A-2	ABB

Product Construction Summary

Plastic Type 4X Enclosure

Options / Subcomponent Summary

Variable Frequency Drive: ACS580-01-059A-2, ABB, Plastic; Fuse: 3AXD50000699230, LittelFuse; Fuse Block: 3AXD50000827060, Little Fuse; Disconnect/Service Switch: 3AUA0000049777, ABB

UUT Properties

Weight [lbs]	Dimensions [in]			Lowest Nat. Freq. [Hz]		
	Length	Width	Height	F-B	S-S	V
63	15.3	16.4	29.3	N/A	N/A	N/A

Building Code	Test Criteria	UUT Highest Passed Seismic Run Information								
		S_{DS}	z/h	H_f	R_μ	I_P	A_{FLX-H}	A_{RIG-H}	A_{FLX-V}	A_{RIG-V}
CBC 2025	ICC-ES AC156-24	2.00	1.0	3.5	1.3	1.5	3.20	2.40	-	-
		2.50	0.0	1.0	1.0	1.5	-	-	1.68	0.68

Test Mounting Details

UUT-34A was mounted directly to the wall fixture using (4) 1/4" diameter Grade 5 bolts.



All units were filled with contents and maintained structural integrity and functionality after AC-156 test.

REVIEWED FOR CODE COMPLIANCE
HCAi
OSP-0575
BY: Mohammad Karim
DATE: 11/04/2026
CALIFORNIA BUILDING CODE 2025

UNIT UNDER TEST (UUT) Summary Sheet

UUT-34B

Test Report (TR): 22569-2301b; Test Lab: DCL; Reporting: DCL; Test Dates: 6/20/24-6/21/24

Model Line	Model Number	Manufacturer
ACx580	ACS580-01-059A-2	ABB

Product Construction Summary

Plastic Type 4X Enclosure

Options / Subcomponent Summary

Variable Frequency Drive: ACS580-01-059A-2, ABB, Plastic; Fuse: 3AXD50000699230, LittelFuse; Fuse Block: 3AXD50000827060, Little Fuse; Disconnect/Service Switch: 3AUA0000049777, ABB

UUT Properties

Weight [lbs]	Dimensions [in]			Lowest Nat. Freq. [Hz]		
	Length	Width	Height	F-B	S-S	V
63	15.3	16.4	29.3	N/A	N/A	N/A

Building Code	Test Criteria	UUT Highest Passed Seismic Run Information								
		S_{DS}	z/h	H_f	R_μ	I_P	A_{FLX-H}	A_{RIG-H}	A_{FLX-V}	A_{RIG-V}
CBC 2025	ICC-ES AC156-24	2.00	1.0	3.5	1.3	1.5	3.20	2.40	-	-
		2.50	0.0	1.0	1.0	1.5	-	-	1.68	0.68

Test Mounting Details

UUT-34B was mounted to the wall fixture using (4) 1/4" diameter Grade 5 bolts. The wall fixture was isolated using (4) VMC Group MSSH-1E-1400 spring isolators. The isolators were connected to the wall fixture using (1) 3/4 Grade 5 bolt each, and were connected to the shake table using (4) 1/2" diameter Grade 5 bolts per isolator.



All units were filled with contents and maintained structural integrity and functionality after AC-156 test.

REVIEWED FOR CODE COMPLIANCE
ICC-ES
OSP-0575
BY: Mohammad Karim
DATE: 11/04/2026
PROPER BUILDING CODES

UNIT UNDER TEST (UUT)
Summary Sheet

UUT-35A

Test Report (TR): 22569-2301b; Test Lab: DCL; Reporting: DCL; Test Dates: 6/20/24-6/21/24

Model Line	Model Number	Manufacturer
ACx580	ACS580-01-059A-2	ABB

Product Construction Summary

Carbon Steel Type 4X Enclosure with Flange Mounting Option

Options / Subcomponent Summary

Variable Frequency Drive: ACS580-01-059A-2, ABB, Carbon Steel; Fuse: 3AXD50000699230, LittelFuse; Fuse Block: 3AXD50000827060, Little Fuse

UUT Properties

Weight [lbs]	Dimensions [in]			Lowest Nat. Freq. [Hz]		
	Length	Width	Height	F-B	S-S	V
61	13.3	10.0	31.5	N/A	N/A	N/A

Building Code	Test Criteria	UUT Highest Passed Seismic Run Information								
		S_{DS}	z/h	H_f	R_μ	I_P	A_{FLX-H}	A_{RIG-H}	A_{FLX-V}	A_{RIG-V}
CBC 2025	ICC-ES AC156-24	2.00	1.0	3.5	1.3	1.5	3.20	2.40	-	-
		2.50	0.0	1.0	1.0	1.5	-	-	1.68	0.68

Test Mounting Details

UUT-35A was mounted directly to the wall fixture using (10) M7" diameter Grade bolts.



All units were filled with contents and maintained structural integrity and functionality after AC-156 test.

REVIEWED FOR CODE COMPLIANCE
OSP-0575
BY: Mohammad Karim
DATE: 11/04/2026
CALIFORNIA BUILDING CODE 2025

UNIT UNDER TEST (UUT) Summary Sheet

UUT-35B

Test Report (TR): 22569-2301b; Test Lab: DCL; Reporting: DCL; Test Dates: 6/20/24-6/21/24

Model Line	Model Number	Manufacturer
ACx580	ACS580-01-059A-2	ABB

Product Construction Summary

Carbon Steel Type 4X Enclosure with Flange Mounting Option

Options / Subcomponent Summary

Variable Frequency Drive: ACS580-01-059A-2, ABB, Carbon Steel; Fuse: 3AXD50000699230, LittelFuse; Fuse Block: 3AXD50000827060, Little Fuse

UUT Properties

Weight [lbs]	Dimensions [in]			Lowest Nat. Freq. [Hz]		
	Length	Width	Height	F-B	S-S	V
61	13.3	10.0	31.5	N/A	N/A	N/A

Building Code	Test Criteria	UUT Highest Passed Seismic Run Information								
		S_{DS}	z/h	H_f	R_μ	I_P	A_{FLX-H}	A_{RIG-H}	A_{FLX-V}	A_{RIG-V}
CBC 2025	ICC-ES AC156-24	2.00	1.0	3.5	1.3	1.5	3.20	2.40	-	-
		2.50	0.0	1.0	1.0	1.5	-	-	1.68	0.68

Test Mounting Details

UUT-35B was mounted to the wall fixture using (10) M7" diameter Grade bolts. The wall fixture was isolated using (4) VMC Group MSSH-1E-1400 spring isolators. The isolators were connected to the wall fixture using (1) 3/4 Grade 5 bolt each, and were connected to the shake table using (4) 1/2" diameter Grade 5 bolts per isolator.



All units were filled with contents and maintained structural integrity and functionality after AC-156 test.

REVIEWED FOR CODE COMPLIANCE
HCAi
OSP-0575
BY: Mohammad Karim
DATE: 11/04/2026
CALIFORNIA BUILDING CODE 2022

VMC GROUP
CONTROLLED ENVIRONMENT SOLUTIONS

UNIT UNDER TEST (UUT)
Summary Sheet

UUT-36A

Test Report (TR): 26845-2501; Test Lab: DCL; Reporting: DCL; Test Dates: 7/15/25-7/16/25

Model Line	Model Number	Manufacturer
ACH580 Variable Frequency Drives	ACH580-VCR-012A-4+B056+F267	ABB

Product Construction Summary

Carbon Steel Type 12 Wall Mounted Enclosure

Options / Subcomponent Summary

Variable Frequency Drive: ACH580-VCR-012A-4+B056+F267, ABB, Carbon Steel; Fuse: 3AUA0000015604, Cooper Bussmann; Fan: 3AXD50000026754, NMB Technologies Corp.; Contactor: 3AXD50000017471, ABB; Contactor: 3AXD50000017473, ABB; Circuit Breakers - Type Code +F255 : 3AXD50000049164, ABB; Disconnect/Service Switch: 3AXD50000049831, ABB; Current Transformer: 3AUA0000014759, ABB

UUT Properties

Weight [lbs]	Dimensions [in]			Lowest Nat. Freq. [Hz]		
	Length	Width	Height	F-B	S-S	V
46	6.5	10.3	44.5	N/A	N/A	N/A

Building Code	Test Criteria	UUT Highest Passed Seismic Run Information								
		S_{DS}	z/h	H_f	R_μ	I_P	A_{FLX-H}	A_{RIG-H}	A_{FLX-V}	A_{RIG-V}
CBC 2025	ICC-ES AC156-24	2.00	1.0	3.5	1.3	1.5	3.20	2.40	-	-
		2.50	0.0	1.0	1.0	1.5	-	-	1.68	0.68

Test Mounting Details

UUT-36A was mounted directly to the wall fixture using (4) 1/4" diameter Grade 8 bolts.



All units were filled with contents and maintained structural integrity and functionality after AC-156 test.

REVIEWED FOR CODE COMPLIANCE
OSP-0575
BY: Mohammad Karim
DATE: 11/04/2025
CALIFORNIA BUILDING CODE 2025

UNIT UNDER TEST (UUT) Summary Sheet

UUT-36B

Test Report (TR): 26845-2501; Test Lab: DCL; Reporting: DCL; Test Dates: 7/15/25-7/16/25

Model Line	Model Number	Manufacturer
ACH580 Variable Frequency Drives	ACH580-VCR-012A-4+B056+F267	ABB

Product Construction Summary

Carbon Steel Type 12 Wall Mounted Enclosure

Options / Subcomponent Summary

Variable Frequency Drive: ACH580-VCR-012A-4+B056+F267, ABB, Carbon Steel; Fuse: 3AUA0000015605, Cooper Bussmann; Fan: 3AXD50000026754, NMB Technologies Corp.; Contactor: 3AXD50000017471, ABB; Contactor: 3AXD50000017473, ABB; Circuit Breakers - Type Code +F255 : 3AXD50000049164, ABB; Disconnect/Service Switch: 3AXD50000049831, ABB; Current Transformer: 3AUA0000014759, ABB

UUT Properties

Weight [lbs]	Dimensions [in]			Lowest Nat. Freq. [Hz]		
	Length	Width	Height	F-B	S-S	V
46	6.5	10.3	44.5	N/A	N/A	N/A

Building Code	Test Criteria	UUT Highest Passed Seismic Run Information								
		S_{DS}	z/h	H_f	R_μ	I_P	A_{FLX-H}	A_{RIG-H}	A_{FLX-V}	A_{RIG-V}
CBC 2025	ICC-ES AC156-24	2.00	1.0	3.5	1.3	1.5	3.20	2.40	-	-
		2.50	0.0	1.0	1.0	1.5	-	-	1.68	0.68

Test Mounting Details

UUT-36B was mounted to the wall fixture using (4) 1/4" diameter Grade 8 bolts. The wall fixture was isolated using (4) VMC Group MSSH-1E-650 spring isolators. The isolators were connected to the wall fixture using (1) 3/4 Grade 5 bolt each, and were connected to the shake table using (4) 1/2" diameter Grade 5 bolts per isolator.



All units were filled with contents and maintained structural integrity and functionality after AC-156 test.

REVIEWED FOR CODE COMPLIANCE
OSP-0575
BY: Mohammad Karim
DATE: 11/04/2026
CALIFORNIA BUILDING CODE, 2025

VMC GROUP
CONTROLLED ENVIRONMENT SOLUTIONS

UNIT UNDER TEST (UUT)
Summary Sheet

UUT-37A

Test Report (TR): 26845-2501; Test Lab: DCL; Reporting: DCL; Test Dates: 7/15/25-7/16/25

Model Line	Model Number	Manufacturer
ACH580 Variable Frequency Drives	ACH580-VCR-077A-4+B056+F267	ABB

Product Construction Summary

Carbon Steel Type 12 Wall Mounted Enclosure

Options / Subcomponent Summary

Variable Frequency Drive: ACH580-VCR-077A-4+B056+F267, ABB, Carbon Steel; Fuse: 3AUA0000015607, Little Fuse; Fan: 3AUA0000088115, NMB Technologies Corp.; Contactor: 3AXD50000050428, ABB; Contactor: 3AXD50000017477, ABB; Circuit Breakers - Type Code +F255 : 3AXD50000136537, ABB; Fuse Block: 3AXD50000827060, Little Fuse; Disconnect/Service Switch: 3AXD50000139828, ABB; Current Transformer: 3AUA0000014760, Teamwise Electronic Co., LTD.

UUT Properties

Weight [lbs]	Dimensions [in]			Lowest Nat. Freq. [Hz]		
	Length	Width	Height	F-B	S-S	V
110	9.5	11.3	57.5	N/A	N/A	N/A

Building Code	Test Criteria	UUT Highest Passed Seismic Run Information								
		S_{DS}	z/h	H_f	R_μ	I_P	A_{FLX-H}	A_{RIG-H}	A_{FLX-V}	A_{RIG-V}
CBC 2025	ICC-ES AC156-24	2.00	1.0	3.5	1.3	1.5	3.20	2.40	-	-
		2.50	0.0	1.0	1.0	1.5	-	-	1.68	0.68

Test Mounting Details

UUT-37A was mounted directly to the wall fixture using (4) 1/4" diameter Grade 8 bolts.



All units were filled with contents and maintained structural integrity and functionality after AC-156 test.

REVIEWED FOR CODE COMPLIANCE
OSP-0575
BY: Mohammad Karim
DATE: 11/04/2025
CALIFORNIA BUILDING CODE, 2025

VMC GROUP
CONTROLLED ENVIRONMENT SOLUTIONS

UNIT UNDER TEST (UUT)
Summary Sheet

UUT-37B

Test Report (TR): 26845-2501; Test Lab: DCL; Reporting: DCL; Test Dates: 7/15/25-7/16/25

Model Line	Model Number	Manufacturer
ACH580 Variable Frequency Drives	ACH580-VCR-077A-4+B056+F267	ABB

Product Construction Summary

Carbon Steel Type 12 Wall Mounted Enclosure

Options / Subcomponent Summary

Variable Frequency Drive: ACH580-VCR-077A-4+B056+F267, ABB, Carbon Steel; Fuse: 3AUA0000015607, Little Fuse; Fan: 3AUA0000088115, NMB Technologies Corp.; Contactor: 3AXD50000050428, ABB; Contactor: 3AXD50000017477, ABB; Circuit Breakers - Type Code +F255 : 3AXD50000136537, ABB; Fuse Block: 3AXD50000827060, Little Fuse; Disconnect/Service Switch: 3AXD50000139828, ABB; Current Transformer: 3AUA0000014760, Teamwise Electronic Co., LTD.

UUT Properties

Weight [lbs]	Dimensions [in]			Lowest Nat. Freq. [Hz]		
	Length	Width	Height	F-B	S-S	V
110	9.5	11.3	57.5	N/A	N/A	N/A

Building Code	Test Criteria	UUT Highest Passed Seismic Run Information								
		S_{DS}	z/h	H_f	R_μ	I_P	A_{FLX-H}	A_{RIG-H}	A_{FLX-V}	A_{RIG-V}
CBC 2025	ICC-ES AC156-24	2.00	1.0	3.5	1.3	1.5	3.20	2.40	-	-
		2.50	0.0	1.0	1.0	1.5	-	-	1.68	0.68

Test Mounting Details

UUT-37B was mounted to the wall fixture using (4) 1/4" diameter Grade 8 bolts. The wall fixture was isolated using (4) VMC Group MSSH-1E-650 spring isolators. The isolators were connected to the wall fixture using (1) 3/4 Grade 5 bolt each, and were connected to the shake table using (4) 1/2" diameter Grade 5 bolts per isolator.



All units were filled with contents and maintained structural integrity and functionality after AC-156 test.

REVIEWED FOR CODE COMPLIANCE
OSP-0575
BY: Mohammad Karim
DATE: 11/04/2026
CALIFORNIA BUILDING CODE, 2025

VMC GROUP
CONTROLLED ENVIRONMENT SOLUTIONS

UNIT UNDER TEST (UUT)
Summary Sheet

UUT-38A

Test Report (TR): 26845-2501; Test Lab: DCL; Reporting: DCL; Test Dates: 7/15/25-7/16/25

Model Line	Model Number	Manufacturer
ACH580 Variable Frequency Drives	ACH580-3BCR-023A-4+F267	ABB

Product Construction Summary

Carbon Steel Type 1 Wall Mounted Enclosure

Options / Subcomponent Summary

Variable Frequency Drive: ACH580-3BCR-023A-4+F267, ABB, Carbon Steel; Fuse: 3AUA0000015604, Cooper Bussmann; Fuse: KLKR20, LittleFuse; Fuse: KLKR25, LittleFuse; Fuse: KLKR30, LittleFuse; Fan: UF15KC12-BTH, MECHATRONICS; Contactor: 3AXD50000017471, ABB; Contactor: 3AXD50000017472, ABB; Contactor: 3AXD50000017475, ABB; Circuit Breakers - Type Code +F255 : 3AXD50000049164, ABB; Circuit Breakers - Type Code +F257: 3AXD50000049168, ABB; Fuse Block: BCM603-3PQ, Cooper Bussmann; Disconnect/Service Switch: 3AXD50000049831, ABB; Current Transformer: 3AUA0000014759, ABB; Current Transformer: 3AUA0000048829, ABB

UUT Properties

Weight [lbs]	Dimensions [in]			Lowest Nat. Freq. [Hz]		
	Length	Width	Height	F-B	S-S	V
128	15.3	15.0	42.5	N/A	N/A	N/A

Building Code	Test Criteria	UUT Highest Passed Seismic Run Information								
		S_{DS}	z/h	H_f	R_μ	I_P	A_{FLX-H}	A_{RIG-H}	A_{FLX-V}	A_{RIG-V}
CBC 2025	ICC-ES AC156-24	2.00	1.0	3.5	1.3	1.5	3.20	2.40	-	-
		2.50	0.0	1.0	1.0	1.5	-	-	1.68	0.68

Test Mounting Details

UUT-38A was mounted directly to the wall fixture using (4) 5/16" diameter Grade 5 bolts.

UUT-38a



All units were filled with contents and maintained structural integrity and functionality after AC-156 test.

REVIEWED FOR CODE COMPLIANCE
HCAI
OSP-0575
BY: Mohammad Karim
DATE: 11/04/2026
CALIFORNIA BUILDING CODE, 2025

UNIT UNDER TEST (UUT) Summary Sheet

UUT-38B

Test Report (TR): 26845-2501; Test Lab: DCL; Reporting: DCL; Test Dates: 7/15/25-7/16/25

Model Line	Model Number	Manufacturer
ACH580 Variable Frequency Drives	ACH580-3BCR-023A-4+F267	ABB

Product Construction Summary

Carbon Steel Type 1 Wall Mounted Enclosure

Options / Subcomponent Summary

Variable Frequency Drive: ACH580-3BCR-023A-4+F267, ABB, Carbon Steel; Fuse: 3AUA0000015605, Cooper Bussmann; Fuse: KLKR20, LittleFuse; Fuse: KLKR25, LittleFuse; Fuse: KLKR30, LittleFuse; Fan: UF15KC12-BTH, MECHATRONICS; Contactor: 3AXD50000017471, ABB; Contactor: 3AXD50000017472, ABB; Contactor: 3AXD50000017475, ABB; Circuit Breakers - Type Code +F255 : 3AXD50000049164, ABB; Circuit Breakers - Type Code +F257: 3AXD50000049168, ABB; Fuse Block: BCM603-3PQ, Cooper Bussmann; Disconnect/Service Switch: 3AXD50000049831, ABB; Current Transformer: 3AUA0000014759, ABB; Current Transformer: 3AUA0000048829, ABB

UUT Properties

Weight [lbs]	Dimensions [in]			Lowest Nat. Freq. [Hz]		
	Length	Width	Height	F-B	S-S	V
128	15.3	15.0	42.5	N/A	N/A	N/A

Building Code	Test Criteria	UUT Highest Passed Seismic Run Information								
		S_{DS}	z/h	H_f	R_μ	I_P	A_{FLX-H}	A_{RIG-H}	A_{FLX-V}	A_{RIG-V}
CBC 2025	ICC-ES AC156-24	2.00	1.0	3.5	1.3	1.5	3.20	2.40	-	-
		2.50	0.0	1.0	1.0	1.5	-	-	1.68	0.68

Test Mounting Details

UUT-38B was mounted to the wall fixture using (4) 5/16" diameter Grade 5 bolts. The wall fixture was isolated using (4) VMC Group MSSH-1E-650 spring isolators. The isolators were connected to the wall fixture using (1) 3/4 Grade 5 bolt each, and were connected to the shake table using (4) 1/2" diameter Grade 5 bolts per isolator.

UUT-



All units were filled with contents and maintained structural integrity and functionality after AC-156 test.

REVIEWED FOR CODE COMPLIANCE
OSP-0575
BY: Mohammad Karim
DATE: 11/04/2026
CALIFORNIA BUILDING CODE, 2025

VMC GROUP
CONTROLLED ENVIRONMENT SOLUTIONS

UNIT UNDER TEST (UUT)
Summary Sheet

UUT-39A

Test Report (TR): 26845-2501; Test Lab: DCL; Reporting: DCL; Test Dates: 7/15/25-7/16/25

Model Line	Model Number	Manufacturer
ACH580 Variable Frequency Drives	ACH580-3BCR-077A-4+F267	ABB

Product Construction Summary

Carbon Steel Type 1 Wall Mounted Enclosure

Options / Subcomponent Summary

Variable Frequency Drive: ACH580-3BCR-077A-4+F267, ABB, Carbon Steel; Fuse: 3AUA0000015607, Cooper Bussmann ; Fuse: 3AUA0000147985, Cooper Bussmann; Fuse: 3AUA0000147986, Cooper Bussmann; Fuse: 3AUA0000015606, Cooper Bussmann; Fuse: 3AUA0000147987, Cooper Bussmann; Fuse: BG56720003-16, Cooper Bussmann; Fan: UF15KC12-BTH, MECHATRONICS; Contactor: 3AXD50000017474, ABB; Contactor: 3AXD50000017475, ABB; Contactor: 3AXD50000050428, ABB; Contactor: 3AXD50000017477, ABB; Circuit Breakers - Type Code +F255 : 3AXD50000049169, ABB; Circuit Breakers - Type Code +F255 : XT3SU3100AFF000XXX, ABB; Fuse Block: LFT60060-3C, LittleFuse; Fuse Block: 3AXD50000827060, Little Fuse; Disconnect/Service Switch: 3AUA0000049777, ABB; Disconnect/Service Switch: 3AXD50000049832, ABB; Current Transformer: 3AUA0000048829, ABB; Current Transformer: 3AUA0000014760, Teamwise Electronic Co., LTD.

UUT Properties

Weight [lbs]	Dimensions [in]			Lowest Nat. Freq. [Hz]		
	Length	Width	Height	F-B	S-S	V
249	19.3	17.3	44.5	N/A	N/A	N/A

Building Code	Test Criteria	UUT Highest Passed Seismic Run Information								
		S_{DS}	z/h	H_f	R_μ	I_P	A_{FLX-H}	A_{RIG-H}	A_{FLX-V}	A_{RIG-V}
CBC 2025	ICC-ES AC156-24	2.00	1.0	3.5	1.3	1.5	3.20	2.40	-	-
		2.50	0.0	1.0	1.0	1.5	-	-	1.68	0.68

Test Mounting Details

UUT-39A was mounted directly to the wall fixture using (4) 3/8" diameter Grade 5 bolts.

UUT-39a



All units were filled with contents and maintained structural integrity and functionality after AC-156 test.

HCAI OSP-0575 REVIEWED FOR CODE COMPLIANCE BY: Mohammad Karim DATE: 11/04/2026 CALIFORNIA BUILDING CODE 2022

VMC GROUP
CONTROLLED ENVIRONMENT SOLUTIONS

UNIT UNDER TEST (UUT)
Summary Sheet

UUT-39B

Test Report (TR): 26845-2501; Test Lab: DCL; Reporting: DCL; Test Dates: 7/15/25-7/16/25

Model Line	Model Number	Manufacturer
ACH580 Variable Frequency Drives	ACH580-3BCR-077A-4+F267	ABB

Product Construction Summary

Carbon Steel Type 1 Wall Mounted Enclosure

Options / Subcomponent Summary

Variable Frequency Drive: ACH580-3BCR-077A-4+F267, ABB, Carbon Steel; Fuse: 3AUA0000015607, Cooper Bussmann ; Fuse: 3AUA0000147985, Cooper Bussmann; Fuse: 3AUA0000147986, Cooper Bussmann; Fuse: 3AUA0000015606, Cooper Bussmann; Fuse: 3AUA0000147987, Cooper Bussmann; Fuse: BG56720003-16, Cooper Bussmann; Fan: UF15KC12-BTH, MECHATRONICS; Contactor: 3AXD50000017474, ABB; Contactor: 3AXD50000017475, ABB; Contactor: 3AXD50000050428, ABB; Contactor: 3AXD50000017477, ABB; Circuit Breakers - Type Code +F255 : 3AXD50000049169, ABB; Circuit Breakers - Type Code +F255 : XT3SU3100AFF000XXX, ABB; Fuse Block: LFT60060-3C, LittleFuse; Fuse Block: 3AXD50000827060, Little Fuse; Disconnect/Service Switch: 3AUA0000049777, ABB; Disconnect/Service Switch: 3AXD50000049832, ABB; Current Transformer: 3AUA0000048829, ABB; Current Transformer: 3AUA0000014760, Teamwise Electronic Co., LTD.

UUT Properties

Weight [lbs]	Dimensions [in]			Lowest Nat. Freq. [Hz]		
	Length	Width	Height	F-B	S-S	V
249	19.3	17.3	44.5	N/A	N/A	N/A

Building Code	Test Criteria	UUT Highest Passed Seismic Run Information								
		S_{DS}	z/h	H_f	R_μ	I_P	A_{FLX-H}	A_{RIG-H}	A_{FLX-V}	A_{RIG-V}
CBC 2025	ICC-ES AC156-24	2.00	1.0	3.5	1.3	1.5	3.20	2.40	-	-
		2.50	0.0	1.0	1.0	1.5	-	-	1.68	0.68

Test Mounting Details

UUT-39B was mounted to the wall fixture using (4) 3/8" diameter Grade 5 bolts. The wall fixture was isolated using (4) VMC Group MSSH-1E-650 spring isolators. The isolators were connected to the wall fixture using (1) 3/4 Grade 5 bolt each, and were connected to the shake table using (4) 1/2" diameter Grade 5 bolts per isolator.



All units were filled with contents and maintained structural integrity and functionality after AC-156 test.

HCAI OSP-0575 REVIEWED FOR CODE COMPLIANCE BY: Mohammad Karim DATE: 11/04/2026 CALIFORNIA BUILDING CODE 2022

VMC GROUP
CONTROLLED ENVIRONMENT SOLUTIONS

UNIT UNDER TEST (UUT)
Summary Sheet

UUT-40A

Test Report (TR): 29468-2601; Test Lab: DCL; Reporting: DCL; Test Dates: 6/8/26-6/9/26

Model Line	Model Number	Manufacturer
ACH580	ACH580-VCR-023A-4	ABB

Product Construction Summary

SS304 Powdercoated Type 4X Wall Mounted Enclosure

Options / Subcomponent Summary

Variable Frequency Drive: ACH580-01-023A-4, ABB; Fuse: 3AUA0000015605, Cooper Bussmann; Fan: 3AUA0000000148, Delta Products Corp. / NMB Technologies Corp.; Contactor: 3AXD50000017472, ABB; Contactor: 3AXD50000017473, ABB; Circuit Breakers - Type Code +F257: 3AXD50000049168, ABB; Disconnect/Service Switch: 3AXD50000049831, ABB; Current Transformer: 3AUA0000014759, ABB; Current Transformer: 3AUA0000048829, ABB

UUT Properties

Weight [lbs]	Dimensions [in]			Lowest Nat. Freq. [Hz]		
	Length	Width	Height	F-B	S-S	V
129.2	14.5	68.3	17.1	N/A	N/A	N/A

Building Code	Test Criteria	UUT Highest Passed Seismic Run Information								
		S_{DS}	z/h	H_f	R_μ	I_P	A_{FLX-H}	A_{RIG-H}	A_{FLX-V}	A_{RIG-V}
CBC 2025	ICC-ES AC156-24	2.00	1.0	3.5	1.3	1.5	3.20	2.15	-	-
		2.50	0.0	1.0	1.0	1.5	-	-	1.68	0.68

Test Mounting Details

UUT-40A was mounted directly to the wall fixture using (4) M8 diameter Grade A2 bolts.



All units were filled with contents and maintained structural integrity and functionality after AC-156 test.

REVIEWED FOR CODE COMPLIANCE
HCAi
OSP-0575
BY: Mohammad Karim
DATE: 11/04/2026
CALIFORNIA BUILDING CODE, 2025

VMC GROUP
CONTROLLED ENVIRONMENT SOLUTIONS

UNIT UNDER TEST (UUT)
Summary Sheet

UUT-40B

Test Report (TR): 29468-2601; Test Lab: DCL; Reporting: DCL; Test Dates: 6/8/26-6/9/26

Model Line	Model Number	Manufacturer
ACH580	ACH580-VCR-023A-4	ABB

Product Construction Summary

SS304 Powdercoated Type 4X Wall Mounted Enclosure

Options / Subcomponent Summary

; Fan: 3AUA0000000148, Delta Products Corp. / NMB Technologies Corp.; Contactor: 3AXD50000017472, ABB; Contactor: 3AXD50000017473, ABB; Circuit Breakers - Type Code +F257: 3AXD50000049168, ABB; Disconnect/Service Switch: 3AXD50000049831, ABB; Current Transformer: 3AUA0000014759, ABB; Current Transformer: 3AUA0000048829, ABB

UUT Properties

Weight [lbs]	Dimensions [in]			Lowest Nat. Freq. [Hz]		
	Length	Width	Height	F-B	S-S	V
129.2	14.5	68.3	17.1	N/A	N/A	N/A

Building Code	Test Criteria	UUT Highest Passed Seismic Run Information								
		S_{DS}	z/h	H_f	R_μ	I_P	A_{FLX-H}	A_{RIG-H}	A_{FLX-V}	A_{RIG-V}
CBC 2025	ICC-ES AC156-24	2.00	1.0	3.5	1.3	1.5	3.20	2.15	-	-
		2.50	0.0	1.0	1.0	1.5	-	-	1.68	0.68

Test Mounting Details

UUT-40B was mounted to the wall fixture using (4) M8 diameter Grade A2 bolts. The wall fixture was isolated using (4) VMC Group MSSH-1E-650 spring isolators. The isolators were connected to the wall fixture using (1) 3/4 Grade 5 bolt each, and were connected to the shake table using (4) 1/2" diameter Grade 5 bolts per isolator.



All units were filled with contents and maintained structural integrity and functionality after AC-156 test.

REVIEWED FOR CODE COMPLIANCE
HCAi
OSP-0575
BY: Mohammad Karim
DATE: 11/4/2026
CALIFORNIA BUILDING CODE

VMC GROUP
CONTROLLED ENVIRONMENT SOLUTIONS

UNIT UNDER TEST (UUT)
Summary Sheet

UUT-41A

Test Report (TR): 29468-2601; Test Lab: DCL; Reporting: DCL; Test Dates: 6/8/26-6/9/26

Model Line	Model Number	Manufacturer
ACH580	ACH580-VCR-044A-4	ABB

Product Construction Summary

SS304 Powdercoated Type 4X Wall Mounted Enclosure

Options / Subcomponent Summary

; Fan: 3AUA0000000148, Delta Products Corp. / NMB Technologies Corp.; Contactor: 3AXD50000017474, ABB; Contactor: 3AXD50000017475, ABB; Circuit Breakers - Type Code +F255 : 3AXD50000049169, ABB; Fuse Block: TM60060-3CR, Cooper Bussmann; Disconnect/Service Switch: 3AXD50000049832, ABB; Current Transformer: 3AUA0000048829, ABB; Current Transformer: 3AUA0000014760, Teamwise Electronic Co., LTD.

UUT Properties

Weight [lbs]	Dimensions [in]			Lowest Nat. Freq. [Hz]		
	Length	Width	Height	F-B	S-S	V
155.8	15.1	70.0	17.5	N/A	N/A	N/A

Building Code	Test Criteria	UUT Highest Passed Seismic Run Information								
		S_{DS}	z/h	H_f	R_μ	I_P	A_{FLX-H}	A_{RIG-H}	A_{FLX-V}	A_{RIG-V}
CBC 2025	ICC-ES AC156-24	2.00	1.0	3.5	1.3	1.5	3.20	2.15	-	-
		2.50	0.0	1.0	1.0	1.5	-	-	1.68	0.68

Test Mounting Details

UUT-41A was mounted directly to the wall fixture using (4) M8 diameter Grade A2 bolts.



All units were filled with contents and maintained structural integrity and functionality after AC-156 test.

REVIEWED FOR CODE COMPLIANCE
HCAi
OSP-0575
BY: Mohammad Karim
DATE: 11/04/2026
CALIFORNIA BUILDING CODE 2025

VMC GROUP
CONTROLLED ENVIRONMENT SOLUTIONS

UNIT UNDER TEST (UUT)
Summary Sheet

UUT-41B

Test Report (TR): 29468-2601; Test Lab: DCL; Reporting: DCL; Test Dates: 6/8/26-6/9/26

Model Line	Model Number	Manufacturer
ACH580	ACH580-VCR-044A-4	ABB

Product Construction Summary

SS304 Powdercoated Type 4X Wall Mounted Enclosure

Options / Subcomponent Summary

; Fan: 3AUA0000000148, Delta Products Corp. / NMB Technologies Corp.; Contactor: 3AXD50000017474, ABB; Contactor: 3AXD50000017475, ABB; Circuit Breakers - Type Code +F255 : 3AXD50000049169, ABB; Fuse Block: TM60060-3CR, Cooper Bussmann; Disconnect/Service Switch: 3AXD50000049832, ABB; Current Transformer: 3AUA0000048829, ABB; Current Transformer: 3AUA0000014760, Teamwise Electronic Co., LTD.

UUT Properties

Weight [lbs]	Dimensions [in]			Lowest Nat. Freq. [Hz]		
	Length	Width	Height	F-B	S-S	V
155.8	15.1	70.0	17.5	N/A	N/A	N/A

Building Code	Test Criteria	UUT Highest Passed Seismic Run Information								
		S_{DS}	z/h	H_f	R_μ	I_P	A_{FLX-H}	A_{RIG-H}	A_{FLX-V}	A_{RIG-V}
CBC 2025	ICC-ES AC156-24	2.00	1.0	3.5	1.3	1.5	3.20	2.15	-	-
		2.50	0.0	1.0	1.0	1.5	-	-	1.68	0.68

Test Mounting Details

UUT-41B was mounted to the wall fixture using (4) M8 diameter Grade A2 bolts. The wall fixture was isolated using (4) VMC Group MSSH-1E-650 spring isolators. The isolators were connected to the wall fixture using (1) 3/4 Grade 5 bolt each, and were connected to the shake table using (4) 1/2" diameter Grade 5 bolts per isolator.



All units were filled with contents and maintained structural integrity and functionality after AC-156 test.

REVIEWED FOR CODE COMPLIANCE
OSP-0575
BY: Mohammad Karim
DATE: 11/4/2026
CALIFORNIA BUILDING CODE