



OFFICE OF STATEWIDE HEALTH PLANNING AND DEVELOPMENT
FACILITIES DEVELOPMENT DIVISION

APPLICATION FOR OSHPD SPECIAL SEISMIC
CERTIFICATION PREAPPROVAL (OSP)

OFFICE USE ONLY
APPLICATION #: OSP - 0579 - 10

OSHPD Special Seismic Certification Preapproval (OSP)

Type: [X] New [] Renewal

Manufacturer Information

Manufacturer: Schneider Electric IT Business India Private Limited
Manufacturer's Technical Representative: Muthuvel Sudalaimani
Mailing Address: Bommasandra Jigani Link Road, 4th Phase, Bommasandra Industrial Area, Bangalore-562106
Telephone: +91 8067361000 Ext: 61338 Email: Muthuvel.Sudalaimani@se.com

Product Information

Product Name: SUVT Smart UPS
Product Type: Uninterruptible Power Supply
Product Model Number: SUVTR80K20G2B
General Description: Single configuration - 80KVA UPS
Mounting Description: Base Mount - Rigid

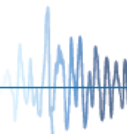
Applicant Information

Applicant Company Name: TRU Compliance, by Structural Integrity Associates, Inc.
Contact Person: Galen Reid
Mailing Address: 5215 Hellyer Ave, Suite 210, San Jose, CA 95138
Telephone: 844-878-0200 Email: greid@structint.com

I hereby agree to reimburse the Office of Statewide Health Planning and Development review fees in accordance with the California Administrative Code, 2016.

Signature of Applicant: [Handwritten Signature] Date: 9/19/2018
Title: Senior Engineer Company Name: TRU Compliance, by Structural Integrity Associates, Inc.

"Access to Safe, Quality Healthcare Environments that Meet California's Diverse and Dynamic Needs"





**OFFICE OF STATEWIDE HEALTH PLANNING AND DEVELOPMENT
FACILITIES DEVELOPMENT DIVISION**

California Licensed Structural Engineer Responsible for the Engineering and Test Report(s)

Company Name: TRU Compliance, by Structural Integrity Associates, Inc.

Name: Andrew M. Coughlin California License Number: S6082

Mailing Address: 5215 Hellyer Ave., Suite 210, San Jose, CA 95138

Telephone: 844-878-0200 Email: acoughlin@structint.com

Supports and Attachments Preapproval

Supports and attachments are preapproved under OPM- _____
(Separate application for OSHPD Preapproval of Manufacturer's Certification (OPM) of Supports and attachments is required)

Supports and attachments are not preapproved

Certification Method

Testing in accordance with: ICC-ES AC156

Other (Please Specify): _____
OSP-0579-10

BY: Ali Sumer

DATE: 08/16/2019

Testing Laboratory

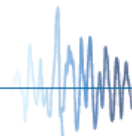
Company Name: Central Power Research Institute, Earthquake Engineering and Vibration Research Centre

Contact Name: R.P. Selvam

Mailing Address: PB. No. 8066, Sadashivanagar P.O., Bengaluru -560 080, Karnataka, India

Telephone: + 91-9740359633 Email: selvam@cpri.in

"Access to Safe, Quality Healthcare Environments that Meet California's Diverse and Dynamic Needs"





OFFICE OF STATEWIDE HEALTH PLANNING AND DEVELOPMENT
FACILITIES DEVELOPMENT DIVISION

Seismic Parameters

Design in accordance with ASCE 7-10 Chapter 13: [X] Yes [] No

Design Basis of Equipment or Components (Fp/Wp) = 0.85 (SDS = 1.13); 0.69 (SDS = 1.54)

SDS (Design spectral response acceleration at short period, g) = 1.13 (z/h = 1.0); 1.54 (z/h = 0.0)

ap (In-structure equipment or component amplification factor) = 2.5

Rp (Equipment or component response modification factor) = 6.0

Omega_0 (System overstrength factor) = 2.0

Ip (Importance factor) = 1.5

z/h (Height factor ratio) = 1.0 (Sds = 1.13); 0.0 (Sds = 1.54)

Equipment or Component Natural Frequencies (Hz) = See Attachment

Overall dimensions and weight (or range thereof) = See Attachment

Equipment or Components @ grade designed in accordance with ASCE 7-10 Chapter 15: [] Yes [X] No

Design Basis of Equipment or Components (V/W) =

SDS (Design spectral response acceleration at short period, g) =

SD1 (Design spectral response acceleration at 1 second period, g) =

R (Response modification coefficient) = OSP-0579-10

Omega_0 (System overstrength factor) =

Cd (Deflection amplification factor) = BY: Ali Sumer

Ip (Importance factor) = 1.5

Height to Center of Gravity above base = DATE: 08/16/2019

Equipment or Component Natural Frequencies (Hz) =

Overall dimensions and weight (or range thereof) =

Tank(s) designed in accordance with ASME BPVC, 2015: [] Yes [X] No

List of Attachments Supporting Special Seismic Certification

[X] Test Report(s) [] Drawings [] Calculations [] Manufacturer's Catalog

[X] Other(s) (Please Specify): Attachment

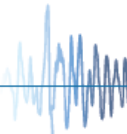
OSHPD Approval (For Office Use Only) - Approval Expires on December 31, 2022

Signature: [Signature] Date: August, 15, 2019

Print Name: Ali Sumer Title: DSE

Special Seismic Certification Valid Up to : SDS (g) = See Above z/h = See Above

Condition of Approval (if applicable):



SPECIAL SEISMIC CERTIFICATION CERTIFIED COMPONENT MATRIX

TRU PROJECT NO. 1701564



Manufacturer: Schneider Electric Model Line: SUVT 80kVA Smart-UPS	TABLE 1
--	----------------

Certified Product Construction Summary:
NEMA Type 1, Carbon Steel Sheet

Certified Options Summary:
Single configuration. The model number uniquely identifies subcomponents.

Mounting Configuration:
Base mounted - rigid
Note: Installed mounting configuration must be of similar configuration and equivalent strength and stiffness to those tested.

Building Codes:	IBC 2015 CBC 2016	Seismic Certification Limits:	$S_{DS} =$ 1.13 g z/h=1.0 1.54 g z/h=0	$I_P = 1.5$
------------------------	------------------------------------	--------------------------------------	---	-------------

Model Line	Model	Dimensions (in)			Weight (lb)	Notes	UUT
		Depth	Width	Height			
SUVT Smart UPS	SUVT80K20G2B	42	24	79	1984		1


UNIT UNDER TEST (UUT) SUMMARY SHEET

TRU PROJECT NO. 1701564



Manufacturer: Schneider Electric
Model Line: SUVT 80kVA Smart-UPS

UUT	Unit Description	Report Number	Testing Laboratory	S _{DS}	z/h	I _p
1	SUVTR80K20G2B	CPRIBLREVRC1819T0075	Central Power Research Institute	1.13 1.54	1.0 0.0	1.5



Notes:

UNIT UNDER TEST (UUT) SUMMARY SHEET

TRU PROJECT NO. 1701564



Manufacturer: Schneider Electric	UUT 1
Model Line: SUVT 80kVA Smart-UPS	
Model Number: SUVTR80K20G2B	
Serial Number: QS1806151797	

Product Construction Summary:
NEMA Type 1, Carbon Steel Sheet

Options/Subcomponent Summary:
Single configuration. The model number uniquely identifies subcomponents.

UUT Properties

Weight* (lb)	Dimension (in)			Lowest Natural Frequency (Hz)		
	Depth	Width	Height	Front-Back	Side-Side	Vertical
1984	41.7	23.4	77.8	16.8	6.5	>33.3

UUT Highest Passed Seismic Run Information

Building Codes	Test Criteria	S _{DS} (g)	z/h	I _p	A _{FLX-H} (g)	A _{RIG-H} (g)	A _{FLX-V} (g)	A _{RIG-V} (g)
IBC 2015, CBC 2016	ICC-ES AC156 (2015)	1.13	1.0	1.5	1.81	1.36	1.03	0.41
		1.54	0.0					

Test Mounting Details:



* Weight reported includes interface frame

The UUT was rigid base mounted to an interface frame using (22) Grade 12.9 M14 Bolts. The frame was mounted to the table using (16) M20 Bolts.
Unit maintained structural integrity and remained functional per manufacturer requirement after shake table test.
Contents were included in testing per operating conditions.