



View a Single Hospital

Select a Domain:

Revenue and Costs

Profitability

Payer Mix Metrics

The Bottom Line

Labor Costs

Drug Costs

Set Filter(s):

State

California

Hospital Name, City, CCN

SALINAS VALLEY MEMORIAL HOSPITAL, SALINAS, 0503...

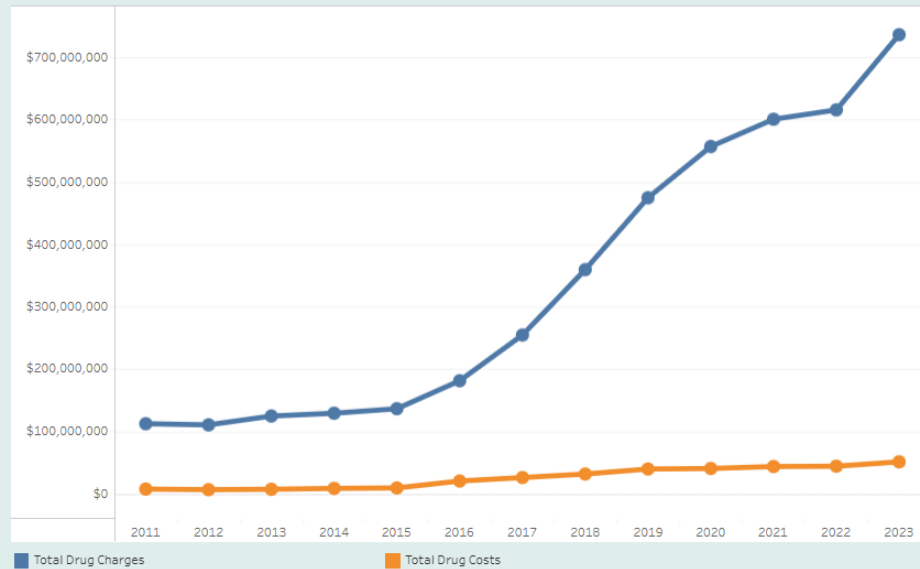
Select a Metric Below:

Drug Costs and Charges

Drug Costs and Charges

Total Drug Costs and Charges

Total drug costs and drug charges for selected hospital



View a Single Hospital

Select a Domain:

Revenue and Costs

Profitability

Payer Mix Metrics

The Bottom Line

Labor Costs

Drug Costs

Set Filter(s):

State

California

Hospital Name, City, CCN

COMMUNITY HOSP. MONTEREY PENINSULA, MONTERE...

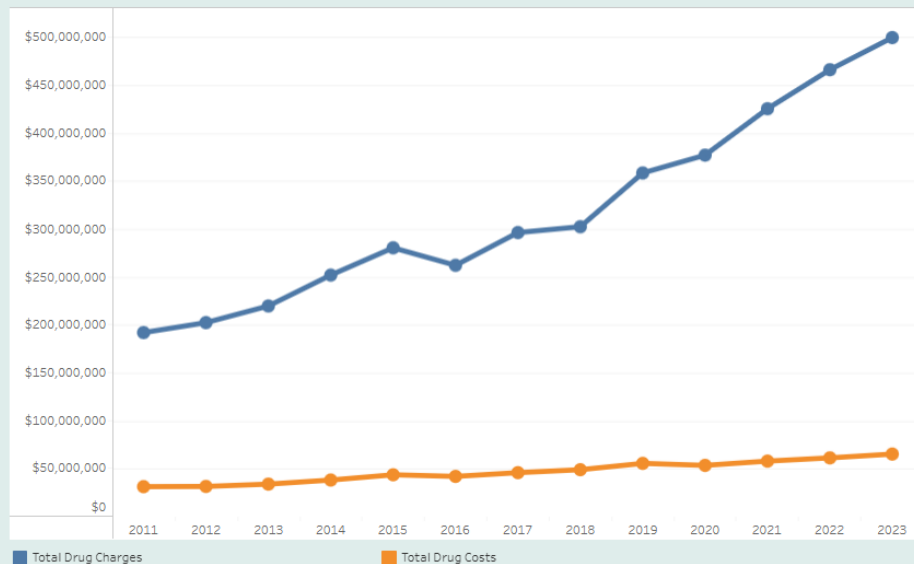
Select a Metric Below:

Drug Costs and Charges

Drug Costs and Charges

Total Drug Costs and Charges

Total drug costs and drug charges for selected hospital





View a Single Hospital

Select a Domain:

Revenue and Costs

Profitability

Payer Mix Metrics

The Bottom Line

Labor Costs

Drug Costs

Set Filter(s):

State

California

Hospital Name, City, CCN

STANFORD HEALTH CARE, STANFORD, 050441

Select a Metric Below:

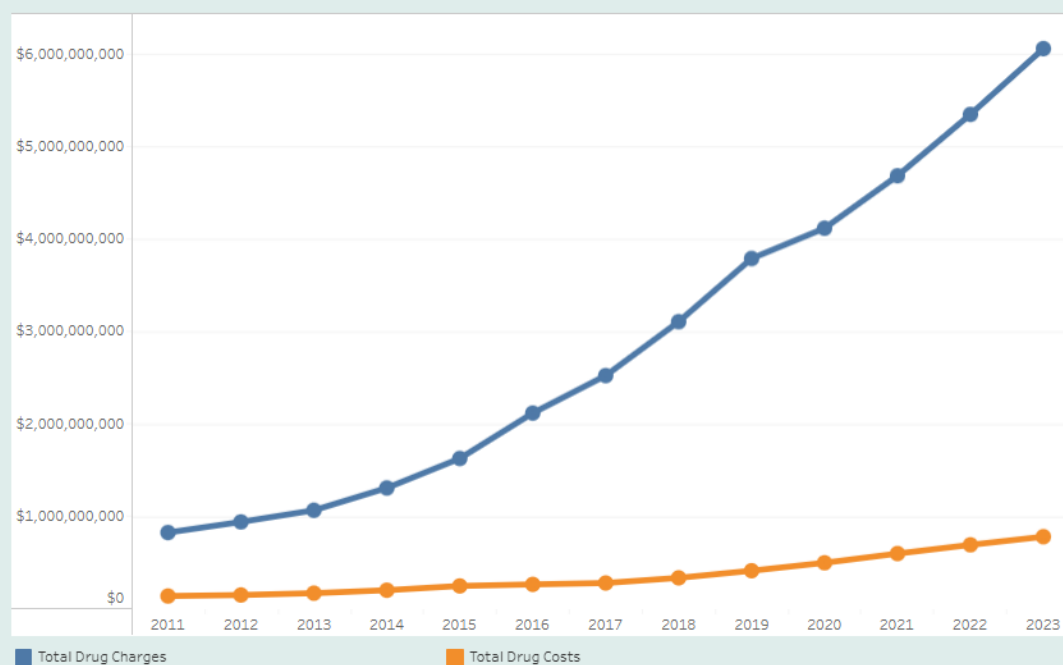
Drug Costs and Charges

Drug Costs and Charges

Total Drug Costs and Charges

Inpatient and Outpatient Charges

Total drug costs and drug charges for selected hospital



Source: The National Academy for State Health Policy's (NASHP) Hospital Cost Tool (HCT) dashboard.

<https://tool.nashp.org/>. The dashboard reports on a range of measures for hospital revenue, costs, profitability, and break-even points across over 5,000 hospitals nationwide for the period from 2011 through 2023. The dashboard offers options to view data at the hospital, state, and health system levels. The underlying HCT dataset includes more than 100 variables extracted and calculated using data from the national Healthcare Cost Report Information System (HCRIS) as the main data source. Hospitals in this dataset represent approximately 70 million patient discharges and \$90 billion hospital net income in the most recent reporting year. Dashboard last updated on February 7, 2025.