



Alameda Health System

Caring, Healing, Teaching, Serving All

Doug Johnson
System Vice President Supply Chain
Oakland CA

Alameda Health System, A Public Integrated Health System

Learn more at www.alamedahealthsystem.org



01

Mission & Vision

02

History

03

Where We Are

04

Who We Serve

05

HEDI - B

06

Supplier Diversity

0 1

ALAMEDA HEALTH SYSTEM

Mission & Vision

We Serve All

Our Mission:

Caring, Healing, Teaching, Serving All

Our Vision:

Alameda Health System will be recognized as a world-class patient and family centered system of care that promotes wellness, eliminates disparities and optimizes the health of our diverse communities.

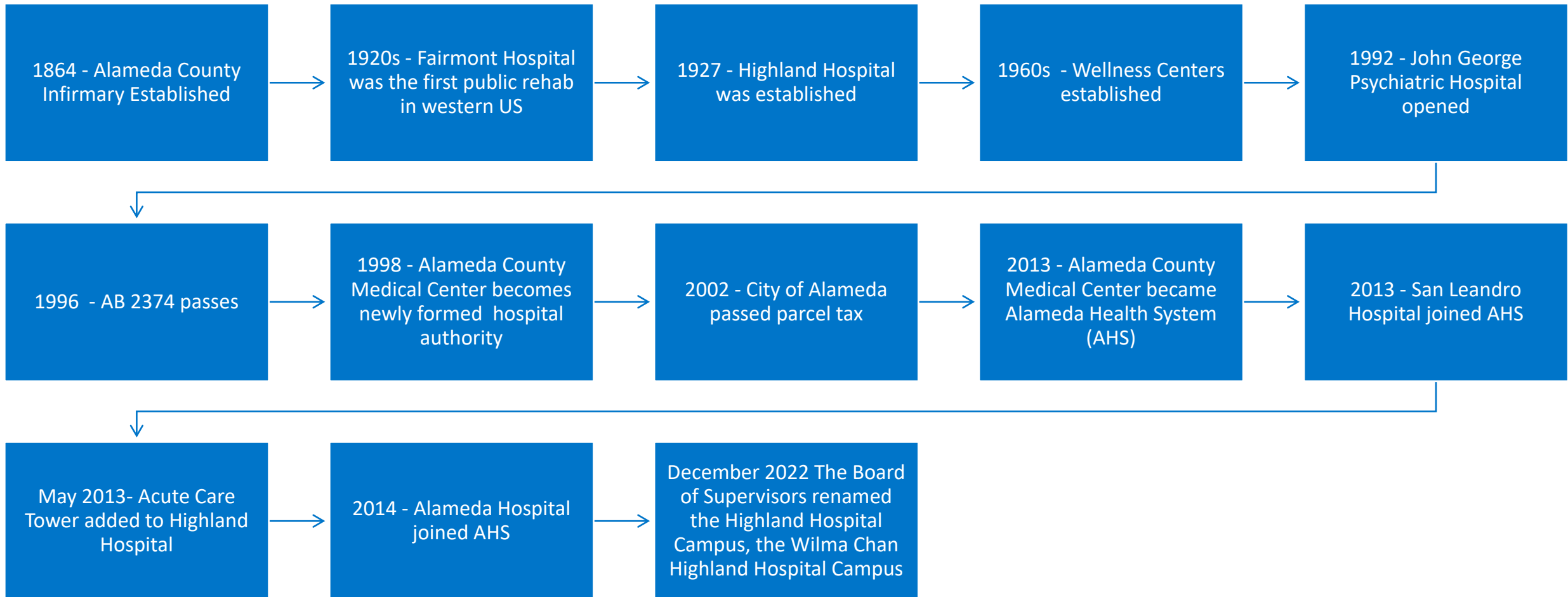


02

ALAMEDA HEALTH SYSTEM

History

Alameda Health System History



03

ALAMEDA HEALTH SYSTEM

Facilities & Locations

Locations

Three acute care hospitals, one psychiatric hospital, and four wellness centers

- Highland Hospital
- San Leandro Hospital
- Alameda Hospital
- John George Psychiatric Hospital
- Highland Wellness
- Eastmont Wellness
- Hayward Wellness
- Newark Wellness

Five post acute/skilled nursing facilities

- Fairmont
- Park Bridge
- South Shore
- Alameda Hospital
- San Leandro Sub-Acute

Two Specialty Clinics

- Creedon Advanced Wound Care
- Marina Wellness and Surgical Associates



Acute Care Facilities

FY 2022-2023

Location	Licensed Acute Beds	Emergency Dept Visits
Alameda Hospital	66	16,910
Highland Hospital	169	48,799
San Leandro	63	30,103
John George Psychiatric Hospital	80	8,943



Post Acute Care Facilities

FY 2022-2023

Location	Skilled Nursing Beds
Alameda Hospital Subacute and Skilled Nursing Care	35
Fairmont Rehabilitation and Wellness	109
Park Bridge Rehabilitation and Wellness	72
San Leandro Hospital Acute Rehabilitation Unit	28
South Shore Rehabilitation and Wellness	26

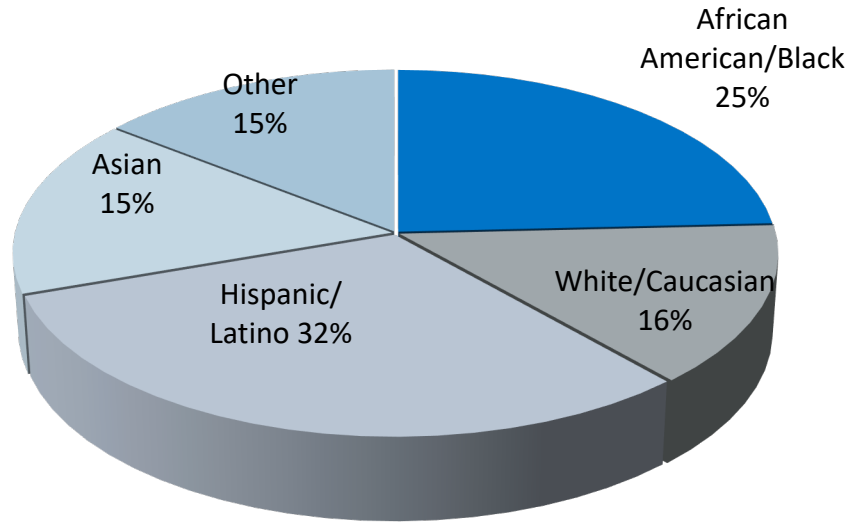


0 4

ALAMEDA HEALTH SYSTEM

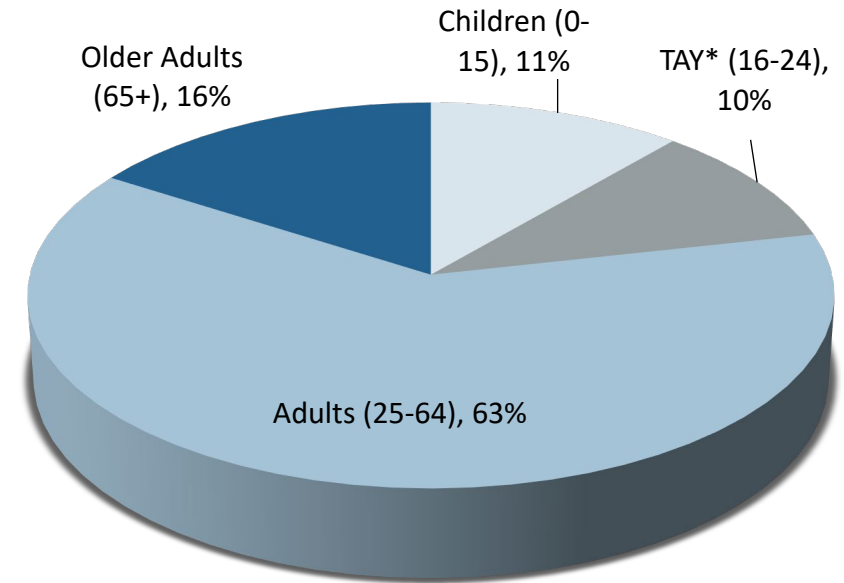
Who We Serve

Who We Serve



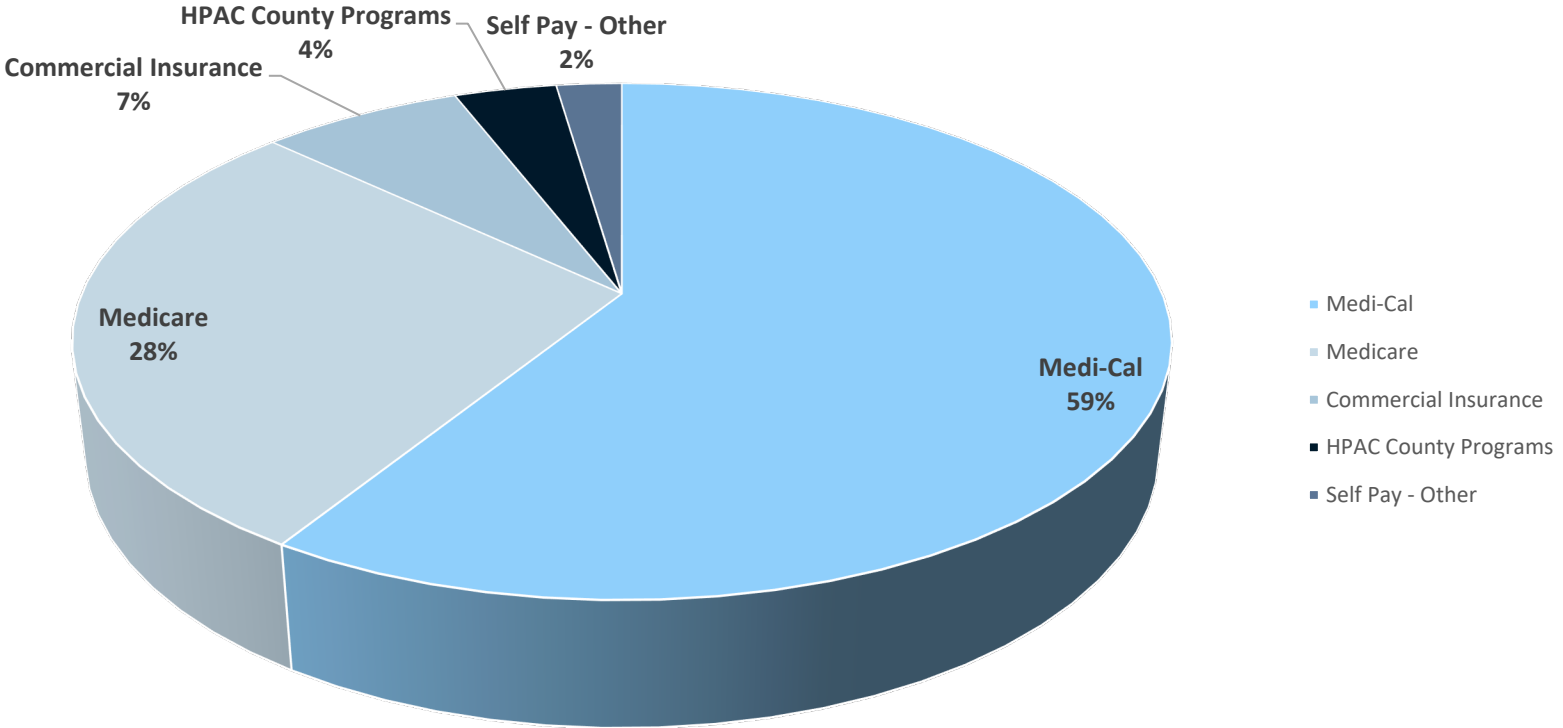
Native Hawaiian and/or Pacific Islander = 0.9%

American Indian and/or Alaskan Native = 0.3%

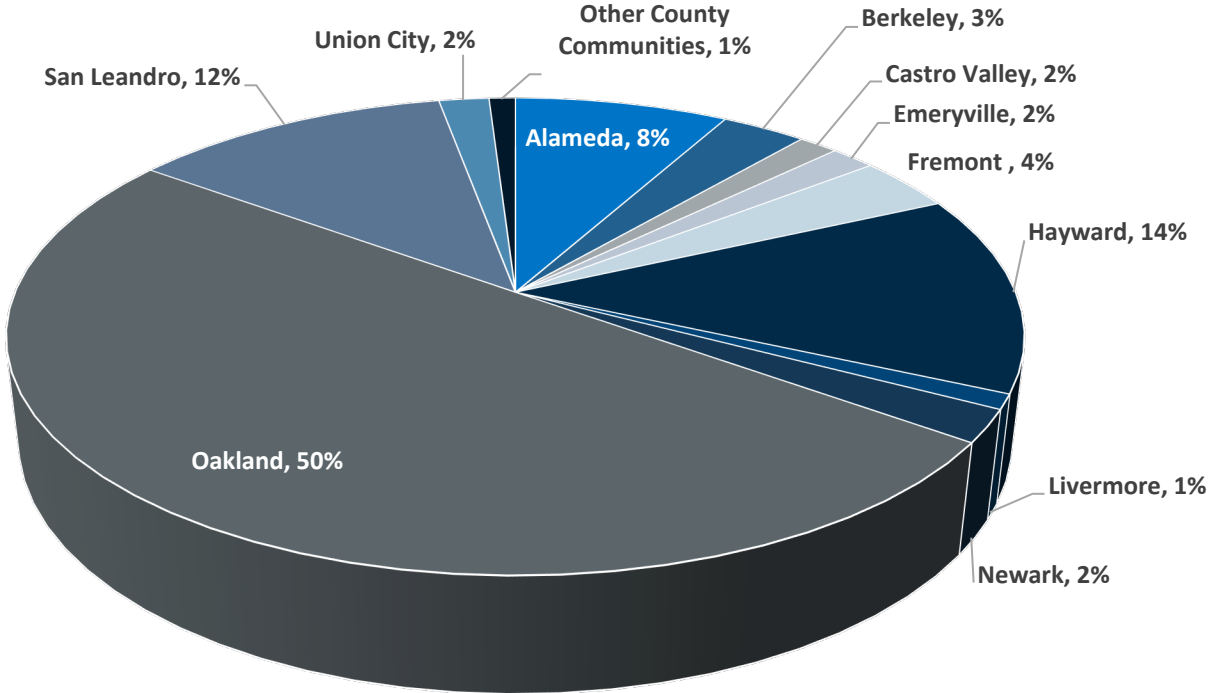


**TAY = Transition Age Youth*

FY 2023 Payor Mix



FY 2023 Patients By City



- Alameda
- Berkeley
- Castro Valley
- Emeryville
- Fremont
- Hayward
- Livermore
- Newark
- Oakland
- San Leandro
- Union City
- Other County Communities

05

ALAMEDA HEALTH SYSTEM

Health Equity, Diversity, Inclusion – Belonging HEDI-B

Health Equity, Diversity, Inclusion & Belonging – HEDI-B

MISSION

The HEDI committee will embed racial justice, health equity, diversity, inclusion and belonging into AHS's operational structure.

VISION

Alameda Health System is a diverse, multi-cultural, anti-racist organization that advances equity, justice, well-being and belonging in our community.



Health Equity, Diversity & Inclusion Is A Strategic Priority For AHS

Equity focused activities are embedded in each pillar and at three different levels:

- Patient level
- Organizational Level
- Community Level



Patient Level




Equity analytics improving self identified data

- Race
- Ethnicity
- Language
- SOGI
- Preferred Name
- Pronouns
- SDOH
- AHS Equity Analytics Committee




- Quality dashboards are stratified at the population level
- Training to reduce bias in QI



- BElovedBIRTH Black Centering
- Complex Care Teams to assist with care transitions



- Homeless Health Center with Co-Applicant Board and mobile services



- Recipe 4 Health-food pharmacy

Organizational/Community Level Activities



- Diverse leadership team
- Diversity dashboard
- System level HEDI-B committee



- Equity specific trainings
- Enterprise-wide grand rounds
- Division level equity committees



Affinity Groups

- AHS staff
- Graduate Medical Education Program



- HealthPATH-a pipeline development program
- Community Health Workers
- Supply Chain Diversity activities
- Local hiring when possible



- Patient Family Advisory council
- Patient Councils in 4 Post Acute sites
- Farmer's Markets

Supplier Diversity Policy Statement

Supply Chain's Supplier Diversity Program is a significant element of AHS's HEDI-B work.

The Alameda Health System (AHS) Health Equity, Diversity, and Inclusion (HEDI) committee is evaluating development of a program:

- 1) to identify opportunities for vendors with diverse ownership to participate in procurement activities, and
- 2) where qualified diverse vendors are available to serve an AHS need, to facilitate establishing business relationships with such vendors.

It is anticipated that such a program would identify qualified diverse vendors when procurement needs arise and give appropriate weight to vendor diversity status when evaluating vendor proposals.



Outreach Programs

AHS currently includes vendor diversity status as one of a number of weighted factors considered when evaluating competitive solicitations (i.e. RFP, RFQ, RFI, etc.). Diversity status can account for up to 10% of the total points available during evaluation of competitive solicitations.

AHS is evaluating development of a program to identify opportunities for diverse vendors to participate in procurement activities and implementation of a formal vendor diversity procurement and engagement program.

Elements that may be considered include the requirement that all procurement activities identify at least 1 diverse vendor capable of meeting AHS procurement needs and that all factors being equal the diverse vendor shall be selected. Such a program would likely include the creation of a Diversity vendor registry.



06

ALAMEDA HEALTH SYSTEM

Supplier Diversity

Tier 1 Diverse Suppliers - AHS Data

January – December 2023

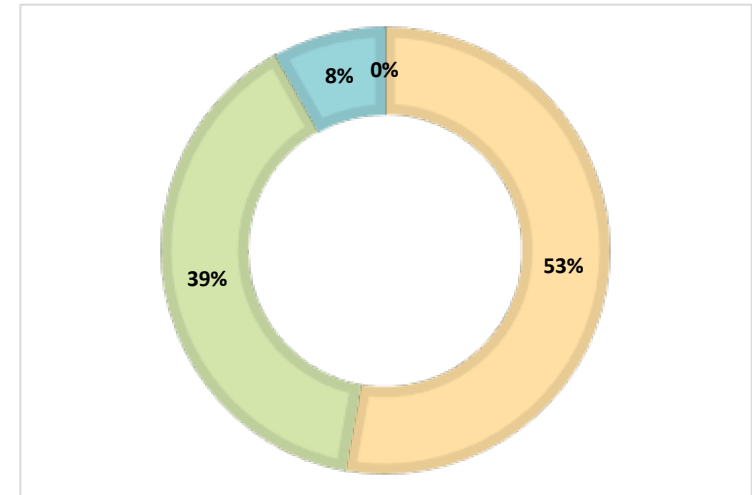
Business Ownership	Tier-I Procurement
View by Ethnicity/ Race	
African American	\$ 714,212
Hispanic American	\$ 12,900,146
Native American	\$
Asian Pacific American	\$ 570,440
View by Demographic Category	
Minority Owned	\$ 16,042,565
Woman Owned	\$ 3,685,239
LGBT Owned	\$
Disabled Veteran Owned	\$
Combined Total Unduplicated Value	\$ 16,913,102

Tier 1 Diverse Suppliers & Categories – GPO Data

May 2023 – April 2024

Actual Diverse Sales	\$	78,184
Minority Owned	\$	4,1288
Minority/Woman	\$	30,585
Women Owned	\$	6,311
Veteran Owned	\$	-

Rank	SUPPLIER	City	State	Postal Code	Sales
1	Gilly Vending, Inc	Miami	FL	33169	\$ 28,465
2	Myco Medical Supplies Inc	Cary	NC	27513	\$ 13,807
3	SourceMark LLC	Brentwood	TN	37027	\$ 12,865
4	Print Media Inc	Miami	FL	33178	\$ 8,636
5	SupplierGATEWAY LLC	Santa Ana	CA	92705	\$ 3,750
6	Action Bag Company dba Action Health	Bensenville	IL	60106	\$ 2,276
7	Nexus Pharmaceuticals, LLC	Lincolnshire	IL	60069	\$ 2,120
8	GOJO Industries Inc	Akron	OH	44311	\$ 1,892
9	Medefil, Inc.	Glendale Heights	IL	60139	\$ 1,391
10	R.D. Plastics Company, Inc.	Nashville	TN	37220	\$ 1,243



This chart represents only the spend through our GPO contracts.

Tier 2 Diverse Suppliers - GPO Data

May 2023 – April 2024

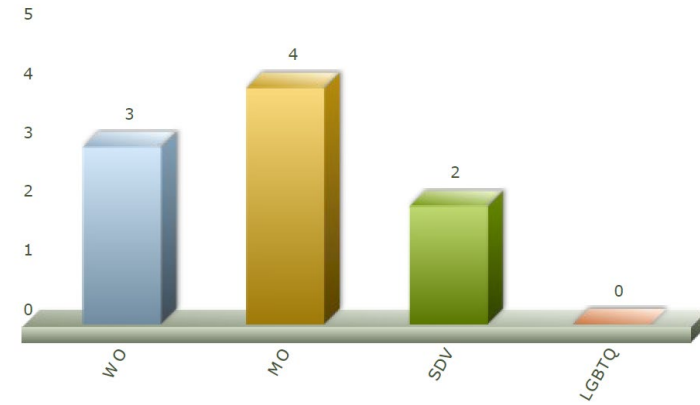
Supplier Name	Total Distribution	Minority Distribution	Woman Distribution	Veteran Distribution
Abbott Laboratories	\$3,848.00	\$1,477.58	\$1,979.64	\$390.79
AT&T CORP	\$126.59	\$79.92	\$45.35	\$1.32
Becton Dickinson and Copany	\$24,413.58	\$10,253.82	\$12,537.68	\$1,622.08
Campbell Soup Compan *	\$181.69	\$83.57	\$66.98	\$31.13
Cardinal Health	\$13,895.99	\$3,437.40	\$3,969.06	\$6,489.53
CINTAS CORPORATIO.2	\$855.54	\$672.90	\$182.56	\$0.07
Coloplast Corp.	\$263.47	\$30.55	\$230.83	\$2.09
ConAgra Foods	\$18.61	\$3.69	\$11.30	\$3.62
COOK Group Incorporatd	\$1,832.83	\$626.41	\$626.41	\$580.01
D.T. Davis Enterprises Lt.	\$1,733.00	\$0.00	\$1,733.00	\$0.00
DEROYAL INDUSTRIES	\$100.61	\$20.34	\$79.65	\$0.62
FISHER & PAYKEL HEALTHCARE Inc.	\$107.96	\$14.23	\$91.88	\$1.86
GE HealthCare Technologies	\$526.91	\$204.72	\$111.98	\$210.22
General Mills	\$101.62	\$60.74	\$37.61	\$3.27
Global Industries Inc.	\$1,904.57	\$1,025.15	\$877.65	\$1.77
Greiner Bio-One North America, Inc.	\$0.02	\$0.00	\$0.02	\$0.00
Herman Miller Inc	\$1,608.83	\$1,101.80	\$368.33	\$138.70
J & J Snack Foods Corporation	\$28.28	\$19.19	\$9.08	\$0.00
Kellanova	\$392.38	\$207.39	\$168.10	\$16.89
Land O'Lakes	\$210.7	\$4.54	\$9.71	\$6.82
Michael Foods, Inc.	\$26.76	\$8.05	\$17.01	\$1.70
Nestle USA	\$23.63	\$12.88	\$8.94	\$1.80
Ocean Spray Cranberries Inc	\$9.09	\$7.24	\$1.84	\$0.00
Office Depot®	\$62,155.94	\$60,321.56	\$1,721.45	\$112.93
Piramal Critical Care, Inc.	\$109.10	\$17.37	\$15.77	\$75.95
RD Plastics	\$52.05	\$16.85	\$4.77	\$30.44
Smucker Food Service, Inc.	\$347.42	\$156.82	\$160.43	\$30.17
SYSCO Corporation	\$5,741.93	\$2,804.22	\$2,937.71	\$0.00
TELEFLEX MEDICAL	\$239.24	\$105.91	\$115.70	\$17.63
XGen Pharmaceuticals DB, Inc.	\$0.01	\$0.01	\$0.00	\$0.00
MEDLINE INDUSTRIES, L	\$109,036.36	\$54,197.37	\$43,979.47	\$10,859.51

Supplier Gateway Program

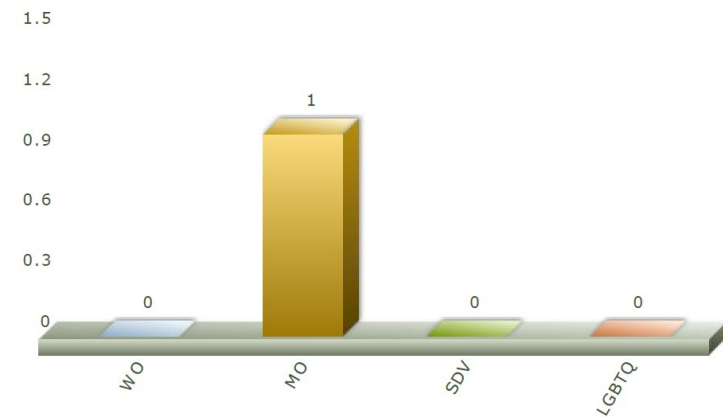
Prospective Supplier Registration information represents one view of Alameda Health System best efforts in engaging diverse and local suppliers by creating access to sourcing teams and opportunities through registration in Alameda Health System's online portal system

Outreach Demographics displayed here represents one view of Alameda Health System best efforts in engaging diverse and local suppliers through opportunity postings, and virtual or in person QuickConnect matchmaker meeting opportunities during the report period

Prospective Supplier Registration

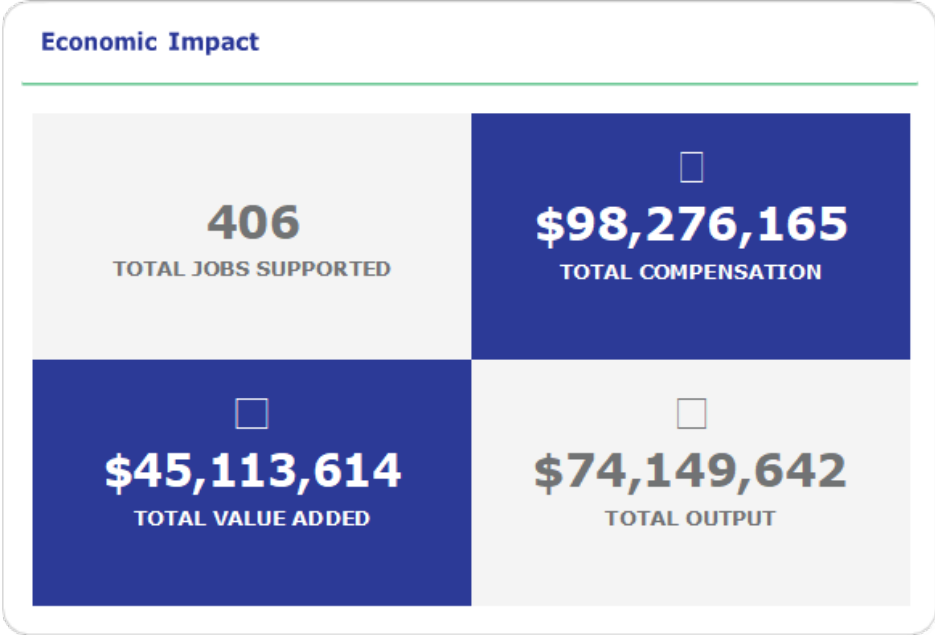


Outreach Demographics



Economic Impact

Economic Impact information represents value of Alameda Health System spend with diverse and local suppliers, expressed in terms of Jobs, Compensation, Value Added and Total Output. The SupplierGATEWAY Economic Impact calculation uses the Bureau of Economic Analysis (BEA) RIMS II model, typically used by federal state and local agencies, as well as academic institutions



Next steps

01 Focus on food as medicine utilizing local diversity growers.

02 Establish diversity spend targets.

03 Seek local diversity suppliers, working through the statewide Supplier Diversity Program, National Minority Supplier Development Council, the East Bay Economic Development Alliance, and others.

04 Participating in forums and events such as the California Supplier Diversity Symposium, Chambers of Commerce, and the California Hospital Association.

05 Partnering with other regional healthcare organizations to share information, build product volumes, and promote economic growth.

Alameda Health System Supplier Diversity Program Contacts

Doug Johnson

System Vice President Supply
Chain

dojohnson@alamedahealthsystem.org

+1 510 -437-8423

Shannon Grandrath

System Director Sourcing and
Procurement

sgrandrath@alamedahealthsystem.org

+1 510 -535-7419

Ira Holley

Vice President Contracting
Services

iholley@alamedahealthsystem.org

+1 510 -618-5707