



# DOCTORS OF OSTEOPATHY

The Osteopathic Medical Board of California licenses Doctors of Osteopathy (DOs). These data are derived from the Board's survey. As of August 2017, 8,834 currently licensed DOs practicing in California submitted a survey.

## FACT SHEET

**California Counties with the Most DOs Practicing Patient Care**

Counties	# of DOs	Total Population
Los Angeles	1,594	10,241,278
Orange	769	3,194,024
San Diego	749	3,316,192
San Bernardino	645	2,160,256
Riverside	414	2,384,783
<b>Total</b>	<b>4,171</b>	<b>21,296,533</b>

**Top Four Medical Activities of DOs**

Medical Activities	# of DOs
Patient Care	4,212
Administration	2,680
Teaching	2,021
Research	887
<b>Total</b>	<b>9,800</b>

**California Counties with the Fewest DOs Practicing Patient Care**

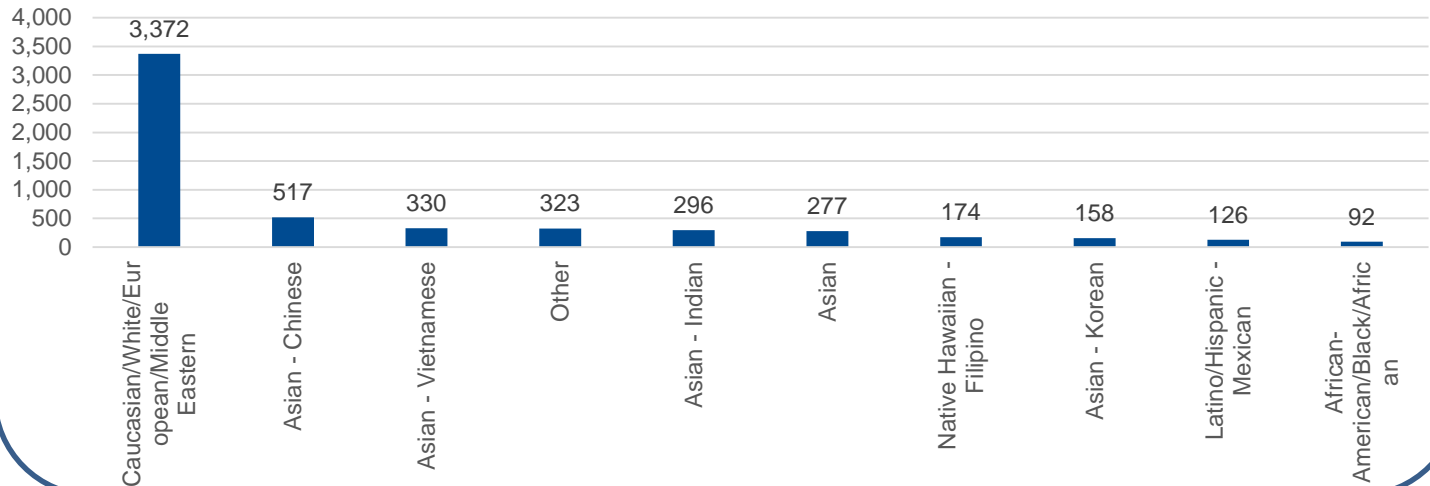
Counties	# of DOs	Total Population
Trinity	2	13,628
Colusa	1	22,043
Mariposa	1	18,148
Alpine	0	1,151
Sierra	0	3,207
<b>Total</b>	<b>4</b>	<b>58,177</b>



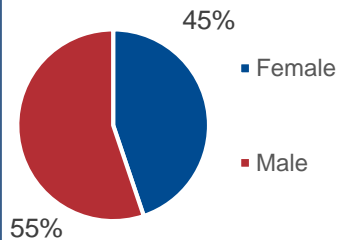
# DOCTORS OF OSTEOPATHY

## FACT SHEET

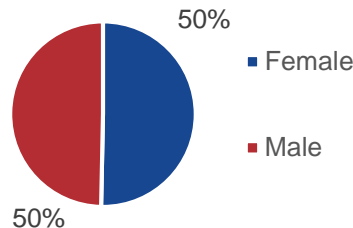
**Cultural Background - Highest Number of DOs  
(7,092 Reporting\*\*)**



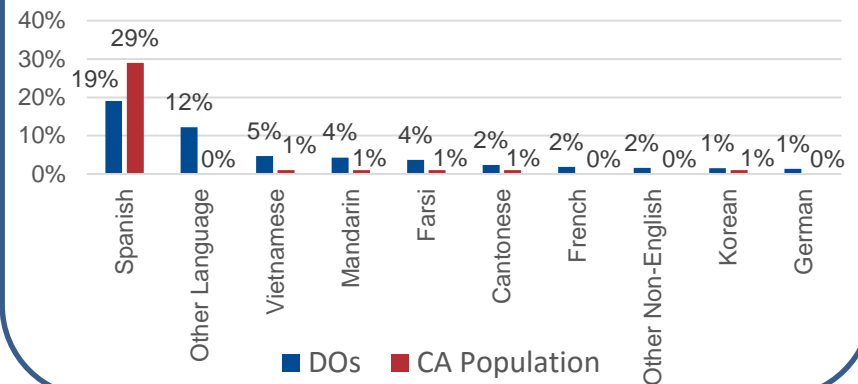
**Gender  
(6,742 Reporting\*\*)**



**Gender - CA Population  
(38,421,464 Reporting)**



**Foreign Language Proficiency - Highest Percentage of DOs (6,616 Reporting\*\*) and CA Population (35,131,429 Reporting)\***



Sources: Osteopathic Medical Board of California, September 2017. U.S. Census Bureau, 2010-2014 American Community Survey 5-Year Estimates and 2009-2013 American Community Survey Detailed Languages Spoken at Home and Ability to Speak English for the Population 5 Years and Over for States.

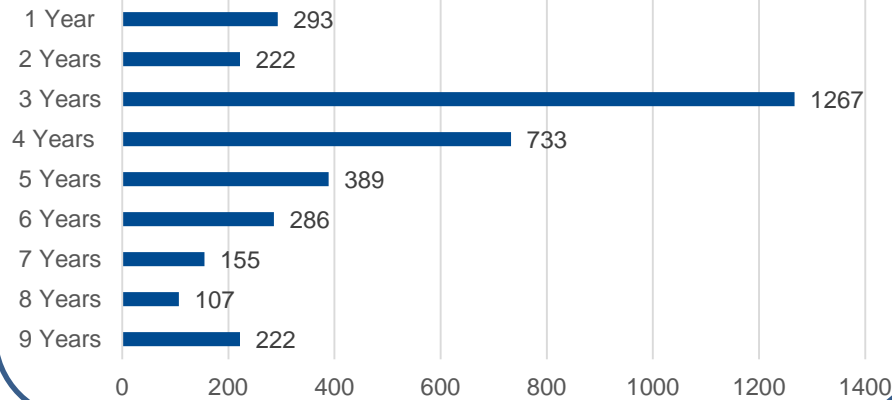
\*California population data were not available for Other Language or Other Non-English. \*\*The data displayed on the Fact Sheets may vary from the actual number of providers as the data are self-reported by the provider.



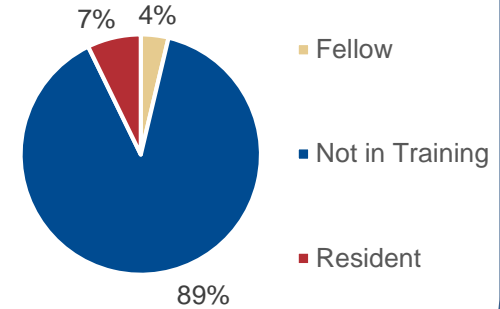
# DOCTORS OF OSTEOPATHY

## FACT SHEET

**Postgraduate Training (3,674 Reporting\*\*)**



**Training Status (3,741 Reporting\*\*)**



**California Medical Schools with the Most DO Graduates**

Medical Schools	# of DO Graduates
Western University of Health Sciences – College of Osteopathic Medicine of the Pacific	2,826
Touro University – College of Osteopathic Medicine	935
<b>Total</b>	<b>3,761</b>



# DOCTORS OF OSTEOPATHY

## FACT SHEET

### Five California Counties Where the Most DOs Reside

Counties	# of DOs	Total Population
Los Angeles	1,605	10,241,278
Orange	757	3,194,024
San Diego	749	3,316,192
San Bernardino	651	2,160,256
Riverside	415	2,384,783
<b>Total</b>	<b>4, 177</b>	<b>21,296,533</b>

### Five California Counties Where the Fewest DOs Reside

Counties	# of DOs	Total Population
Mariposa	1	18,148
Alpine	0	1,151
Glenn	0	28,731
Inyo	0	18,619
Sierra	0	3,207
<b>Total</b>	<b>1</b>	<b>69,856</b>