

UNITED STATES  
SECURITIES AND EXCHANGE COMMISSION  
Washington, D.C. 20549

FORM 10-K

☒ ANNUAL REPORT PURSUANT TO SECTION 13 OR 15(d) OF THE SECURITIES EXCHANGE ACT OF 1934.

For the fiscal year ended December 31, 2023.

OR

☐ TRANSITION REPORT PURSUANT TO SECTION 13 OR 15(d) OF THE SECURITIES EXCHANGE ACT OF 1934.

For the transition period from \_\_\_\_\_ to \_\_\_\_\_.

Commission file number: 001-33757



THE ENSIGN GROUP, INC.

(Exact Name of Registrant as Specified in Its Charter)

Delaware

(State or Other Jurisdiction of  
Incorporation or Organization)

33-0861263

(I.R.S. Employer  
Identification No.)

29222 Rancho Viejo Road, Suite 127

San Juan Capistrano, CA 92675

(Address of Principal Executive Offices and Zip Code)

(949) 487-9500

(Registrant's Telephone Number, Including Area Code)

Securities registered pursuant to Section 12(b) of the Act:

| <u>Title of each class</u>                | <u>Trading Symbol(s)</u> | <u>Name of each exchange on which registered</u> |
|---|--------------------------|--|
| Common Stock, par value \$0.001 per share | ENSG                     | NASDAQ Global Select Market                      |

Securities registered pursuant to Section 12(g) of the Act:

None

|  |  |  |   |
|--|--|--|---|
| <b>Indicate by check mark:</b>   |  |  |   |
| if the registrant is a well-known seasoned issuer, as defined in Rule 405 of the Securities Act.   | <input checked="" type="checkbox"/>        | Yes  | <input type="checkbox"/> No   |
| if the registrant is not required to file reports pursuant to Section 13 or Section 15(d) of the Act.  | <input type="checkbox"/>                   | Yes  | <input checked="" type="checkbox"/> No  |
| whether the registrant (1) has filed all reports required to be filed by Section 13 or 15(d) of the Securities Exchange Act of 1934 during the preceding 12 months (or for such shorter period that the registrant was required to file such reports), and (2) has been subject to such filing requirements for the past 90 days.  | <input checked="" type="checkbox"/>        | Yes  | <input type="checkbox"/> No   |
| whether the registrant has submitted electronically, every Interactive Data File required to be submitted pursuant to Rule 405 of Regulation S-T (§232.405 of this chapter) during the preceding 12 months (or for such shorter period that the registrant was required to submit such files).                                     | <input checked="" type="checkbox"/>        | Yes  | <input type="checkbox"/> No   |
| whether the registrant is a large accelerated filer, an accelerated filer, non-accelerated filer, a smaller reporting company, or an emerging growth company. See the definitions of "large accelerated filer," "accelerated filer," "smaller reporting company," and "emerging growth company" in Rule 12b-2 of the Exchange Act: |  |  |   |
| Large accelerated filer <input checked="" type="checkbox"/>  | Accelerated filer <input type="checkbox"/> | Non-accelerated filer <input type="checkbox"/> | Smaller reporting company <input type="checkbox"/> Emerging growth company <input type="checkbox"/> |
| If an emerging growth company, indicate if the registrant has elected not to use the extended transition period for complying with any new or revised financial accounting standards provided pursuant to Section 13(a) of the Exchange Act.   | <input type="checkbox"/>                   | Yes  | <input type="checkbox"/> No   |
| whether the registrant has filed a report on and attestation to its management's assessment of the effectiveness of its internal control over financial reporting under Section-404(b) of the Sarbanes-Oxley Act (15 U.S.C. 7262(b)) by the registered public accounting firm that prepared or issued its audit report.            | <input checked="" type="checkbox"/>        | Yes  | <input type="checkbox"/> No   |
| If securities are registered pursuant to Section 12(b) of the Act, whether the financial statements of the registrant included in the filing reflect the correction of an error to previously issued financial statements.   | <input type="checkbox"/>                   | Yes  | <input checked="" type="checkbox"/> No  |
| whether any of those error corrections are restatements that required a recovery analysis of incentive-based compensation received by any of the registrant's executive officers during the relevant recovery period pursuant to §240.10D-1(b).  | <input type="checkbox"/>                   | Yes  | <input checked="" type="checkbox"/> No  |
| whether the registrant is a shell company (as defined in Rule 12b-2 of the Exchange Act).  | <input type="checkbox"/>                   | Yes  | <input checked="" type="checkbox"/> No  |

As of June 30, 2023, the aggregate market value of the Registrant's Common Stock held by non-affiliates was:

Common Stock

\$3,156,373,000

The aggregate market value of Common Stock was computed by reference to the closing price as of the last business day of the registrant's most recently completed second fiscal quarter. Shares of Common Stock held by each executive officer, director and each person owning more than 10% of the outstanding Common Stock of the registrant have been excluded (in the amount of \$2,014,396,000) in that such persons may be deemed to be affiliates of the registrant. This determination of affiliate status is not necessarily a conclusive determination for other purposes.

As of January 29, 2024, 56,665,741 shares of the registrant's common stock, \$0.001 par value, were outstanding.

**DOCUMENTS INCORPORATED BY REFERENCE:**

Part III of this Form 10-K incorporates information by reference from the Registrant's definitive proxy statement for the Registrant's 2024 Annual Meeting of Stockholders to be filed within 120 days after the close of the fiscal year covered by this annual report.

---

**THE ENSIGN GROUP, INC.**  
**INDEX TO ANNUAL REPORT ON FORM 10-K**  
**FOR THE FISCAL YEAR ENDED DECEMBER 31, 2023**  
**TABLE OF CONTENTS**

**PART I**

|          |                           |    |
|----------|---------------------------|----|
| Item 1.  | Business                  | 1  |
| Item 1A. | Risk Factors              | 31 |
| Item 1B. | Unresolved Staff Comments | 63 |
| Item 1C. | Cybersecurity             | 63 |
| Item 2.  | Properties                | 65 |
| Item 3.  | Legal Proceedings         | 67 |
| Item 4.  | Mine Safety Disclosures   | 69 |

**PART II.**

|          |  |     |
|----------|--|-----|
| Item 5.  | Market for Registrant's Common Equity, Related Stockholder Matters and Issuer Purchases of Equity Securities | 69  |
| Item 6.  | [RESERVED]   | 71  |
| Item 7.  | Management's Discussion and Analysis of Financial Condition and Results of Operations                        | 71  |
| Item 7A. | Quantitative and Qualitative Disclosures About Market Risk   | 90  |
| Item 8.  | Financial Statements and Supplementary Data  | 91  |
| Item 9.  | Changes in and Disagreements with Accountants on Accounting and Financial Disclosure                         | 127 |
| Item 9A. | Controls and Procedures  | 127 |
| Item 9B. | Other Information  | 127 |
| Item 9C. | Disclosure Regarding Foreign Jurisdictions that Prevent Inspections  | 127 |

**PART III.**

|          |   |     |
|----------|---|-----|
| Item 10. | Directors, Executive Officers and Corporate Governance  | 127 |
| Item 11. | Executive Compensation  | 127 |
| Item 12. | Security Ownership of Certain Beneficial Owners and Management and Related Stockholders Matters | 128 |
| Item 13. | Certain Relationships and Related Transactions and Director Independence                        | 128 |
| Item 14. | Principal Accountant Fees and Services  | 128 |

**PART IV.**

|            |  |     |
|------------|--|-----|
| Item 15.   | Exhibits, Financial Statements and Schedules | 129 |
| Item 16.   | Form 10-K Summary                            | 131 |
| Signatures |  | 132 |

---

## CAUTIONARY NOTE REGARDING FORWARD-LOOKING STATEMENTS

This Annual Report on Form 10-K contains forward-looking statements, which include, but are not limited to our expected future financial position, results of operations, cash flows, financing plans, business strategy, budgets, capital expenditures, competitive positions, growth opportunities and plans and objectives of management. Forward-looking statements can often be identified by words such as “anticipates,” “expects,” “intends,” “plans,” “predicts,” “believes,” “seeks,” “estimates,” “may,” “will,” “should,” “would,” “could,” “potential,” “continue,” “ongoing,” similar expressions, and variations or negatives of these words. These statements are subject to the safe harbors under Private Securities Litigation Reform Act of 1995. These statements are not guarantees of future performance and are subject to risks, uncertainties and assumptions that are difficult to predict. Therefore, our actual results could differ materially and adversely from those expressed in any forward-looking statements as a result of various factors, some of which are listed under the section “Risk Factors” in Part I, Item 1A of this Annual Report on Form 10-K. Accordingly, you should not rely upon forward-looking statements as predictions of future events. These forward-looking statements speak only as of the date of this Annual Report, and are based on our current expectations, estimates and projections about our industry and business, management's beliefs, and certain assumptions made by us, all of which are subject to change. We undertake no obligation to revise or update publicly any forward-looking statement for any reason, except as otherwise required by law.

As used in this Annual Report on Form 10-K, the words, “Ensign,” “Company,” “we,” “our” and “us” refer to The Ensign Group, Inc. and its consolidated subsidiaries. All of our independent subsidiaries, the Service Center (defined below) and our wholly-owned captive insurance subsidiary (the Captive Insurance) and captive real estate investment trust called Standard Bearer Healthcare REIT, Inc. (Standard Bearer) are operated by separate, wholly-owned, independent subsidiaries that have their own management, employees and assets. References herein to the consolidated “Company” and “its” assets and activities, as well as the use of the terms “we,” “us,” “our” and similar terms in this Annual Report on Form 10-K are not meant to imply, nor should it be construed as meaning, that The Ensign Group, Inc. has direct operating assets, employees or revenue, or that any of the subsidiaries are operated by The Ensign Group.

The Ensign Group, Inc. is a holding company with no direct operating assets, employees or revenues. In addition, certain of our wholly-owned independent subsidiaries, collectively referred to as the Service Center, provide centralized accounting, payroll, human resources, information technology, legal, risk management and other centralized services to the other independent subsidiaries through contractual relationships with such subsidiaries. The Captive Insurance provides some claims-made coverage to our independent subsidiaries for general and professional liability, as well as for certain workers' compensation insurance liabilities. Standard Bearer owns and manages our real estate business.

The Service Center address is 29222 Rancho Viejo Rd Suite 127, San Juan Capistrano, CA 92675, and our telephone number is (949) 487-9500. Our corporate website is located at [www.ensigngroup.net](http://www.ensigngroup.net). The information contained in, or that can be accessed through, our website does not constitute a part of this Annual Report on Form 10-K.

Ensign™ is our United States trademark. All other trademarks and trade names appearing in this annual report are the property of their respective owners.

---

## PART I.

### ITEM 1. BUSINESS

Founded in 1999, The Ensign Group, Inc. ("Ensign") is a holding company with independent subsidiaries that provide skilled nursing, senior living and rehabilitative services, as well as other ancillary businesses (including mobile diagnostics and medical transportation), in 13 states. As part of our investment strategy, we also acquire, lease and own healthcare real estate to service the post-acute care continuum through acquisition and investment opportunities in healthcare properties. For the year ended December 31, 2023, we generated approximately 96.0% of our revenue from our skilled nursing facilities. The remainder of our revenue is primarily generated from our real estate properties, senior living services and other ancillary services.

### OPERATIONS

#### *Overview*

As of December 31, 2023, we offered skilled nursing, senior living and rehabilitative care services through 297 skilled nursing and senior living facilities. Of the 297 facilities, we operated 214 facilities under long-term lease arrangements and have options to purchase 11 of those 214 facilities. Our real estate portfolio includes 113 owned real estate properties, which included 83 facilities operated and managed by us, 30 operations leased to and operated by third-party operators, and the Service Center's California location. Of the 30 real estate operations leased to third-party operators, one senior living facility is located on the same real estate property as a skilled nursing facility that we own and operate.

#### *Our Unique Approach and Structure*

The name "Ensign" is synonymous with a "flag" or a "standard" and refers to our goal of setting the standard by which all others in our industry are measured. We believe that through our efforts and leadership, we can foster a new level of patient care and professional competence at our independent subsidiaries, and set a new industry standard for each patient we service. We view healthcare services primarily as a local business. We believe our success is largely driven by our proven ability to build strong relationships with key stakeholders in local healthcare communities, in part, by leveraging our reputation for providing superior care. Accordingly, our brand strategy and organizational structure promotes the empowerment of local leadership and staff to make their facility the "operation of choice" in their community. This is accomplished by allowing local leadership to discern and address the unique needs and priorities of healthcare professionals, customers and other stakeholders in the local community or market, and then work to create a superior service offering for, and reputation in, their particular community. This local empowerment is unique within the healthcare services industry.

We believe that our localized approach encourages prospective patients and referral sources to choose or recommend our local operations. In addition, our leaders are enabled and motivated to share real-time operating data and otherwise benchmark clinical and operational performance against their peers in order to improve clinical care, enhance patient satisfaction and augment operational efficiencies, promoting the sharing of best practices.

We organize our independent subsidiaries into portfolio companies, which we believe has enabled us to maintain a local, field-driven organizational structure, attract additional qualified leadership talent, and to identify, acquire, and improve operations at a generally faster rate. Each of our portfolio companies has its own leader. These leaders, who are generally taken from the ranks of operational CEOs, serve as leadership resources within their own portfolio companies, and have the primary responsibility for recruiting qualified talent, finding potential acquisition targets, and identifying other internal and external growth opportunities. We believe this organizational structure has improved the quality of our recruiting and will continue to facilitate successful acquisitions.

Since we spun-off our owned real estate properties into a public real estate investment trust (REIT) in 2014, we have continued to expand our real estate portfolio. Following the real estate spin-off, we have acquired and currently own 113 real estate properties, including 30 real estate properties that are leased to a third parties under triple-net long-term leases. We manage and operate the remaining real estate properties, including the Service Center's California location. We are committed to growing our real estate portfolio, which we believe will further enhance our earnings and maximize long-term shareholder value.

To continue with our growth strategy on our real estate portfolio, in January 2022, we formed Standard Bearer. Standard Bearer owns and manages our real estate business. The REIT structure allows us to better demonstrate the growing value of our owned real estate and provide us with an efficient vehicle for future acquisitions of properties that could be operated by our independent subsidiaries or other third parties. We believe this structure gives us new pathways to growth with transactions we would not have considered in the past. Standard Bearer elected to be taxed as a REIT, for U.S. federal income tax purposes, commencing with its taxable year ended December 31, 2022. The real estate portfolio in Standard Bearer consists of 108 of our 113 owned real estate properties. During the year ended December 31, 2023, Standard Bearer acquired the real estate of three stand-alone skilled nursing facilities and two campus operations. Of these additions, the three skilled nursing facilities and one campus operation acquired are operated by the Company's independent subsidiaries. The remaining campus operation is leased to a third-party operator. For further details on the Standard Bearer REIT, refer to Note 6, *Standard Bearer*, in Notes to the Consolidated Financial Statements of this Annual Report on Form 10-K.

## SEGMENTS

We have two reportable segments: (1) skilled services, which includes the operation of skilled nursing facilities and rehabilitation therapy services and (2) Standard Bearer, which is comprised of select properties owned by us through our captive REIT and leased to skilled nursing and senior living operations, including our own independent subsidiaries and third-party operators.

We also report an "all other" category that includes operating results from our senior living operations, mobile diagnostics, transportation, other real estate and other ancillary operations. These businesses are neither significant individually, nor in aggregate, and therefore do not constitute a reportable segment. Our Chief Executive Officer, who is our chief operating decision maker, or CODM, reviews financial information at the operating segment level. We have presented our segment results in this Annual Report on Form 10-K on a comparative basis to conform to the segment structure. For more information about our operating segments, as well as financial information, see Part II, Item 7. Management's Discussion and Analysis of Financial Condition and Results of Operations and Note 8, *Business Segments* of the Notes to the Consolidated Financial Statements.

### Skilled Services

As of December 31, 2023, our skilled nursing companies provided skilled nursing care at 286 operations, with 30,602 operational beds, in Arizona, California, Colorado, Idaho, Iowa, Kansas, Nebraska, Nevada, South Carolina, Texas, Utah, Washington and Wisconsin. We provide short and long-term nursing care services for patients with chronic conditions, prolonged illness, and the elderly. Our residents are often high-acuity patients that come to our facilities to recover from strokes, cardiovascular and respiratory conditions, neurological conditions, joint replacements, and other muscular or skeletal disorders. We use interdisciplinary teams of experienced medical professionals to provide services prescribed by physicians. These medical professionals provide individualized comprehensive nursing care to our short-stay and long-stay patients. Many of our skilled nursing facilities are equipped to provide specialty care, such as on-site dialysis, ventilator care, cardiac and pulmonary management. We also provide standard services such as room and board, special nutritional programs, social services, recreational activities, entertainment, and other services. We are dedicated to ensuring our residents are happy, comfortable, and motivated to achieve their health goals through the provision of quality care. We generate our skilled services revenue from Medicaid, Medicare, managed care, commercial insurance, and private pay. During the year ended December 31, 2023, approximately 46.9% and 27.5% of our skilled services revenue was derived from Medicaid and Medicare programs, respectively.

### Standard Bearer

We engage in the acquisition and leasing of skilled nursing and senior living properties. We generate rental revenue primarily by leasing post-acute care properties we acquired to healthcare operators under triple-net lease arrangements, whereby the tenant is solely responsible for the costs related to the property, including property taxes, insurance and maintenance and repair costs, subject to certain exceptions. As of December 31, 2023, our real estate portfolio within Standard Bearer is comprised of 108 real estate properties located in Arizona, California, Colorado, Idaho, Kansas, Nevada, South Carolina, Texas, Utah, Washington and Wisconsin. Of these properties, 79 are leased to our independent subsidiaries and 30 are leased to operations wholly-owned and managed by third-party operators. Of the 30 real estate operations leased to third-party operators, one senior living operation is located on the same real estate property as a skilled nursing facility that we own and operate. During the year ended December 31, 2023, we generated rental revenues of \$82.5 million, of which \$66.7 million was derived from our independent subsidiaries, and therefore eliminated in consolidation.

## Other

Revenue from our senior living operations, mobile diagnostics, transportation, other real estate and other ancillary operations comprise approximately 4.2% of our annual revenue.

**Senior Living** — As of December 31, 2023, we had an aggregate of 3,121 senior living units across 38 operations, of which 27 were located on the same site location as our skilled nursing care operations. Our senior living communities located in Arizona, California, Colorado, Idaho, Iowa, Kansas, Nebraska, Texas, Utah and Washington, provide residential accommodations, activities, meals, housekeeping and assistance in the activities of daily living to seniors who are independent or who require some support, but not the level of nursing care provided in a skilled nursing operation. Our independent living units are non-licensed independent living apartments in which residents are independent and require no support with the activities of daily living.

Our senior living operations comprise approximately 2.0% of our annual revenue. We generate revenue at these units primarily from private pay sources, with a small portion derived from Medicaid or other state-specific programs. Specifically, during the year ended December 31, 2023, approximately 60.7% of our senior living revenue was derived from private pay sources.

**Ancillary** — As of December 31, 2023, we held a majority membership interest of ancillary operations located in Arizona, California, Colorado, Idaho, Texas, Utah and Washington. We have invested in and are exploring new business lines that are complementary to our existing skilled services and senior living services. These new business lines consist of mobile ancillary services, including digital x-ray, ultrasound, electrocardiograms, sub-acute services, dialysis, respiratory, long-term care pharmacy and patient transportation to people in their homes or at long-term care facilities. To date, these businesses were not meaningful contributors to our operating results.

## GROWTH

We have an established track record of successful acquisitions. Much of our historical growth can be attributed to implementing our expertise in acquiring real estate or leasing both under-performing and performing post-acute care operations and transforming them into market leaders in clinical quality, staff competency, employee loyalty and financial performance. With each acquisition, we apply our core operating expertise to improve these operations, both clinically and financially. In years where pricing has been high, we have focused on the integration and improvement of our existing independent subsidiaries while limiting our acquisitions to strategically situated properties.

From January 1, 2013 through December 31, 2023, we acquired 238 facilities, which added 20,485 operational skilled nursing beds and 4,803 senior living units to our independent subsidiaries, including the operations that were contributed in the spin-off to Pennant Group, Inc. (Pennant) in 2019. The following table summarizes cumulative skilled nursing and senior living operations, operational skilled nursing beds and senior living unit counts at the end of 2013 and each of the last five years to reflect our growth over a ten-year period and five-year period as a result of the acquisition of these facilities:

|   | December 31,        |                     |        |        |        |        |
|---|---------------------|---------------------|--------|--------|--------|--------|
|   | 2013 <sup>(2)</sup> | 2019 <sup>(1)</sup> | 2020   | 2021   | 2022   | 2023   |
| Cumulative number of skilled nursing and senior living operations | 119                 | 223                 | 228    | 245    | 271    | 297    |
| Cumulative number of operational skilled nursing beds             | 10,949              | 22,625              | 23,172 | 25,032 | 28,130 | 30,602 |
| Cumulative number of senior living units                          | 1,968               | 2,154               | 2,254  | 2,237  | 3,021  | 3,121  |

(1) Number of operational beds and number of operations for 2019 include operational beds and operations that we no longer operated. The number of operations and operational beds do not include the closed facilities beginning in the year of their closures.

(2) Included in the 2013 number of operational units and number of operations are the operational units and senior living operations that we contributed to Pennant in 2019. In 2019 and forward, the number of operations and operational units do not include operations transferred to Pennant.

We have also invested in new business lines that are complementary to our existing businesses, such as ancillary services. We plan to continue to grow our revenue and earnings by:

- continuing to grow our talent base and develop future leaders;
- increasing the overall percentage or “mix” of higher acuity patients;
- focusing on organic growth and internal operating efficiencies;
- continuing to acquire additional operations in existing and new markets;

- expanding and renovating our existing operations, and
- strategically investing in and integrating other post-acute care healthcare businesses.

**New Market CEO and New Ventures Programs.** In order to broaden our reach into new markets, and in an effort to provide existing leaders in our company with the entrepreneurial opportunity and challenge of entering a new market and starting a new business, we established our New Market CEO program in 2006. Supported by our Service Center and other resources, a New Market CEO evaluates a target market, develops a comprehensive business plan, and relocates to the target market to find talent and connect with other providers, regulators and the healthcare community in that market, with the goal of ultimately acquiring businesses and establishing an operating platform for future growth. In addition, this program includes other lines of business that are closely related to the skilled nursing industry. The New Ventures program encourages our local leaders to evaluate service offerings with the goal of establishing an operating platform in new markets and new businesses. We believe that this program will not only continue to drive growth, but will also provide a valuable training ground for our next generation of leaders, who will have experienced the challenges of growing and operating a new business.

## OPERATION EXPANSIONS

During the year ended December 31, 2023, we expanded through a combination of long-term leases and real estate purchases, with the addition of 25 stand-alone skilled nursing operations and one campus operation. Of these additions, Standard Bearer acquired the real estate of three of the stand-alone skilled nursing operations and one campus operation, which were leased back to Ensign's independent subsidiaries. These new operations added a total of 2,483 operational skilled nursing beds and 94 operational senior living units to be operated by our independent subsidiaries. Additionally, we invested in new ancillary services that are complementary to our existing businesses.

Subsequent to December 31, 2023, we expanded through a long-term lease, with the addition of two stand-alone skilled nursing operations totaling 241 operational skilled nursing beds to be operated by our independent subsidiaries, including one in a new state, Tennessee.

For further discussion of our acquisitions, see Note 7, *Operation Expansions* in the Notes to the Consolidated Financial Statements.

## QUALITY OF CARE MEASURES

**Improvement in Acquired Facilities** — The Five-Star Quality Rating System introduced by the Centers for Medicare and Medicaid Services (CMS) intends to help consumers, their families and caregivers compare nursing homes more easily. The Five-Star Quality Rating System gives each skilled nursing operation a rating between one and five stars in various categories including health inspections, staffing and quality measures (QM). We have a strong history of quickly improving the quality of care in the facilities we acquire. Thus, as new assessments are conducted post-acquisition, the star ratings see consistent improvement. At the time of acquisition, the majority of our facilities have 1 and 2-Star ratings.

Over the last few years, CMS has modified the star rating requirements. These changes have been significant and made it more difficult to achieve a 4 or 5-Star rating, resulting in certain skilled nursing operations losing stars in their "Quality" and "Staffing" ratings, which negatively impacted the "Overall" ratings. Nevertheless, we continue to demonstrate strong performance in the Five-Star Quality Rating System. We believe compliance and quality outcomes are precursors to outstanding financial performance. Thus, we strive to aggressively increase quality and compliance in every facility we acquire, and to adjust our overall policies to adapt to CMS's changing criteria for the Five-Star Quality Rating System.

On October 1, 2023, a significant change impacting the QM category was a shift in focus from a resident's functional status to their functional abilities and goals, commonly referred to as the Minimum Data Set (MDS) Section G to Section GG. The transition will result in numerous QM modifications and changes which will impact the Five-Star rating. As part of this change, starting in April 2024, CMS will freeze the associated new and modified quality measures as part of the transition on the Nursing Home Compare website. Starting in October 2024, CMS will replace the short-stay functionality QM with the new cross-setting functionality QM, which is used in the SNF Quality Reporting Program (QRP). The remaining three measures will continue to be frozen until January 2025 while the data for the equivalent measures are collected. Therefore, the predictability and movement in the QM ratings during 2024 will not necessarily be consistent with our current quality performance. In addition, what and how we are measuring the QM will not be consistent with the historical practice and accordingly will be not comparable. Therefore, depending on the changes, we may experience periods of time where the number of facilities with 4 or 5-Star ratings decline.



The table below summarizes the number of our facilities with 4 and 5-Star ratings since 2019:

|   | As of December 31, |      |      |      |      |
|---|--------------------|------|------|------|------|
|   | 2019               | 2020 | 2021 | 2022 | 2023 |
| 4 and 5-Star Quality Rated skilled nursing facilities | 102                | 116  | 114  | 113  | 134  |

**Above-Average Ratings** — Additionally, despite the fact that Ensign's acquisition of facilities with 1 or 2-Star ratings skews our company-wide ratings, our mean score on the Five-Star Quality Rating System is 65.4%, which exceeds the national average score of 57.2%. Our average cycle 1 health inspections for all of our facilities, which is based on the latest inspections, is 7.9% better than the national average.

## INDUSTRY TRENDS

The post-acute care industry has evolved to meet the growing demand for post-acute and custodial healthcare services generated by an aging population, increasing life expectancies and the trend toward shifting patient care to lower cost settings. The industry has evolved in recent years, which we believe has led to a number of favorable improvements in the industry, as described below:

- **Shift of Patient Care to Lower Cost Alternatives** — The growth of the senior population in the U.S. continues to increase healthcare costs, often faster than the available funding from government-sponsored healthcare programs. In response, federal and state governments have adopted cost-containment measures that encourage the treatment of patients in more cost-effective settings such as skilled nursing facilities, for which the staffing requirements and associated costs are often significantly lower than acute care hospitals and other post-acute care settings. As a result, skilled nursing facilities are generally serving a larger population of higher acuity patients than in the past.
- **Significant Acquisition and Consolidation Opportunities** — The skilled nursing industry is large and highly fragmented, characterized predominantly by numerous local and regional providers. Due to the increasing demands from hospitals and insurance carriers to implement sophisticated and expensive reporting systems, we believe this fragmentation provides us with significant acquisition and consolidation opportunities.
- **Improving Supply and Demand Balance** — The number of skilled nursing facilities has declined modestly over the past several years. We expect that the supply and demand balance in the skilled nursing industry will continue to improve due to the shift of patient care to lower cost settings, an aging population and increasing life expectancies.
- **Increased Demand Driven by Aging Populations** — As seniors account for an increasing percentage of the total U.S. population, we believe the demand for skilled nursing and senior living services will continue to increase. According to the census projection released by the U.S. Census Bureau in early 2020, between 2016 and 2030, the number of individuals over 65 years old is projected to be one of the fastest growing segments of the United States population, growing from 15% to 21%. The Bureau expects this segment to increase nearly 50% to 73 million, as compared to the total U.S. population which is projected to increase by 10% over that time period. Furthermore, the generation currently retiring has accumulated less savings than prior generations, creating demand for more affordable senior housing and skilled nursing services. As a high-quality provider in lower cost settings, we believe we are well-positioned to benefit from this trend.
- **Value-based Care and Reimbursement Reform** — In response to rising healthcare spending in the United States, commercial, government and other payors are generally shifting away from fee-for-service (FFS) payment models towards value-based models, including risk-based payment models that tie financial incentives to quality, efficiency and coordination of care. We believe that patient-centered outcomes driven reimbursement models will continue to grow in prominence. Many of our operations already receive value-based payments, and as valued-based payment systems continue to increase in prominence, it is our view that our strong clinical outcomes will be increasingly rewarded.

A significant goal of U.S. federal health care reform is to transform the delivery of health care by changing reimbursement to reflect and support a focus on equity, payment for value, and efficacious delivery of person-centered care. Reimbursement models and demonstrations that increase accountability and provide financial incentives to encourage efficiency, affordability, and high-quality care, have been developed and implemented by government and commercial third-party payers. Special focus is placed on increasing the number of beneficiaries in care relationships with accountability for quality and total cost of care, improvements in care coordination, reducing inequities at the population level, and supporting care innovation to close care gaps and increase access. The most prominent value-based models designed to accomplish these aims include Accountable Care Models (e.g., MSSP ACOs, ACO REACH) and Disease-Specific & Episode-Based Models (e.g., BPCI Advanced, GUIDE Model, CJR). These models, alongside State & Community, Statutory, and Health Plan Models, are aimed at alignment across payers and care settings, leveraging effective clinical tools, outcomes-focused payment approaches, and stakeholder-led policy development. Reimbursement methodology reform includes Value-Based Purchasing (VBP), in which a portion of provider reimbursement is redistributed based on relative performance, or improvement on designated economic, clinical quality and patient satisfaction metrics. These reimbursement methodologies and similar programs are likely to continue and expand, both in government and commercial health plans. Many of our operations already participate in value-based initiatives and models. With our focus on quality care and strong clinical outcomes, Ensign is well-positioned to benefit from these outcome-based payment models.

We believe the post-acute industry has been and will continue to be impacted by several other trends. The use of long-term care insurance is increasing among seniors as a means of planning for the costs of skilled nursing services. In addition, as a result of increased mobility in society, reduction of average family size and the increased number of two-wage earner couples, more residents are looking for alternatives outside the family for their care.

Our business is affected by seasonal fluctuations in occupancy and acuity which are most prominent when comparing the summer and winter months of the calendar year.

## REVENUE SOURCES

We derive revenue primarily from the Medicaid and Medicare programs, managed care and commercial insurance payors and private pay patients. The majority of our revenue is derived from skilled nursing, which is highly dependent upon the Medicaid and Medicare programs. Thus, any changes to payment models, reimbursements and budgets impact our revenue, some positively and some negatively. A detailed discussion of the regulatory framework impacting our business is found in the *Government Regulation* section below. See also, Item 1A., *Risk Factors*.

A brief overview of each of our revenue sources is as follows:

**Medicaid** — Medicaid is a program financed by state funds and matching federal funds administered by the states and their political subdivisions, and often go by state-specific names, such as Medi-Cal in California and the Arizona Healthcare Cost Containment System in Arizona. Medicaid programs generally provide health benefits for qualifying individuals, and may supplement Medicare benefits for the disabled and for persons aged 65 and older meeting financial eligibility requirements. Medicaid reimbursement formulas are established by each state with the approval of the federal government in accordance with federal guidelines. Seniors who enter skilled nursing facilities as private pay clients can become eligible for Medicaid once they have substantially depleted their assets. Medicaid is generally the largest source of funding for most skilled nursing facilities.

Medicaid reimbursement varies from state to state and is based upon a number of different systems, including cost-based, prospective payment; case mixed adjusted payments and negotiated rate systems. Rates are subject to a state's annual budgetary requirements and funding, statutory and regulatory changes and interpretations and rulings by individual state agencies and State Plan Amendments approved by CMS.

Medicaid typically covers patients that require standard room and board services and provides reimbursement rates that are generally lower than rates earned from other sources. We monitor our payor mix to measure the level received from each payor across each of our business units. We intend to continue to focus on enhancing our care offerings to accommodate more high acuity patients.

Approximately 87.2% of our Medicaid revenue comes from Arizona, California, Colorado, Texas, Utah and Washington. In California, the state enacted legislation expanding their Medicaid program, which in recent years has continued to see budget increases, but will see Medicaid spending decrease in the 2023-2024 period. It is projected that California General Fund spending on California Medicaid will be \$225.9 billion for the 2023-2024 budget year, which is a decrease of 3.7% from its 2022-2023 budget estimate. California also estimates that the 2024-2025 budget year's Medicaid spending will decrease by \$0.4 billion to \$36.6 billion. Over the longer term, however, California expects its Medicaid spending to increase, reaching more than \$43 billion by the 2027-2028 budget year. Texas is one of the remaining states that has not expanded Medicaid under the Affordable Care Act. Texas lawmakers have, in the past, underfunded Medicaid, requiring an infusion of state and federal funds. Funding for the 2023-2024 Texas biennium includes approximately \$144.0 billion in general revenue funds, which is an increase of 10.5% in general funds from the 2022-2023 biennium amounts. In Arizona, the state enacted legislation expanding their Medicaid program in 2013, but has seen decreased Medicaid enrollments in recent years. Their 2023 budget for the state Medicaid program included \$16.8 billion from the general fund, a decrease of 2.8% from the 2022. The 2024 budget is expected to increase by 2.0% from 2023 to \$17.8 billion. In Utah, the fiscal year 2022 Medicaid spending was \$4.6 billion and the state's budget for 2023 fiscal year Medicaid spending, which will continue into 2024, is expected to be similar.

**Medicare** — Medicare is a federal program that provides healthcare benefits to individuals who are 65 years of age or older or are disabled. To achieve and maintain Medicare certification, a skilled nursing facility must sign a Medicare provider agreement and meet the CMS "Conditions of Participation" on an ongoing basis, as determined in periodic facility inspections or "surveys" conducted primarily by the state licensing agency in the state where the facility is located. Medicare pays for inpatient skilled nursing facility services under the prospective payment system (PPS). Under PPS, facilities are paid a predetermined amount per patient, per day, for certain services. Medicare Part A skilled nursing facility coverage is limited to 100 days per episode of illness for those beneficiaries who require daily care following discharge from an acute care hospital.

For Medicare beneficiaries who qualify for the Medicare Part A coverage, rehabilitation services are included in the per diem payment. For beneficiaries who do not meet the coverage criteria for Part A services, rehabilitation services may qualify for the services to be provided under Medicare Part B.

**Managed Care and Private Insurance** — Managed care patients consist of individuals who are insured by certain third-party entities, or who are Medicare beneficiaries who have assigned their Medicare benefits to a senior managed care organization plan. Another type of insurance, long-term care insurance, is also becoming more available to consumers, but is not expected to contribute significantly to industry revenues in the near term.

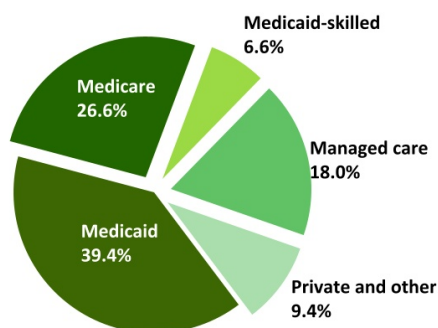
**Private and Other Payors** — Private and other payors consist primarily of individuals, family members or other third parties who directly pay for the services we provide.

**Rental Revenue** — Real estate rental revenue is generated by leasing post-acute care properties that we acquired to healthcare operators under triple-net lease arrangements, whereby the tenant is solely responsible for the costs related to the property, including property taxes, insurance and maintenance and repair costs, subject to certain exceptions.

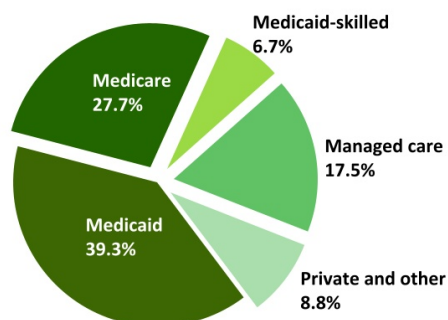
The following charts sets forth our total service revenue by payor source generated by our consolidated operations and skilled services segment as a percentage of total revenue for the year ended December 31, 2023 and 2022, respectively:

### CONSOLIDATED SERVICE REVENUE BY PAYOR

December 31, 2023

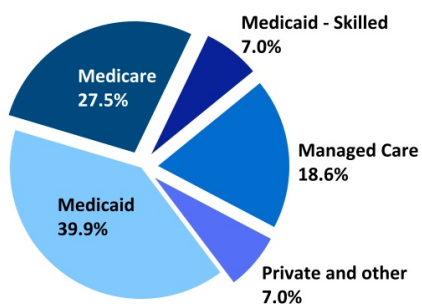


December 31, 2022

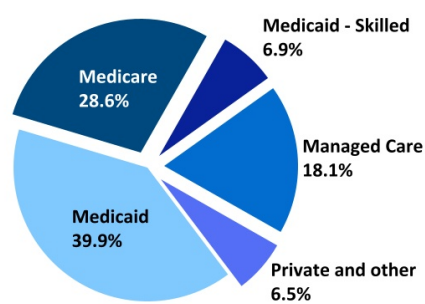


### SKILLED SERVICES REVENUE BY PAYOR

December 31, 2023



December 31, 2022



**Payor Sources as a Percentage of Skilled Services** — The following table sets forth our percentage of skilled nursing patient days by payor source:

|  | Year Ended December 31, |                |
|--|-------------------------|----------------|
|  | 2023                    | 2022           |
| <b>Percentage of Skilled Nursing Days:</b> |                         |                |
| Medicare                                   | 12.3 %                  | 13.5 %         |
| Managed care                               | 13.0                    | 13.1           |
| Other skilled                              | 5.1                     | 5.2            |
| <b>SKILLED MIX</b>                         | <b>30.4</b>             | <b>31.8</b>    |
| Private and other payors                   | 11.0                    | 10.3           |
| Medicaid                                   | 58.6                    | 57.9           |
| <b>TOTAL SKILLED NURSING</b>               | <b>100.0 %</b>          | <b>100.0 %</b> |

## REIMBURSEMENT FOR SPECIFIC SERVICES

**Reimbursement for Skilled Services** — Skilled nursing facility revenue is primarily derived from Medicaid, Medicare, managed care and private payors. Our skilled nursing operations provide Medicaid-covered services to eligible individuals consisting of nursing care, room and board and social services. In addition, states may, at their option, cover other services such as physical, occupational and speech therapies.

Historically, adjustments to reimbursement under Medicare and Medicaid have had a significant effect on our revenue and results of operations. Recently enacted, pending and proposed legislation and administrative rulemaking at the federal and state levels could have similar effects on our business. Efforts to impose reduced reimbursement rates, greater discounts and more stringent cost controls by government and other payors are expected to continue for the foreseeable future and could adversely affect our business, financial condition and results of operations. Additionally, any delay or default by the federal or state governments in making Medicare and/or Medicaid reimbursement payments could materially and adversely affect our business, financial condition and results of operations.

**Reimbursement for Rehabilitation Therapy Services** — Rehabilitation therapy revenue is primarily received from private pay, managed care and Medicare for services provided at skilled nursing operations and senior living operations. The payments are based on negotiated patient per diem rates or a negotiated fee schedule based on the type of service rendered.

**Reimbursement for Senior Living** — Senior living facility revenue is primarily derived from private pay patients at rates we established, with only a small portion of such revenue derived from state-specific programs such as Medicaid.

**Reimbursement for Other Ancillary Services** — Other ancillary revenue, such as mobile diagnostics and medical transportation, is primarily derived from Medicare Part B, Medicaid, managed care and private payors at rates we establish based upon the services we provide and market conditions in the area of operation.

## RENTAL REVENUE

**Rental revenue from third-party rental property tenants** — Standard Bearer's owned properties are leased pursuant to non-cancelable operating leases, generally with an initial term of 10 to 20 years. All of the leases for post-acute care healthcare properties contain renewal options. The leases provide for fixed minimum base rent during the initial and renewal periods. Standard Bearer's leases contain provisions for specified annual increases over the rents of the prior year and those increases are generally calculated based on the Consumer Price Index.

Each lease is a triple net lease which requires the lessee to pay all taxes, insurance, maintenance and repairs, capital and non-capital expenditures and other costs necessary in the operations of the facilities. In addition, Standard Bearer's leases with third-parties are typically structured as master leases. The master leases consist of multiple leases, each with its own pool of properties, that have varying maturities and diversity in property geography.

If a lessee makes payments for taxes and insurance directly to a third-party on our behalf, we are required to exclude these payments from variable payments and from revenue recognition in our consolidated statements of income. Otherwise, tenant reimbursements paid to us for taxes and insurance are classified as additional rental revenue recognized by us on a gross basis.

**Rental revenue from our independent subsidiaries** — Rental revenue from our independent subsidiaries is based on mutually agreed-upon base rents that are subject to change from time to time. Intercompany revenue is eliminated in consolidation, along with the corresponding intercompany rent expenses of the related healthcare facilities.

## COMPETITION

The post-acute care industry is highly competitive, and we expect that the industry will become increasingly competitive in the future. The industry is highly fragmented and characterized by numerous local and regional providers, in addition to large national providers that have achieved geographic diversity and economies of scale. Our independent subsidiaries also compete with inpatient rehabilitation facilities and long-term acute care hospitals. Increasingly, we are competing with home health and community-based providers who have developed programs designed to provide services to seniors outside a facility-based setting, potentially decreasing the time they need the higher level of care provided in a skilled nursing facility. Competitiveness may vary significantly from location to location, depending upon factors such as the number of competing facilities, availability of services, expertise of staff, and the physical appearance and amenities of each location. We believe that the primary competitive factors in the post-acute care industry are:

- ability to attract and to retain qualified management and caregivers;
- reputation and achievements of quality healthcare outcomes;
- attractiveness and location of facilities;
- the expertise and commitment of the management team and employees; and
- community value, including amenities and ancillary services.

We seek to compete effectively in each market by establishing a reputation within the local community as the “operation of choice.” This means that the operation leaders are generally free to discern and address the unique needs and priorities of healthcare professionals, customers and other stakeholders in the local community or market, and then create a superior service offering and reputation for that particular community or market that is calculated to encourage prospective customers and referral sources to choose or recommend the operation.

Increased competition could limit our ability to attract and retain patients, maintain or increase rates or to expand our business. Some of our competitors have greater financial and other resources than we have, may have greater brand recognition and may be more established in their respective communities than we are. Competing companies may also offer newer facilities or different programs or services than we offer, and may therefore attract individuals who are currently patients of our facilities, potential patients of our facilities, or who are otherwise receiving our healthcare services. Other competitors may have lower expenses or other competitive advantages than us and, therefore, provide services at lower prices than we offer.

Our other services, such as senior living facilities and other ancillary services, also compete with local, regional, and national companies. The primary competitive factors in these businesses are similar to those for our skilled nursing facilities and include reputation, cost of services, quality of clinical services, responsiveness to patient/resident needs, location and the ability to provide support in other areas such as third-party reimbursement, information management and patient recordkeeping.

Our Standard Bearer segment competes for real property investments with healthcare providers, healthcare-related REITs, real estate partnerships, banks, private equity funds, venture capital funds and other investors. Some of these competitors are significantly larger and have greater financial resources and lower costs of capital than us. Our ability to compete successfully for real property investments will be determined by numerous factors, including our ability to identify suitable acquisition targets, our ability to negotiate acceptable terms for any such acquisition and our cost of capital in the event an acquisition requires debt or equity financing.

## OUR COMPETITIVE STRENGTHS

We believe that we are well positioned to benefit from the ongoing changes within our industry. We believe that our ability to acquire, integrate and improve our facilities is a direct result of the following key competitive strengths:

***Experienced and Dedicated Employees*** — We believe that our independent subsidiaries' employees are among the best in their respective industries. We believe each of our independent subsidiaries is led by an experienced and caring leadership team, including dedicated front-line care staff, who participates daily in the clinical and operational improvement of their individual operations. We have been successful in attracting, training, incentivizing and retaining a core group of outstanding business and clinical leaders to spearhead our independent subsidiaries. These leaders operate as separate local businesses. With broad local control, these talented leaders and their care staffs are able to quickly meet the needs of their patients and residents, employees and local communities, without waiting for permission to act or being bound to a “one-size-fits-all” corporate strategy.

***Unique Incentive Programs*** — We believe that our employee compensation programs are unique within the industry. Employee stock options and performance bonuses, based on achieving target clinical quality, cultural, compliance and financial benchmarks, represent a significant component of total compensation for our operational leaders. We believe that these compensation programs assist us in encouraging our leaders and key employees to act with a shared ownership mentality. Furthermore, our leaders are motivated to help local operations within a defined “cluster” and “market,” which is a group of geographically proximate operations that share clinical best practices, real-time financial data and other resources and information.

**Staff and Leadership Development** — We have a company-wide commitment to ongoing education, training and professional development. Accordingly, our operational leaders participate in regular training. Most participate in training sessions at Ensign University, our in-house educational system. Other training opportunities are generally offered via on-demand training tools, including podcasts. In addition, we offer weekly cultural and interactive educational topics including leadership development, our values, updates on Medicaid and Medicare billing requirements, updates on new regulations or legislation, infection control, emerging healthcare service alternatives and other relevant clinical, business and industry specific coursework. Additionally, we encourage and provide ongoing education classes for our clinical staff to maintain licensing and increase the breadth of their knowledge and expertise. We believe that our commitment to, and substantial investment in, ongoing education will further strengthen the quality of our operational leaders and staff, and the quality of the care they provide to our patients and residents.

**Innovative Service Center Approach** — We do not maintain a corporate headquarters; rather, we operate a Service Center to support the efforts of each operation. Our Service Center is a dedicated service organization that acts as a resource and provides centralized information technology, human resources, accounting, payroll, legal, risk management, educational and other back office support services, so that local leaders can focus on delivering top-quality care and efficient business operations. Our Service Center approach allows individual operations to function with the strength, synergies and economies of scale found in larger organizations, but without what we believe are the disadvantages of a top-down management structure or corporate hierarchy. We believe our Service Center approach is unique within the industry, and allows us to preserve the “one-operation-at-a-time” focus and culture that has contributed to our success.

**Proven Track Record of Successful Acquisitions** — We have established a disciplined acquisition strategy that is focused on selectively acquiring operations within our target markets. Our acquisition strategy is driven by our operations team. Prospective leaders are included in the decision-making process and compensated as these acquired operations reach pre-established clinical quality and financial benchmarks, helping to ensure that we only undertake acquisitions that key leaders believe can become clinically sound and contribute to our financial performance.

As of December 31, 2023, we have expanded to 297 facilities with an aggregate of 30,602 operational skilled nursing beds and 3,121 senior living units, through both long-term leases and real estate purchases. We believe our experience in acquiring these operations and our demonstrated success in significantly improving their operations enables us to consider a broad range of acquisition targets. In addition, we believe we have developed expertise in transitioning newly acquired operations to our unique organizational culture and systems, which enables us to acquire operations with limited disruption to patients, residents and operating staff, while significantly improving quality of care. We have also constructed new facilities to target demand, which exists for high-end healthcare facilities when we determine that market conditions justify the cost of new construction in some of our markets.

**Successful Real Estate Investment Strategy** — As part of our Standard Bearer segment, we maintain a real estate portfolio of long-term healthcare facilities diversified by geographic location and operated by a diverse group of established healthcare providers. We are focused on selectively acquiring real estate properties based on our industry experience and opportunistic strategy, which we believe provides us with greater investment and purchasing opportunities. Due to our credit strength, we have the ability to acquire large portfolios of real estate properties; a portion of which can be managed and operated by our independent subsidiaries and their established healthcare leaders and a portion of which can be leased to third parties.

As of December 31, 2023, our real estate portfolio consists of 113 owned facilities, which include properties leased to and operated by third parties and properties we managed and operated. We believe our real estate investment strategy has allowed us to accumulate a portfolio that aids our healthcare operators in improving performance and generating additional returns through leases with third parties.

**Reputation for Quality Care** — We believe that we have achieved a reputation for high-quality and cost-effective care and services to our patients and residents within the communities we serve. We believe that our achievement of quality outcomes enhances our reputation for quality, that when coupled with the integrated services that we offer, allows us to attract patients that require more intensive and medically complex care and generally result in higher reimbursement rates than lower acuity patients.

**Community Focused Approach** — We view our services primarily as a local, community-based business. Our local leadership-centered management culture enables each operation's nursing support staff and leaders to meet the unique needs of their patients and local communities. We believe that our commitment to this “one-operation-at-a-time” philosophy helps to ensure that each operation, its patients, their family members and the community will receive the individualized attention they need. By serving our patients, their families, the community and our fellow healthcare professionals, we strive to make each individual business the operation of choice in its local community.

We further believe that when choosing a healthcare provider, consumers usually choose a person or people they know and trust, rather than a corporation or business. Therefore, rather than pursuing a traditional organization-wide branding strategy, we actively seek to develop the operations brand at the local level, serving and marketing one-on-one to caregivers, our patients, their families, the community and our fellow healthcare professionals in the local market.

**Investment in Information Technology** — We utilize information technology that enables our operational leaders to access, and to share with their peers, both clinical and financial performance data in real time. Armed with relevant and current information, our operation leaders and their management teams are able to share best practices and the latest information, adjust to challenges and opportunities on a timely basis, improve quality of care, mitigate risk and improve both clinical outcomes and financial performance. We have also invested in specialized healthcare technology systems to assist our nursing and support staff. We have installed software and touch-screen interface systems in each operation to enable our clinical staff to more efficiently monitor and deliver patient care and record patient information. We believe these systems have improved the quality of our medical and billing records, while improving the productivity of our staff.

## OUR GROWTH STRATEGY

We believe that the following strategies are primarily responsible for our growth to date, and will continue to drive the growth of our business:

**Grow Talent Base and Develop Future Leaders** — Our primary growth strategy is to expand our talent base and develop future leaders. A key component of our organizational culture is our belief that strong local leadership is a primary key to the success of each operation. While we believe that significant acquisition opportunities exist, we have generally followed a disciplined approach to growth that permits us to acquire an operation only when we believe, among other things, that we will have qualified leadership for that operation. To develop these leaders, we have a rigorous “CEO-in-Training Program” that attracts proven business leaders from various industries and backgrounds, and provides them the knowledge and hands-on training they need to successfully lead one of our independent subsidiaries. We generally have between 25 and 30 prospective administrators progressing through the various stages of this training program, which is generally much more rigorous, hands-on and intensive than the minimum 1,000 hours of training mandated by the licensing requirements of most states where we do business. Once administrators are licensed and assigned to an operation, they continue to learn and develop in our operational Chief Executive Officer Program (CEO Program), which facilitates the continued development of these talented business leaders into outstanding operational chief executive officers, through regular peer review, our Ensign University and on-the-job training.

In addition, our Chief Operating Officer Program (COO Program) recruits and trains highly qualified Directors of Nursing to lead the clinical programs in our operations. Working together with their operational CEO and/or administrator, other key operational leaders and front-line staff, these experienced nurses manage delivery of care and other clinical personnel and programs to optimize both clinical outcomes and employee and patient satisfaction.

**Increase Mix of High Acuity Patients** — Many skilled nursing facilities are serving an increasingly larger population of patients who require a high level of skilled nursing and rehabilitative care, whom we refer to as high acuity patients, as a result of government and other payors seeking lower-cost alternatives to traditional acute-care hospitals. We generally receive higher reimbursement rates for providing care for these medically complex patients. In addition, many of these patients require therapy and other rehabilitative services, which we are able to provide as part of our integrated service offerings. Where higher complex services are medically necessary and prescribed by a patient's physician or other appropriate healthcare professional, we generally receive additional revenue in connection with the provision of those services. By making these integrated services available to such patients, and maintaining established clinical standards in the delivery of those services, we are able to increase our overall revenues. We believe that we can continue to attract high acuity patients to our operations by maintaining and enhancing our reputation for quality care and continuing our community focused approach.



**Focus on Organic Growth and Internal Operating Efficiencies** — We plan to continue to grow organically by focusing on increasing patient occupancy within our existing operations. Although some of the facilities we have acquired were in good physical and operating condition, the majority have been clinically and financially troubled, with some facilities having had occupancy rates as low as 30% at the time of acquisition. Additionally, we believe that incremental operating margins on the last 20% of our beds/units are significantly higher than on the first 80%, offering opportunities to improve financial performance within our existing facilities. Our overall occupancy is impacted significantly by the number of facilities acquired and the operational occupancy on the acquisition date. Therefore, consolidated occupancy will vary significantly based on these factors. Our average occupancy rates for our skilled nursing facilities were 78.5% and 75.3% for the years ended December 31, 2023 and 2022, respectively. Our average occupancy rates in 2023 continue to rebound from pandemic levels and as we shift to an endemic, we anticipate the return of our seasonal occupancy and skilled mix. Throughout most of our history, our seasonality trends for skilled nursing occupancy and skilled mix typically included the greatest growth during the first and fourth quarters and softening in the second and third quarters.

We also believe we can generate organic growth by improving operating efficiencies and the quality of care at the patient level. By focusing on staff development, clinical systems and the efficient delivery of quality patient care, we believe we are able to deliver higher quality care at lower costs than many of our competitors.

Historically, we have achieved incremental occupancy and revenue growth by creating or expanding clinical service offerings in existing operations. For example, by expanding clinical programs to provide outpatient therapy services in many markets, we are able to increase revenue while spreading the fixed costs of maintaining these programs over a larger patient base. Outpatient therapy has also proven to be an effective marketing tool, raising the visibility of our facilities in their local communities and enhancing the reputation of our facilities with short-stay rehabilitation patients.

**Add New Facilities and Expand Existing Facilities** — One of our growth strategies includes the acquisition of new and existing facilities from third parties and the expansion and upgrade of current facilities. In the near term, we plan to take advantage of the fragmented skilled nursing industry by acquiring operations within select geographic markets and may consider the construction of new facilities. In addition, we have targeted facilities that we believed were performing and operations that were underperforming, where we believed we could improve service delivery, occupancy rates and cash flow. With experienced leaders in place at the community level and demonstrated success in significantly improving operating conditions at acquired facilities, we believe that we are well positioned for continued growth. While the integration of underperforming facilities generally has a negative short-term effect on overall operating margins, these facilities are typically accretive to earnings within 12 to 18 months following their acquisition. For the facilities that we acquired from 2002 through 2023, the aggregate EBITDAR as a percentage of revenue improved from 15.9% during the first full three months of operations to 17.6% during the thirteenth through fifteenth months of operation and to 18.9% during the 45th quarter of operation.

**Standard Bearer Portfolio Growth** — An important part of our business strategy is to continue to expand and diversify our real estate portfolio through accretive acquisition and investment opportunities in healthcare properties. Our execution of this strategy hinges on our ability to successfully identify, secure and consummate beneficial transactions. We have a proven track record of acquiring properties that we have determined are investment opportunities and develop these into thriving properties that are well-suited for operational purposes. We then use these properties for our skilled nursing or senior living operations, or we lease the properties to other long-term care facility operators. We expect that our REIT structure will allow us to expand our real estate footprint while bringing the best operational practices to our own and other operators in the industry.

## HUMAN CAPITAL

At December 31, 2023, we had approximately 35,300 full-time equivalent employees who were employed by our Service Center and our independent subsidiaries. For the year ended December 31, 2023, approximately 60.0% of our total expenses were payroll related. Periodically, market forces, which vary by region, require that we increase wages in excess of general inflation or in excess of increases in reimbursement rates we receive. We believe that we staff appropriately, focusing primarily on the acuity level and day-to-day needs of our patients and residents. In most of the states where we operate, our skilled nursing facilities are subject to state mandated minimum staffing ratios, so our ability to reduce costs by decreasing staff, notwithstanding decreases in acuity or need, is limited and subject to government audits and penalties in some states. We seek to manage our labor costs by improving staff retention, improving operating efficiencies, maintaining competitive wage rates and benefits and reducing reliance on overtime compensation and temporary nursing agency services. The Service Center's Chief Human Capital Officer, together with its Diversity, Equity and Inclusion (DEI) and Environmental, Social and Governance (ESG) Committees, oversee the following human capital initiatives:

**Our Culture** — The operation of our skilled nursing and senior living facilities requires a large number of highly skilled healthcare professionals and support staff. Our employees are at the heart of our Company and we are committed to their health, professional development and workplace satisfaction. Our core values, which focuses on developing our employees, fostering an ownership mentality and allowing for intelligent risk taking, guide us in our decision making and inspire us to be better people, both professionally and personally.

**Compensation and Benefits** — The healthcare industry as a whole has been experiencing shortages of qualified professional clinical staff. We believe that our ability to attract and retain qualified professional clinical staff stems from our ability to offer attractive wage and benefits packages, a high level of employee training, an empowered culture that provides incentives for individual efforts and a quality work environment.

**Diversity and Inclusion** — We value diversity in our recruiting, hiring and career development practices. Our commitment is to provide equal opportunity and fair treatment to all individuals based on merit and without discrimination. In 2022, we formed our DEI Committee, a multidisciplinary group led by our Chief Executive Officer, to advance our DEI initiatives throughout the organization.

**Training and Development** — We provide training and development to all employees. We have many training programs at all levels such as our CEO in Training, Director of Nursing in Training, Director of Rehab in Training, nursing certified assistant schools, weekly culture trainings, boot camps and annual meetings, where we focus on both career and professional development.

**Social Sustainability** — We continuously work towards bridging the gap between what the healthcare system currently provides and the basic needs of individuals. We aim to have an enduring impact on the communities in which we live and work. Elevate Charities is a non-profit organization that is dedicated to elevating the condition and quality of life for members of the senior healthcare community - employees, caregivers, family members, patients and residents. Elevate Charities has three unique funds: Heritage Fund, Heritage Scholarship Fund and the Emergency Fund.

The Heritage Fund and the Heritage Scholarship Fund engage in a mission to enhance the quality of life for seniors in our communities through caring service, fulfilling essential needs and providing education to caregivers. The Heritage Fund helps the caregiver identify specific and practical ways to meet the needs of those under their care. This can help provide a better life, improved experience and greater satisfaction for our aging population. The financial support provided by the Heritage Fund benefits seniors directly. In addition, the Heritage Scholarship Fund helps qualified clinical professionals who may not be able to afford to advance in the field of long-term care. Through grants and scholarships, the fund helps these qualified professionals gain the education needed to advance in the field of senior-focused healthcare. Since 2019, we awarded 191 scholarships to employees in our workforce.

Lastly, the Emergency Fund is a way of passing the hat to help our co-workers whose lives are affected by tragedy. This program is funded for our team members by our team members. All team members can contribute to the fund either through a one-time donation or by recurring payroll deduction. In 2023, approximately 86% of those employed by our independent subsidiaries contributed to the Emergency Fund. In 2023, we distributed approximately \$3.2 million in grants to members of our independent subsidiaries. To date, the Emergency Fund has distributed over 14,600 grants totaling almost \$15.7 million to members of our independent subsidiaries in their time of need.

For additional information on human capital matters, please see our most recent proxy statement or ESG report, each of which is available on our website at [www.ensigngroup.net](http://www.ensigngroup.net). For additional information on Elevate Charities, please visit [www.elevatecharities.org](http://www.elevatecharities.org). The information contained in, or that can be accessed through, either of the foregoing websites does not constitute a part of this Annual Report on Form 10-K.

## GOVERNMENT REGULATION

### General

Healthcare is an area of extensive and frequent regulatory change. Changes in the law or new interpretations of existing laws may have a significant impact on our revenue, costs and business operations. Our independent subsidiaries that provide healthcare services are subject to federal, state and local laws relating to, among other things, licensure, quality and adequacy of care, physical plant requirements, life safety, personnel and operating policies. In addition, these same subsidiaries are subject to federal and state laws that govern billing and reimbursement, relationships with vendors, business relationships with physicians and workplace protection for healthcare staff. Such laws include (but are not limited to) the Anti-Kickback Statute (AKS), the federal False Claims Act (FCA), the Stark Law and state corporate practice of medicine statutes.

Governmental and other authorities periodically inspect our independent subsidiaries to verify continued compliance with applicable regulations and standards. The operations must pass these inspections to remain licensed under state laws and to comply with Medicare and Medicaid provider agreements and applicable Conditions of Participation. The operations can only participate in these third-party payment programs if inspections by regulatory authorities reveal that the operations are in substantial compliance with applicable state and federal requirements. In the ordinary course of business, federal or state regulatory authorities may issue notices to the operations alleging deficiencies in certain regulatory practices, which may require corrective action to regain and maintain compliance. In some cases, federal or state regulators may impose other remedies including imposition of civil monetary penalties, temporary admission and/or payment bans, loss of certification as a provider in the Medicare or Medicaid program, or revocation of a state operating license.

We believe that the regulatory environment surrounding the healthcare industry subjects providers to intense scrutiny. In the ordinary course of business, providers are subject to inquiries, investigations and audits by federal and state agencies related to compliance with participation and payment rules under government payment programs. These inquiries may originate from HHS, Office of the Inspector General (OIG), state Medicaid agencies, state Attorney Generals, local and state ombudsman offices and CMS Recovery Audit Contractors, among other agencies. In response to the inquiries, investigations and audits, federal and state agencies continue to impose citations for regulatory deficiencies and other regulatory penalties, including demands for refund of overpayments, expanded civil monetary penalties that extend over long periods of time and date back to incidents prior to surveyor visits, Medicare and Medicaid payment bans and terminations from those programs, which may be temporary or permanent in nature. We vigorously contest each such regulatory outcome when appropriate; however, there are significant legal and other expenses involved that consume our financial and personnel resources. Expansion of enforcement activity could adversely affect our business, financial condition or the results of operations.

#### ***Proposed, Anticipated and Recently Issued Rulemaking and Administrative Actions***

The federal government, through CMS rulemaking, Presidential executive actions or Congressional legislation, and state and local governments have recently released the following proposed rulemaking or administrative actions that may have an impact on our independent Skilled Nursing Facilities (SNFs) or assisted living facilities:

***Biden-Harris Administration's Nursing Home Care Priorities*** — The Biden-Harris Administration is seeking reform around reimbursement, staffing levels, standards of care, increased transparency and public disclosure of ownership, and enhanced civil remedies as a means of enforcement against those facilities that do not satisfy CMS's standards. Proposed rules based on these directives have already been published in 2023, including those highlighted below and observers expect additional rules to be issued this year and in the future. Final rules will follow publication of these proposed rules after a notice-and-comment period required by law.

***Ownership Transparency Final Rule*** — On November 15, 2023, CMS published its final rule requiring SNFs to publicly disclose certain additional information regarding their ownership and managerial relationships. The final rule requires disclosures to include the identity of any person or legal entity that: (1) exercises financial, operational, or managerial control over any facility or part of a facility, or provides services to a facility that include its policies and procedures or cash management services; (2) leases or subleases real property to the facility, or owns 5% or more of the real property's total value; and (3) provides any management or administrative services (or consults regarding the same), or provides accounting or financial services to the SNF. The rule also expands ownership and control interest disclosures to include information about each member of the facilities governing body, individuals or entities serving as officers, directors, members, partners or managing employees, and a comprehensive breakdown of the organizational structure of any additional disclosable party that is not a natural person along with a description of their relationships with the facility.

Certain states have adopted laws reflecting their concerns regarding ownership transparency. For example, in July 2023, Iowa adopted laws requiring disclosure of ownership information not previously required for licensure to promote transparency. Additionally, in July 2023, the California Department of Health Care Access and Information of the California Health and Human Services Agency issued a notice of proposed rulemaking containing regulations that would implement financial and ownership transparency requirements for California-licensed SNFs that are required by California law passed in 2021.

**Federal Legislation** — On March 9, 2023, the Home and Community-Based Services (HCBS) Access Act was introduced to expand access to and resources available for HCBS. This bill provides Medicaid funding to individuals who provide direct home- and community-based care to adults over the age of 60 or people who have disabilities. This bill also provides financial resources for the training of these direct care providers, who are intended to provide services to the elderly or disabled that range from advocacy and community integration to transportation and daily assistance tasks ranging from bathing and laundry to meal preparation and housekeeping. As of the date of filing, no further action has been taken on the HCBS Access Act since its introduction and referral to the House of Representatives committees.

On October 24, 2023, the HCBS Relief Act was introduced to provide additional funds to states to stabilize their HCBS service delivery networks, recruit and retain HCBS direct care workers, and meet long-term service and support needs of people eligible for Medicaid home and community-based services. Under the HCBS Relief act, states would receive a temporary 10% increase in the applicable Federal Medical Assistance Percentage (FMAP) under Medicaid for certain approved home and community-based services that are provided during FY 2024 through FY 2025. To qualify for the enhanced rate, a state must commit to initiatives aimed at improving the provision of services. This includes offering additional advantages to home health aides and assisting individuals in transition from nursing facilities back to their homes. As of the date of this filing, no action has been taken on the HCBS Relief Act since its introduction and referral to the Senate Committee on Finance.

**State Legislation** — Many states in which our independent subsidiaries operate have introduced or passed legislation that would create or change laws and regulations related to our business and industry.

In the past, California had discussed issuing proposed regulations on direct care spending requirements that may have affected our business and SNFs operating within that state. These proposals have included requirements for healthcare facilities certified by CMS, including SNFs, to report all annual revenues to the State of California by June 30 of each year and certify that a stated percentage of all non-Medicare revenues should be used for direct patient-related services, including staffing and operational costs.

On October 13, 2023, the California Governor signed into law a bill that impacts the minimum wages of healthcare workers. Effective June 1, 2024, the law raises the minimum wage for California healthcare employees and sets a new wage threshold for those who are considered exempt healthcare employees. The bill only becomes effective for SNFs if a patient care minimum spending requirement bill is also passed. We anticipate that a minimum spending bill will be proposed in the near future.

**Final Rule Fiscal Year 2024 Skilled Nursing Facility Prospective Payment System (SNF PPS)** — On July 31, 2023, CMS published its final rule updating the Medicare payment rates within the SNF PPS for FY 2024 (SNF PPS FY 2024 Final Rule). The SNF PPS FY 2024 Final Rule modifies the SNF Quality Reporting Program (QRP) and the SNF Value-Based Purchasing (VBP) Program. The SNF PPS FY 2024 Final Rule finalized the rates to be paid in the 2024 fiscal year.

The SNF PPS FY 2024 Final Rule increases the Medicare payment rate aggregate net market basket by 4.0%. The increase includes a 6.4% net market basket update to the payment rates of 3.0%, plus a 3.6% market basket forecast error adjustment, less a 0.2% productivity adjustment, as well as a negative 2.3% in the FY 2024 SNF PPS rates due to the second phase of the Patient Driven Payment Model (PDP) parity adjustment recalibration. The net effect of these changes is expected to be an overall 4.0% increase in payments to SNFs in FY 2024. This final rule also updates the SNF QRP for FY 2024 and future years, including the adoption of two new quality reporting measures, modification of one measure and removal of three measures resulting in public reporting of four QRP measures. Additionally, the SNF PPS FY 2024 Final Rule makes changes to the SNF VBP Program. Specifically, this final rule adopts four new measures: the nursing staff turnover measure, the discharge function score measure, the long stay hospitalization measure per 1,000 resident days and the percent of residents experiencing one or more falls with a major injury (long stay); the existing SNF 30-day all-cause readmission measure (SNFRM) is replaced with the SNF within stay potentially preventable readmissions (SNF WS PPR) measure beginning in FY 2028.

SNF PPS FY 2024 Final Rule adopted the Nursing Staff Turnover (NST) measure for the SNF VBP program beginning with the FY 2026 program year. This is a structural measure that has been collected and publicly reported on Care Compare, and the measure assesses the stability of the staffing within a SNF using nursing staff turnover. The NST measure uses facility-reported, electronic data from CMS' Payroll-Based Journal (PBJ) system to calculate annual turnover rates for nursing staff, including RNs, LPNs, and nurse assistants. Facilities would begin reporting this measure in FY 2024, with payment effects beginning in FY 2026.

The NST measure looks at six consecutive quarters of data. It starts with a baseline quarter and the first two quarters of the performance period to identify eligible employees. Then, it uses the next four quarters to find the number of employment cycles that ended in turnover. Finally, the data from the sixth quarter is validated to identify gaps in days worked that began in the last 60 days of the fifth quarter used for the measure. The measure score is then calculated by comparing the total number of eligible employees with 60-day gaps in working during the specified periods.

**Proposed CMS Minimum Staffing Mandate** — On September 1, 2023, CMS issued its proposed rule that would establish minimum staffing standards for long-term care facilities. This proposed rule contains three primary staffing proposals: 1) minimum staffing standards of 0.55 hours per resident per day (HPRD) for registered nurses (RNs) and 2.45 HPRD for certified nurse aids (CNAs); 2) a requirement to have a RN on-site 24 hours per day, seven days per week; and 3) requirements for enhanced facility assessments. The proposed rule features a staggered implementation of these requirements, including a possible hardship exemption for select facilities. As this is a proposed rule, CMS has requested and received stakeholder feedback on all components of this regulation so that these comments may be considered prior to CMS's publication of a final rule. Additionally, the proposed rule would increase the reporting and transparency of Medicaid payments made to a facility for its direct care, including state-level reporting requirements and provisions for states and CMS to make information about payments made to long-term care facilities public.

Facility self-assessments would also be enhanced under this proposed rule. CMS proposes that the facility self-assessment be updated regarding staffing to contain or clarify: 1) that facilities must use evidence-based methods when planning for resident care, including accommodation of behavioral health needs; 2) requiring facilities to use the self-assessment to assess the specific needs of each resident, with adjustments made for changes in the resident population; 3) requiring that facilities include the input of staff, including leadership, management, nurse staff and other direct care providers who render other services to residents; 4) requiring that the staffing plan maximize recruitment and retention of staff in a manner consistent with the President's April 2023 Executive Order on increasing access to high-quality care and supporting caregivers.

A hardship exemption for CMS's proposed minimum staffing standards is also set forth in the proposed rule. Long-term care facilities could qualify for a temporary hardship exemption from new minimum staffing ratios upon meeting specific criteria that demonstrate: 1) workforce unavailability based on an absence of providers relative to individuals in the age group of recipients within a specific geographic location; 2) a facility's good faith efforts to hire and retain staff through a recruitment and retention plan; and 3) a financial commitment to staffing by documenting the total annual amount spent on direct care staff. A survey would be required to assess the residents' health and safety before CMS would consider granting such a hardship exemption. Any facility that received a hardship exemption from the minimum staffing requirement would have this exemption noted on the Care Compare website rating skilled nursing facilities. Further, facilities would not be eligible to receive an exemption if they: 1) failed to submit their data to the payroll-based journal system; 2) have been identified as a special focus facility; or 3) have been identified at any time within the preceding 12 months as having insufficient staffing that was either widespread or a pattern, with resulting actual harm to residents, or receiving an immediate jeopardy citation regarding insufficient staffing. Even after receiving an exemption, a facility would still be required to maintain sufficient staff around-the-clock to provide care and monitor resident health.

If finalized, this proposed rule would have a staggered and phased implementation over a period of three years, with the phases differentiated between rural and non-rural facilities. For facilities in urban areas, the final rule's facility assessment requirements would become effective within 60 days of the final rule's publication, with the proposed rule's round-the-clock on-site RN requirement becoming effective two years after the final rule's publication; and the above-referenced minimum staffing of 0.55 HPRD for RNs and 2.45 HPRD for NAs would take effect three years after the final rule's publication. For rural facilities, the final rule's facility assessment requirements would still become effective within 60 days of the final rule's publication but the proposed rule's round-the-clock on-site RN requirement would become effective three years after the final rule's publication, and the above-referenced minimum staffing of 0.55 HPRD for RNs and 2.45 HPRD for NAs would take effect five years after the final rule's publication.

This minimum staffing proposed rule also seeks further information from stakeholders regarding alternative policies for establishing minimum nurse staffing standards. In particular, CMS seeks comment on an alternative total nurse staffing standard of 3.48 HPRD (among other alternatives), which would include minimum individual standards of 0.55 HPRD for RNs and 2.45 HPRD for NAs, in addition to other nurse staffing as needed to attain a total of 3.48 HPRD across all nurse types. CMS also seeks stakeholder comments regarding the benefits and trade-offs of using different standards, evidence, or methodologies used by states that have adopted minimum nursing standards to inform its own standard-setting.

Since the minimum staffing rule was proposed, there have been two bills (one in the House and a companion bill in the Senate), that were introduced that would block the rule from taking effect. The Senate bill has garnered broad bi-partisan support and is endorsed by over 90 organizations. These bills reason that the proposed minimum staffing standard would endanger rural nursing facilities, subjecting them to potential fines and closures for failure to comply and might require them to discharge residents or limit the number of residents they accept in an effort to meeting the requirements of the bill. It is uncertain which if any of these bills will pass and we will ultimately need to comply with the any final rules congress enacts.

## Coronavirus

In March of 2020, in an effort to promote efficient care delivery and to decrease the spread of COVID-19, federal, state and local regulators implemented new regulations and waived, (in some cases temporarily), certain existing regulations, including those discussed below. These new regulations and waivers of the other regulations expired on May 11, 2023.

**Temporary suspension of certain patient coverage criteria and documentation and care requirements** — CMS issued a series of temporary waivers, rules, and guidance, suspending various Medicare patient coverage criteria as it related to the COVID-19 pandemic to ensure patients continued to have adequate access to care, notwithstanding the burdens placed on healthcare providers HHS also waived requirements specific to SNFs. During this time, CMS also suspended and reduced the priority of standard audit activities in order to focus on patient care. While all of these waivers expired with the termination of the PHE on May 11, 2023, others were terminated at various points in 2021 and 2022 during the PHE. Certain rules, such as requirements for COVID-19 reporting, testing, and vaccination remained in place through the end of the PHE.

**Testing requirements** — Beginning in April 2020, authorities in several states in which our independent subsidiaries are located began to mandate widespread COVID-19 testing at all SNFs and assisted living facilities based on guidance from the Centers for Disease Control and Prevention (CDC). During the PHE, CMS issued revised parameters for testing, requiring routine testing of only unvaccinated staff and then further revised its guidance in September of 2022 to specify only symptomatic individuals and their close contacts, (including staff and residents), should be tested for COVID-19. On June 5, 2023, CMS published a final rule containing changes to COVID-19 vaccination, reporting, testing, and other requirements (Omnibus Final Rule), which took effect August 4th, 2023, and ended the COVID-19 testing and reporting requirements for SNFs and assisted living facilities imposed during the PHE. All of the federal, state and local government vaccines mandates have been rescinded since the end of the PHE.

**Changes to Medicaid Reimbursement** — In March of 2020, the Families First Coronavirus Relief Act (FFCRA) provided a 6.2% increase to the Federal Medicaid Assistance Percentage (FMAP) during the PHE. The FFCRA also imposed conditions restricting the disenrollment and standards for re-enrolling Medicaid beneficiaries to promote continuous care of beneficiaries during the PHE. The Consolidated Appropriations Act of 2023 (CAA 2023) amended these Medicaid enrollment protections and increased FMAP funding provided in the FFCRA. In the first quarter of 2023, the FMAP increase CMS provides to the states remained elevated by 6.2%, but this amount decreased to 5% for April through June 2023, 2.5% for July through September 2023, and 1.5% for October through December 2023 before tapering to 0% by the end of 2023. The ultimate amount of Medicaid funding provided from each state varied substantially based on each state's policies.

Under the CAA 2023, states were allowed to begin disenrolling Medicaid beneficiaries and resuming Medicaid eligibility determinations beginning on April 1, 2023 upon satisfying conditions that include reviewing Medicaid beneficiaries' eligibility and have begun doing so. On August 30, 2023, CMS advised all 50 states in a letter to their respective Medicaid administrators to observe federal Medicaid regulations in making these redeterminations, including requirements to make eligibility determinations on an individual basis rather than a per-household basis. CMS has worked with 12 states regarding their respective redetermination and disenrollment processes, and previously paused policy in six states. As a result of this activity, the redetermination and disenrollment period that began on April 1, 2023 has not proceeded as rapidly as some may have expected.

## Medicare

Medicare presently accounts for approximately 27.5% of our skilled nursing services revenue year-to-date, being our second-largest payor. The Medicare program and its reimbursement rates and rules are subject to frequent change. These include statutory and regulatory changes, rate adjustments, administrative or executive orders and government funding restrictions, all of which may materially adversely affect the rates at which Medicare reimburses us for our services. Budget pressures often lead the federal government to reduce or place limits on reimbursement rates under Medicare. Implementation of these and other types of measures has in the past, and could in the future, result in substantial reductions in our revenue and operating margins.

### ***Patient-Driven Payment Model (PDPM)***

The SNF PPS Rule became effective October 1, 2019. The SNF PPS Rule included a new case mix model that focuses on the patient's condition (clinically relevant factors) and resulting care needs, rather than on the volume of care provided, to determine Medicare reimbursement. The case mix model is called the PDPM, which utilizes clinically relevant factors for determining Medicare payment by using diagnosis codes and other patient characteristics as the basis for patient classification. PDPM utilizes five case-mix adjusted payment components: physician therapy, occupational therapy, speech language pathology, nursing and social services and non-therapy ancillary services. It also uses a sixth non-case mix component to cover utilization of SNFs' resources that do not vary depending on resident characteristics. PDPM replaces the existing methodology and is intended to achieve a more value-based, unified post-acute care payment system. For example, PDPM adjusts Medicare payments based on each aspect of a resident's care. Under the SNF PPS PDPM system, the payment to SNFs and nursing homes is based heavily on the patient's condition rather than the specific services provided by each SNF.

### ***Skilled Nursing Facility - Quality Reporting Program (SNF QRP)***

The Improving Medicare Post-Acute Care Transformation Act of 2014 (IMPACT Act) provided data reporting requirements for certain Post-Acute-Care (PAC) providers. If a SNF does not submit required quality data as required by the IMPACT Act, its payment rates are reduced by 2.0% for each such fiscal year, which may result in payment rates for a fiscal year being less than the preceding fiscal year.

The SNF QRP standardized patient assessment data elements. The SNF QRP applies to freestanding SNFs, SNFs affiliated with acute care facilities and all non-critical access hospital swing-bed rural hospitals. These data elements are the subject of frequent change and adjustment. CMS's rulemaking often identifies new data elements to be reported.

In July of 2022, CMS announced revisions to calculating its five-star ratings for the Nursing Home Compare website. Under this new calculation, points are assigned to a SNF based on its performance across six measures: (1) case-mix adjusted total nurse staffing levels (including registered nurses, licensed practical nurses, and nursing aides), measured by hours per resident per day; (2) case-mix adjusted registered nurse staffing levels, measured by hours per resident per day; (3) case-mix adjusted total nurse staffing levels (including registered nurses, licensed practical nurses, and nursing aides), measured by hours per resident day on the weekend; (4) total nurse turnover, defined as the percentage of nursing staff that left the nursing home over a 12-month period; (5) registered nurse turnover, defined as the percentage of registered nursing staff that left the nursing home over a 12-month period; and (6) administrator turnover, defined as the percentage of administrators that left the nursing home over a 12-month period. These six measures will be measured on a quarterly basis.

These six new measures were included in the five-star rating in October 2022. In addition, CMS also implemented a planned increase to the quality measure reporting thresholds, increasing each threshold by one-half of the average improvement of quality measure scores since CMS last set quality measure thresholds. Going forward, CMS plans to implement similar rating threshold increases every six months.

On July 29, 2022, CMS announced the adoption of a process measure for influenza vaccination coverage among healthcare personnel within SNFs. This measure will be determined by the percentage of SNF healthcare personnel who receive an influenza vaccine any time from when it first becomes available through March 31 of the following year. SNFs began submitting this data on October 1, 2022.

On July 31, 2023, CMS published the SNF PPS FY 2024 Final Rule, which included changes to the SNF QRP, including adopting, removing and modifying specific measures. The final rule also includes policy changes and the public reporting of four measures. The final rule adopts the Discharge Function Score (DC Function) measure, which determines the functional condition of residents by examining the proportion of SNF residents who achieve or surpass a projected discharge functionality score. The assessment includes consideration of mobility and self-care, utilizing data from the Minimum Data Set (MDS). The DC Function will replace the current process and is scheduled to go into effect for the FY 2025 SNF QRP.

CMS will adopt two measures for the SNF QRP starting in FY 2026. First, CMS will raise the Data Completion Thresholds for the MDS. SNFs must report required quality measure data and standardized resident assessment data gathered using the MDS for at least 90% of the assessments they submit to CMS. SNFs who fail to meet this requirement will be subject to a 2% reduction on their applicable fiscal year payment starting in FY 2026. Second, CMS will adopt the Patient/Resident COVID-19 Vaccine metric. This metric highlights the number of patient stays in which SNF patients received the COVID-19 vaccine.



The SNF PPS FY 2024 Final Rule also modifies the SNF QRP's Healthcare Professional (HCP) Covid Vaccine Measure. The measure will track the proportion of healthcare staff vaccinated for COVID-19 and have kept their vaccination status current per the CDC recommendations. Previously, SNFs were only obligated to disclose whether their healthcare workers had completed the initial vaccination series for COVID-19. Now, there is an added requirement to report the total count of healthcare employees who have maintained their COVID-19 vaccination status in line with CDC recommendations.

The SNF PPS FY 2024 Final Rule also removed the Application of Functional Assessment/Care Plan measures from the SNF QRP. CMS stated the decision stemmed from two primary reasons: first, the consistently high-performance levels among SNFs make it challenging for CMS to identify significant advancements; and second, the DC Function measure aligns more closely with the preferred functional outcomes for residents.

### ***Medicare Annual Payment Rule***

CMS is required to calculate an annual Medicare market-basket update to the payment rates. On July 31, 2023, CMS issued the SNF PPS FY 2024 Final Rule, which will result in a net increase of 4.0% in Medicare payments to SNFs in fiscal year 2024. This increase results from the 6.4% net market basket update to the payment rates, which is based on a 3.0% SNF market basket increase plus a 3.6% market basket forecast error adjustment, less a 0.2% productivity adjustment and a negative 2.3% adjustment as a result of the recalibrated parity adjustment.

On July 29, 2022, CMS issued a final rule for fiscal year 2023 that increased the Medicare payment rates to aggregate net market basket by 2.7%. The increase results from the 5.1% update to the market basket, which is based on a 3.9% current year market basket increase plus a 1.5% market basket error adjustment, less a 0.3% productivity adjustment and a negative 2.3% adjustment as a result of the recalibrated parity adjustment. The recalibrated parity adjustment is being phased in at a rate of 2.3% per year on both the SNF PPS FY 2024 and FY 2023 Final Rules.

### ***Sequestration of Medicare Rates***

The Budget Control Act of 2011 requires a mandatory, across the board reduction in federal spending, called a sequestration. Medicare FFS claims with dates of service or dates of discharge on or after April 1, 2013 incur a 2.0% reduction in Medicare payments through at least 2023, unless Congress takes further action. Under the CARES Act, there was a temporary suspension of the 2.0% reduction of Medicare claim reimbursements as a result of the COVID-19 pandemic which lasted until June 2022. Under the CAA 2023, a further 4% cut to Medicare spending that would have been required under the Statutory Pay-As-You-Go Act of 2010 (PAYGO) was waived for fiscal years 2023 and 2024. Instead, the CAA 2023 deferred any further Medicare sequestration under PAYGO until fiscal year 2025. The CAA 2023 also offset planned Medicare sequestrations that would have been as high as 4.0% and instead maintained fee schedule cuts of approximately 2%.

### ***Skilled Nursing Facility Value-Based Purchasing (SNF-VBP) Program***

The SNF-VBP Program rewards SNFs with incentive payments based on the quality of care they provide to Medicare beneficiaries, as measured by a hospital readmissions measure. CMS annually adjusts its payment rules for SNFs using the SNF-VBP Program. The program also introduced quality measures to assess how health information is shared and adopted a number of standardized patient assessment data elements that assess factors such as cognitive function and mental status, special services and social determinants of health. CMS uses regulations to specify how it measures the performance for SNFs as well as the data that SNFs are to report to CMS. The deadlines for baseline period quality measure quarterly reporting and performance periods and standards began in the 2023 program year. The final rule for the fiscal year 2023 SNF PPS also provided for SNF-VBP program expansion beyond the use of its single, all-cause hospital readmission measure to determine payment, with the inclusion of measures in fiscal year 2026 for SNF healthcare associated infections requiring hospitalization (SNF HAI) and total nursing hours per resident day measures and in fiscal year 2027, the discharge to community post-acute care measure for SNFs, which assess the rate of successful discharges to the community from a SNF setting.



The SNF PPS FY 2024 Final Rule elected to replace the SNFRM measure with the SNF within-stay (WS) potentially preventable readmission (PPR) measure beginning in the FY 2028 program year. The PPR measure assesses the risk-standardized rate of unplanned and potentially avoidable readmissions during SNF stays for Medicare fee-for-service beneficiaries. The new SNF WS PPR measure refines the original Skilled Nursing Facility 30-Day Potentially Preventable Readmission (SNFPPR) measure, which followed the requirements of the Protecting Access to Medicare Act (PAMA) of 2014. The refinement in the SNF WS PPR measure shifts the observation window from a fixed 30-day post-hospital discharge to the duration of the SNF stay. Moreover, the time gap allowed between the prior inpatient discharge and the SNF admission has been extended from one day to 30 days. These changes, based on feedback from expert panels and a 2015 partnership, better align the measure with the IMPACT Act's provisions and enhance the reliability of tracking preventable readmissions. Additionally, the SNF WS PPR measure's calculations use two years of Medicare claims data to generate a provider-specific risk-standardized readmission rate.

### **Part B Rehabilitation Requirements**

Some of our revenue is paid by the Medicare Part B program under a fee schedule. Part B services are limited with a payment cap by combined speech-language pathology services (SLP), physical therapy (PT) services and a separate annual cap for occupational therapy (OT) services. The Bipartisan Budget Act of 2018 (BBA) establishes coding modifier requirements to obtain payments beyond certain payment thresholds, discussed below and reaffirms the specific \$3,000 claim audit threshold requirements for Medicare Administrative Contractors. For PT and SLP combined the threshold for coding modifier requirements was \$2,230 for CY 2023 with the same threshold for OT services. The KX modifier is added to medical claims to indicate the providing clinician attests that the services corresponding to that claim were medically necessary and that the justification for those services is contained within the patient's medical records. This modifier is intended for use where the services will exceed the threshold for those services set by the BBA and updated by annual fee schedule rules, yet are still appropriate and medically necessary, and thus should be compensated by Medicare.

Consistent with CMS's "Patients over Paperwork" initiative, the agency has also been moving toward eliminating burdensome claims-based functional reporting requirements. Beginning in 2021, CMS rescinded 21 problematic National Correct Coding Initiative edits impacting outpatient therapy services, including services furnished under Medicare Part B primarily related to PT and OT services, removing a coding burden caused by requirements for additional documentation and claim modifier coding.

Additionally, the Multiple Procedure Payment Reduction (MPPR) continues at a 50% reduction, which is applied to therapy procedures by reducing payments for practice expense of the second and subsequent procedures when services provided beyond one unit of one procedure are provided on the same day. The implementation of MPPR includes (1) facilities that provide Medicare Part B speech-language pathology, occupational therapy and physical therapy services and bill under the same provider number; and (2) providers in private practice, including speech-language pathologists, who perform and bill for multiple services in a single day.

Through the end of coverage year 2024, certain of our Part B services provided through telehealth will still qualify for Medicare reimbursement based on flexibility first provided under the Emergency Waivers, which added physical therapy, occupational therapy and speech-language pathology to the list of approved telehealth Providers for the Medicare Part B programs provided by a SNF. During the PHE, CMS added certain PT and OT services to the list of Medicare-covered telehealth services on a temporary basis, some of which were made permanent for use and new codes were added for PT, OT, or SLP telehealth services—including some "sometimes therapy" codes that were not subject to MPPR. The CAA 2023 extended certain, but not all, telehealth flexibilities until December 31, 2024, allowing certain telehealth flexibilities to continue after the PHE's expiration.

On November 2, 2023, CMS published the CY 2024 Physician Fee Schedule (CY 2024 PFS Final Rule), which changes Medicare payments under the Physician Fee Schedule (PFS) and other Medicare Part B components. The CY 2024 PFS Final Rule contains a conversion factor of \$32.74, which is a decrease of \$1.15 from the calendar year 2023 PFS conversion factor of \$33.89. This CY 2024 conversion factor is 3.4% lower than the CY 2023 conversion factor. Under the CY 2024 PFS Final Rule, overall payment rates for Medicare Part B services are to be reduced by 1.25% compared to calendar year 2023.

The CY 2024 PFS Final Rule contains provisions to make payments when physicians and certain non-physician practitioners, such as physician assistants, nurse practitioners, physical therapists, occupational therapists and clinical psychologists, involve caregivers in implementing an individualized plan of treatment or therapy. These provisions incentivize the training of caregivers and provide additional funds to offset the costs of training these caregivers through participation in licensed healthcare providers' course of care for patients and residents. For PT and SLP combined, the threshold for coding modifier requirements increases to \$2,330 for CY 2024 with the same threshold for OT services. The KX modifier is added to medical claims to indicate the providing clinician attests that the services corresponding to that claim were medically necessary and that the justification for those services is contained within the patient's medical records. A new Caregiver Education Code has been made available to therapists providing face-to-face education to patient caregivers.

The CY 2024 PFS Final Rule will allow for general supervision of therapy assistants by PTs and OTs for remote therapeutic monitoring (RTM) services. This change may affect the rate of reimbursement for PT and OT services in the future and may affect the desirability and utilization of physical therapy assistants and occupational therapy assistants for certain patient services. Additionally, the CY 2024 PFS Final rule adds certain health and well-being coaching services that Medicare will reimburse on a temporary basis for CY 2024. The final rule also adds risk assessments for social determinants of health to the list of telehealth services Medicare will reimburse on a permanent basis.

#### ***Programs of All-Inclusive Care for the Elderly***

The requirements under the Programs of All-Inclusive Care for the Elderly (PACE) provide greater operational flexibility and update information under the Medicare and Medicaid programs, including leniency in compliance with program requirements during and after a 3-year trial period and relieving restrictions placed on the team that assesses and provides for the needs of each PACE participant. Further, non-physician primary care providers can provide certain services in place of primary care physicians. On February 1, 2023, CMS issued its final rule, which takes effect on April 3, 2023, requiring the collection of data by Medicare Advantage organizations and their service providers and the submission of data to CMS for risk adjustment data validation (RADV) audits. The purpose of these RADV audits is to maintain the accuracy of risk-adjusted payments made to Medicare Advantage organizations.

#### ***Decisions Regarding Skilled Nursing Facility Payment***

Reimbursement rates and rules are subject to frequent change that historically, have had a significant effect on our revenue. The federal government and state governments continue to focus on efforts to curb spending on healthcare programs such as Medicare and Medicaid. We are not able to predict the outcome of the legislative process. We also cannot predict the extent to which proposals will be adopted or, if adopted and implemented, what effect, if any, such proposals and existing new legislation will have on us. Efforts to impose reduced allowances, greater discounts and more stringent cost controls by government and other payors are expected to continue and could adversely affect our business, financial condition and results of operations.

These include statutory and regulatory changes, rate adjustments (including retroactive adjustments), administrative or executive orders and government funding restrictions influenced by budgetary or political pressures, may materially adversely affect the rates at which Medicare reimburses us for our services. Implementation of these and other types of measures has in the past, and could in the future, result in substantial reductions in our revenue and operating margins. For a discussion of historic adjustments and recent changes to the Medicare program and other reimbursement rates, see Part I, Item 1A *Risk Factors* under the headings Risks Related to Our Business and Industry.

#### ***Patient Protection and Affordable Care Act***

Various healthcare reform provisions became law upon enactment of the ACA. The reforms contained in the ACA have affected our independent subsidiaries in some manner and are directed in large part at increased quality and cost reductions. Several of the reforms are very significant and could ultimately change the nature of our services, the methods of payment for our services and the underlying regulatory environment.

The Inflation Reduction Act of 2022 (IRA), which continued and expanded certain provisions of the ACA, extended the premium subsidies paid by the federal government, until the end of 2024, resulting in subsidies being available to offset or reduce the costs of private health insurance policies for qualifying individuals. This may aid older patients in obtaining or keeping their health insurance in order to pay for long-term care services. The CAA 2023 revised the funds available to fund Medicare in 2023 and deferred the PAYGO sequestration of Medicare expenses.

The 2024 presidential election may significantly alter the current regulatory framework and impact our business and the health care industry, including any further extensions or expansions of certain ACA provisions, namely recent rulemaking activity regarding ACA Section 1557's anti-discrimination provisions. We continually monitor these developments so we can respond to the changing regulatory environment impacting our business.

### **Requirements of Participation**

CMS has requirements that providers, including SNFs, must meet in order to participate in the Medicare and Medicaid Programs. Some of these requirements can be burdensome and costly.

One such requirement of participation in the Medicare and Medicaid programs involves limitations around the use of pre-dispute, binding arbitration agreements by SNFs. CMS has issued guidance and direction around arbitration that must be satisfied for any agreement to be enforceable and which may result in adverse consequences for our business if not followed. Congress has routinely introduced, but not passed, legislation addressing the issue of arbitration agreements used by SNFs. While legislative action is possible in the future, federal regulations and state/federal laws remain our primary source of authority over the use of pre-dispute binding arbitration agreements.

On June 29, 2022, CMS announced updated guidance for Phase 2 and 3 of the Requirements of Participation. CMS distributed these updates to surveyors and state agencies in order to, among other things, enhance responses to resident complaints and reported incidents. This guidance focuses on the following topics: (1) resident abuse and neglect (including reporting of abuse); (2) admission, transfer and discharge; (3) mental health and substance abuse disorders; (4) nurse staffing and reporting of payroll to evaluate staffing sufficiency; (5) residents' rights (including visitation); (6) potential inaccurate diagnoses or assessments; (7) prescription and use of pharmaceuticals, including psychotropics and drugs that act like psychotropics; (8) infection prevention and control; (9) arbitration of disputes between facilities and residents; (10) psychosocial outcomes and related severity; and (11) the timeliness and completion of state investigations to improve consistency in the application of standards among various states.

On July 29, 2022, CMS updated the Medicare Requirements of Participation for SNFs, which includes the modification of requirements associated with a facility's physical environment to minimize unnecessary renovation expenses in order to avoid closure of SNFs due to the related expense. CMS "grandfathered" certain facilities and will allow SNFs that were participating in Medicare before July 5, 2016 and that previously used the Fire Safety Evaluation System (FSES) to continue using the 2001 FSES mandatory values when determining compliance with applicable standards. CMS also updated the Requirements of Participation to revise existing qualification requirements for directors of food and nutrition services in SNFs, while "grandfathering" in directors with two or more years of experience and certain minimum training in food safety so they may continue in that role without satisfying further educational requirements.

On February 17, 2023, CMS revised the survey resources that CMS and state surveyors use in evaluating SNFs' compliance with federal Requirements for Participation. This revision incorporated the recent changes to CMS' focused infection control survey item, which CMS had removed in favor of standard infection control survey measures. These changes were made to the most recent revision of long-term care facility survey documents that CMS had last revised in October of 2022. These updates provided more information for state surveyors to utilize when evaluating SNFs' compliance with the Medicare Requirements of Participation, as well as included guidance for facilities on operationalizing compliance with these requirements based on how surveyors would measure and evaluate facility performance.

### **Civil and Criminal Fraud and Abuse Laws and Enforcement**

Various complex federal and state laws exist which govern a wide array of referrals, relationships and arrangements, and prohibit fraud by healthcare providers. Governmental agencies are devoting increasing attention and resources to such anti-fraud efforts. The Balanced Budget Act of 1997 expanded the penalties for healthcare fraud. Additionally, the government or those acting on its behalf may bring an action under the FCA, alleging that a healthcare provider has defrauded the government by submitting a claim for items or services not rendered as claimed, which may include coding errors, billing for services not provided and submitting false or erroneous cost reports. The FCA clarifies that if an item or service is provided in violation of the AKS, the claim submitted for those items or services is a false claim that may be prosecuted under the FCA as a false claim. Under the qui tam or "whistleblower" provisions of the FCA, a private individual with knowledge of fraud may bring a claim on behalf of the federal government and receive a percentage of the federal government's recovery. The Biden-Harris Administration has also signaled an increasing focus on nursing home performance and the reimbursement nursing homes receive from federal healthcare payment programs. Many states also have a false claim prohibition that mirrors or closely tracks the federal FCA.

Federal law also provides that the OIG has the authority to exclude individuals and entities from federally funded health care programs on a number of grounds, including, but not limited to, certain types of criminal offenses, licensure revocations or suspensions and exclusion from state or other federal healthcare programs. CMS can recover overpayments from health care providers up to six years following the year in which payment was made.

In 2021, the OIG released the result of an audit finding that Medicare overpaid millions of dollars for chronic care management (CCM) services. The OIG's 2021 report found that in calendar years 2017 and 2018, Medicare overpaid millions of dollars in CCM claims. In 2022, the OIG released an audit revealing that CMS had not collected \$226 million, or 45%, of identified overpayments within that period, potentially affecting SNFs. These investigatory actions by OIG demonstrate its increased scrutiny into post-hospital SNF care provided to beneficiaries and may encourage additional oversight or stricter compliance standards. In 2023, representatives of the DOJ speaking at certain industry events, including the American Health Law Association's Fraud and Compliance Forum, have indicated that its healthcare enforcement trends would emphasize opioid prescribing, Medicare Advantage and managed care plan fraud, and COVID-19 related fraud, including under various relief programs available during and in conjunction with the pandemic. In November of 2023, OIG added to its work plan an audit of nursing homes' nurse staffing hours reported in CMS's payroll-based journal, for which OIG expects to issue a report in FY 2025. In addition, the OIG identified the following areas as its "key goals" for oversight: (1) protecting residents from fraud, abuse, neglect, and promoting quality of care; (2) promoting emergency preparedness and emergency response efforts; (3) strengthening frontline oversight; and (4) supporting federal monitoring of nursing homes to mitigate risks to residents.

Our business model, like those of some other for-profit operators, is based in part on seeking out higher acuity patients whom we believe are generally more profitable. Over time our overall patient mix has consistently shifted to higher acuity in most facilities we operate. We also use specialized care-delivery software that assists our caregivers in more accurately capturing and recording services in order to, among other things, increase reimbursement to levels appropriate for the care actually delivered. These efforts may place us under greater scrutiny with the OIG, CMS, our fiscal intermediaries, recovery audit contractors and others.

### ***Federal Healthcare Reform***

***Five-Star Quality Reporting Metrics*** — The Quality Payment Program (QPP) was created under the Medicare Access and Children's Health Insurance Program (CHIP) Reauthorization Act of 2015. This program was based on the Merit-based Incentive Payment System (MIPS) or the use of Alternative Payment Models (APM), which relied on quality data CMS gathered and evaluated using the Five-Star Quality Rating system, which includes a rating of one to five in various categories. These categories include (but are not limited to) the results of surveys conducted by state inspectors, other health inspection outcomes, staffing, spending, readmissions and stay durations; the data collected and its weighting in determining a rating on a scale of one to five stars is subject to periodic and ongoing revision, re-balancing and adjustment by CMS to reflect market conditions and CMS's priorities in patient care. Since 2020, CMS's measurement of the data reported by providers, including SNFs, has become more competitive and resulted in a reduction of four- and five-star rankings available under CMS's Five-Star Quality Rating system.

The Five-Star Quality reporting system for nursing homes is displayed on CMS's consumer-based Nursing Home Compare website, along with a consumer alert icon next to nursing homes that have been cited for incidents of abuse, neglect, or exploitation on the Nursing Home Compare website. The Nursing Home Compare website is updated monthly with CMS's refresh of survey inspection results on that website. Additionally, in April of 2022, the Nursing Home Compare website began publishing the ownership information for Medicare-enrolled nursing facilities based on disclosures made to CMS from 2016 through 2022 due to mergers, acquisitions, or other changes in ownership, to allow for the identification of common ownership of nursing facilities. In addition, the Five Star Quality Ratings incorporated staffing data such as staff tenure and SNF weekend staffing beginning with the October 2022 refresh of the Nursing Home Compare website.

Based on the Nursing Home Five-Star Quality Rating System's Technical Users' Guide updated in 2023, CMS will be auditing schizophrenia coding within the MDS reported to CMS, with adjustments to quality ratings based on any inaccuracies in this schizophrenia-related data. Additionally, the outcome of citations that a facility has informally disputed will only be included in the calculation of a facility's star rating once the dispute is completed and the underlying survey considered final. CMS also revised the nursing-home level exclusion criteria used on the administrator turnover measure, adding information regarding its calculation of the staff turnover measure and publishing an updated ratings table, which identifies the points needed for each nursing facility to obtain certain star ratings within its state. Importantly, the new guidelines limit only 10% of nursing facilities can receive a five-star rating in the state where it operates.

In September 2023, CMS announced that it will update the staffing level case-mix adjustment methodology and freeze four of the quality measures used in the Nursing Home Five-Star Quality Rating System beginning with the April 2024 refresh of the Nursing Home Compare website's data. This freeze is implemented to accommodate changes to the MDS so that information that will be added to the MDS can be gathered. For three months, until the July 2024 refresh of the Nursing Home Compare website rankings, CMS will freeze the staffing level measures for all SNFs. Beginning with the July 2024 refresh, CMS will change the staffing case-mix adjustment methodology to a model based on PDPM, which is discussed above. The Nursing Home Compare website will then begin posting staffing level measures that use this PDPM methodology. To incentivize SNFs to submit accurate staffing data, CMS will revise the staffing methodology to penalize SNFs that fail to submit staffing data, or submit erroneous data, by awarding them the lowest possible score for those measures beginning in April of 2024.

**State Legislation Concerning Nursing Home Supervision** — California passed into law a bill which changes the limitations, or “caps,” on non-economic damages that can be awarded in medical negligence cases filed against healthcare providers (including skilled nursing and long-term care facilities). Beginning on January 1, 2023, non-economic damages (i.e., pain and suffering) available to plaintiffs suing healthcare providers in medical malpractice and professional negligence cases increased from \$0.25 million to \$0.35 million, and will then increase over the following ten years up to a \$0.75 million cap. Once the limit reaches \$0.75 million, a 2% annual inflationary adjustment will attach beginning on January 1, 2034. In wrongful death cases that arise from claims of medical malpractice and professional negligence, the cap on non-economic damages increased from \$0.25 million to \$0.50 million on January 1, 2023, and increase every year thereafter for ten years until the cap on non-economic damages in such cases is \$1.0 million; thereafter, this cap will also be subject to an annual 2% increase. The caps are separate as to each claim, meaning that there is one cap for negligence and one cap for wrongful death. The new limits on non-economic damages apply prospectively to lawsuits filed on and after January 1, 2023.

On September 27, 2022, California's Governor signed into law the Skilled Nursing Facility Ownership and Management Reform Act of 2022. This law increases the oversight authority of the California Department of Public Health, and changes several provisions regarding SNF licensing in the State of California. This includes eliminating previous regulatory provisions that permitted SNFs to operate in advance of receiving their formal license from the State. This law also requires SNF license applicants to disclose additional information in connection with a license application and evaluates more data regarding the applicant's prior operations, including prior citations, CMS sanctions and legal proceedings against the applicant or other facilities owned or managed by the applicant before issuing a license.

**United States Supreme Court Decisions** — On June 8, 2023, the United States Supreme Court issued its opinion in *Health and Hospital Corporation of Marion County, Indiana (HHC) v. Talevski*, which pertained to claims of mistreatment in a nursing home. The nursing home was publicly owned by the government county where it operated, rather than privately owned. The question before the Supreme Court was whether the Nursing Home Reform Act, passed as part of the Omnibus Budget Reconciliation Act of 1987, gave Talevski the right to sue HHC for a violation of his civil rights under 42 U.S.C. § 1983, a specific statute that allows for claims against persons who act for and on behalf of any government entity. The Supreme Court held that Talevski's civil rights claim against HHC could proceed. While the facts of this case are of limited precedential value to our independent subsidiaries, which are not owned by and do not act on behalf of any government entity, this decision may draw wider public interest into claims against SNFs and assisted living facilities generally.

### Monitoring Compliance in Our Facilities

Governmental agencies and other authorities periodically inspect our independent subsidiaries to assess compliance with various standards, rules and regulations, with potential fines, sanctions and other penalties for noncompliance. Unannounced surveys or inspections generally occur at least annually and may also follow a government agency's receipt of a complaint about a facility. Facilities must pass these inspections to maintain licensure under state law, to obtain or maintain certification under the Medicare and Medicaid programs, to continue participation in the Veterans Administration program at some facilities, and to comply with provider contracts with managed care clients at many facilities. From time to time, our independent subsidiaries, like others in the healthcare industry, may receive notices from federal and state regulatory agencies of an alleged failure to substantially comply with applicable standards, rules or regulations. These notices may require corrective action, may impose civil monetary penalties for noncompliance, and may threaten or impose other operating restrictions on SNFs such as admission holds, provisional skilled nursing license, or increased staffing requirements. If our independent subsidiaries fail to comply with these directives or otherwise fail to comply substantially with licensure and certification laws, rules and regulations, the facility could lose its certification as a Medicare or Medicaid provider, or lose its license permitting operation in the State.

Facilities with otherwise acceptable regulatory histories generally are given an opportunity to correct deficiencies and continue their participation in the Medicare and Medicaid programs by a certain date, usually within six months of inspection; however, although where denial of payment remedies are asserted, such interim remedies go into effect much sooner. Facilities with deficiencies that immediately jeopardize patient health and safety and those that are classified as poor performing facilities, however, may not be given an opportunity to correct their deficiencies prior to the imposition of remedies and other enforcement actions. Moreover, facilities with poor regulatory histories continue to be classified by CMS as poor performing facilities notwithstanding any intervening change in ownership, unless the new owner obtains a new Medicare provider agreement instead of assuming the facility's existing agreement. However, new owners nearly always assume the existing Medicare provider agreement due to the difficulty and time delays generally associated with obtaining new Medicare certifications, especially in previously certified locations with sub-par operating histories. Accordingly, facilities that have poor regulatory histories before acquisition by our independent subsidiaries and that develop new deficiencies after acquisition are more likely to have sanctions imposed upon them by CMS or state regulators.

In addition, CMS has increased its focus on facilities with a history of serious or sustained quality of care problems through the special focus facility (SFF) initiative. SFFs receive heightened scrutiny and more frequent regulatory surveys. Failure to improve the quality of care can result in fines and termination from participation in Medicare and Medicaid. A facility "graduates" from the program once it demonstrates significant improvements in quality of care that are continued over a defined period of time.

On October 21, 2022, CMS issued a Memorandum identifying the changes it intends to make in connection with the oversight of those facilities that fall under the SFF Program, including increased penalties for SFFs that fail to improve their performance upon further inspection by CMS, increasing the standards SFFs must meet to graduate from the SFF program, maintaining heightened oversight of any SFF for a period of three years after it graduates and increasing the technical assistance CMS provides to SFFs.

Sanctions such as denial of payment for new admissions often are scheduled to go into effect before surveyors return to verify compliance. Generally, if the surveyors confirm that the facility is in compliance upon their return, the sanctions never take effect. However, if they determine that the facility is not in compliance, the denial of payment goes into effect retroactive to the date given in the original notice, leaving operators with the task of deciding whether to continue accepting patients after the potential denial of payment date--risking the retroactive denial of revenue. Some of our independent subsidiaries have been or will be in denial of payment status due to findings of continued regulatory deficiencies, resulting in an actual loss of revenue associated with patients admitted after the denial of payment date. Additional sanctions could ensue and, if imposed, could include various remedies up to and including decertification.

CMS has undertaken several initiatives to increase or intensify Medicaid and Medicare survey and enforcement activities, including federal oversight of state surveyors. CMS is taking steps to focus more survey and enforcement efforts on facilities with findings of substandard care or repeat violations of Medicaid and Medicare standards and to identify multi-facility providers with patterns of noncompliance. CMS is also increasing its oversight of state survey agencies and requiring state agencies to use enforcement sanctions and remedies more promptly when substandard care or repeat violations are identified, to investigate complaints more promptly, and to survey facilities more consistently.

### ***Regulations Regarding Financial Arrangements***

We are also subject to federal and state laws that regulate financial arrangement by and between healthcare providers, such as the federal and state anti-kickback laws, the Stark laws, and various state anti-referral laws.

The Social Security Act prohibits the knowing and willful offer, payment, solicitation, or receipt of any remuneration, directly or indirectly, overtly or covertly, in cash or in kind, to induce the referral of an individual, in return for recommending, or to arrange for, the referral of an individual for any item or service payable under any federal healthcare program, including Medicare or Medicaid. The OIG has issued regulations that create "safe harbors" for certain conduct and business relationships that are deemed protected under the Social Security Act. In order to receive safe harbor protection, all of the requirements of a safe harbor must be met. The fact that a given business arrangement does not fall within one of these safe harbors does not render the arrangement per se illegal. Business arrangements of healthcare service providers that fail to satisfy the applicable safe harbor criteria, if investigated, will be evaluated on a case-by-case basis based upon all facts and circumstances and risk increased scrutiny and possible sanctions by enforcement authorities.

Violations of the Social Security Act can result in inflation-adjusted criminal penalties of more than \$0.1 million and ten years imprisonment. It can also result in inflation-adjusted civil monetary penalties of more than \$0.1 million per violation and an assessment of up to three times the total amount of remuneration offered, paid, solicited, or received. It may also result in an individual's or organization's exclusion from future participation in federal healthcare programs. State Medicaid programs are required to enact an anti-kickback statute. Many states in which our independent subsidiaries operate have adopted or are considering similar legislative proposals, some of which extend beyond that state's Medicaid program, to prohibit the payment or receipt of remuneration for the referral of patients regardless of the source of payment for the care.

Additionally, the "Stark Law" of the Social Security Act provides that a physician may not refer a Medicare or Medicaid patient for a "designated health service" to an entity with which the physician or an immediate family member has a financial relationship unless the financial arrangement meets an exception under the Stark Law or its regulations. Designated health services include, in relevant part, inpatient and outpatient hospital services, PT, OT, SLP, durable medical equipment, prosthetics, orthotics and supplies, diagnostic imaging, and home health services. Under the Stark Law, a "financial relationship" is defined as an ownership or investment interest or a compensation arrangement. If such a financial relationship exists and does not meet a Stark Law exception, the entity is disallowed from seeking payment under the Medicare or Medicaid programs or from collecting from the patient or other payor. Statutory and regulatory exceptions and exemptions to this exist and have specific rules that must be followed to qualify for such exception or exemption. Any funds collected for an item or service resulting from a referral that violates the Stark Law are not eligible for payment by federal healthcare programs and must be repaid. Violations of the Stark Law may result in the imposition of civil monetary penalties, including, treble damages. Individuals and organizations may also be excluded from participation in federal healthcare programs for Stark Law violations. Many states have enacted healthcare provider referral laws that go beyond physician self-referrals or apply to a greater range of services than just the designated health services under the Stark Law.

### ***Regulations Regarding Patient Record Confidentiality***

Health care providers are also subject to laws and regulations enacted to protect the confidentiality of patient health information and patients' right to access such information. For example, HHS has issued rules pursuant to HIPAA, including the Health Information Technology for Economic and Clinical Health (HITECH) Act which governs our use and disclosure of protected health information of patients. We and our independent subsidiaries have established policies and procedures to comply with HIPAA privacy and security requirements and our independent subsidiaries have adopted and implemented HIPAA compliance plans, which we believe comply with the HIPAA privacy and security regulations, which impose significant costs for ongoing compliance activities.

There are numerous other laws and legislative and regulatory initiatives at the federal and state levels addressing privacy and security concerns. Our independent subsidiaries are also subject to any federal or state privacy-related laws that are more restrictive than the privacy regulations issued under HIPAA.

On January 17, 2024, CMS published the CMS Interoperability and Prior Authorization Final Rule (Interoperability Final Rule), which affects the data standards and application programming interfaces (APIs) used by entities that are payors for our services, including but not limited to Medicare Advantage organizations, Medicaid fee-for-service providers, and managed care organizations. This new rule requires these payor entities to adopt new patient access APIs beginning January 1, 2026, and to complete implementation of both patient and provider access APIs by January 1, 2027, to facilitate the sharing of payor information with payors and providers. While the purpose of this final rule is predominantly oriented to sharing information in the clinical setting and expediting the exchange of prior authorization data, this new rule may have implications for our business and how information is shared among our independent subsidiaries that participate in these programs, the payors, residents, and residents' families involved in their care.

### ***Antitrust Laws***

We are also subject to federal and state antitrust laws. Enforcement of the antitrust laws against healthcare providers is common, and antitrust liability may arise in a wide variety of circumstances, including third party contracting, physician relations, joint venture, merger, affiliation and acquisition activities. On February 3, 2023, the DOJ's Antitrust Division withdrew its support for three policies that had been jointly created by the DOJ and the Federal Trade Commission (FTC) in 1993, 1996, and 2011, announcing instead, without providing further alternative guidance, that the DOJ would take a case-by-case enforcement approach to evaluate conduct in the healthcare industry, citing that the previous policies were outdated and overly permissive. Similarly, on July 14, 2023, the FTC withdrew two antitrust policy statements related to enforcement in healthcare markets. Moving forward, the FTC will evaluate mergers and conduct in healthcare markets on a case-by-case basis using principles of antitrust enforcement and competition policy.



On July 19, 2023, the DOJ and FTC released a draft joint statement of antitrust policy that outlines 13 guidelines to be used when determining if a merger is unlawfully anticompetitive under antitrust laws. These guidelines cover various aspects of antitrust enforcement relevant to SNF and senior living facilities, such as market concentration, competition between firms, risk of coordination, elimination of potential entrants, control of products or services, vertical mergers, dominant positions, trends toward concentration, series of multiple acquisitions, multi-sided platforms, competing buyers, partial ownership or minority interests and overall impact on competition. The draft joint statement also includes detailed sections on the application of the guidelines, defining relevant markets and approaches to rebuttal evidence. These proposed statements are not exhaustive and the DOJ and FTC may focus on one or multiple guidelines depending on the specific circumstances of each merger. These proposed general statements of antitrust policy, once finalized, may be a prelude to a new joint statement of healthcare antitrust policy of the DOJ and FTC, with the agencies' finalized general statements providing insight into whether healthcare-specific statements will be issued. This development and potential new guidance regarding DOJ and FTC antitrust policy increases risk and uncertainty regarding transactions that may be subject to criminal and civil enforcement by federal and state agencies, as well as by private litigants.

### ***Americans with Disabilities Act***

Our independent subsidiaries must also comply with the ADA, and similar state and local laws to the extent that the facilities are "public accommodations" as defined in those laws. The obligation to comply with the ADA and other similar laws is an ongoing obligation, and the independent subsidiaries continue to assess their facilities relative to ADA compliance and make appropriate modifications as needed.

### ***Civil Rights***

On January 25, 2024, the Office for Civil Rights (OCR) for HHS issued guidance to hospitals and long-term care facilities, emphasizing their obligation under CMS regulations to ensure non-discriminatory visitation policies, especially during public health emergencies. This guidance, part of the U.S. National Strategy to Counter Antisemitism, clarifies that these facilities cannot discriminate based on religion or other classes or characteristics protected against discrimination under federal civil rights laws. The guidance includes examples where non-compliance occurred, such as unequal treatment based on religious affiliation or dietary restrictions, and stricter screening processes for certain religious groups. OCR offers assistance to facilities to obtain compliance with these standards and encourages residents and other affected individuals to file complaints with OCR for potential administrative or civil action in cases of civil rights violations.

### ***Real Estate Investment Trust (REIT) Qualification***

We elected for Standard Bearer to be taxed as a REIT for U.S. federal income tax purposes beginning with its taxable year ended December 31, 2022. Standard Bearer's qualification as a REIT will depend upon its ability to meet, on a continuing basis, various complex requirements under the Internal Revenue Code, relating to, among other things, the sources of its gross income, the composition and value of its assets, distribution levels to its shareholders and the concentration of ownership of its capital stock. We believe that Standard Bearer is organized in conformity with the requirements for qualification and taxation as a REIT under the Code and that its manner of operation has and will enable it to continue to meet the requirements for qualification and taxation as a REIT.

### **REGULATIONS SPECIFIC TO SENIOR LIVING COMMUNITIES AND ANCILLARY SERVICES**

As previously mentioned, senior living services revenue (approximately 2.0% of total revenue) is primarily derived from private pay residents, with a small portion of senior living revenue derived from Medicaid funds. Thus, some of the regulations discussed above applicable to Medicaid providers, also apply to senior living.

A majority of states provide, or are approved to provide, Medicaid payments for personal care and medical services to some residents in licensed senior living communities. As rates paid to senior living community operators are generally lower than rates paid to SNF operators, some states use Medicaid funding of senior living services as a means of lowering the cost of services for residents who may not need the higher level of health services provided in SNFs. States that administer Medicaid programs for services in senior living communities are responsible for monitoring the participating communities and, as a result of the growth of senior living in recent years, these states have adopted licensing standards applicable to senior living communities.



CMS has continued to commence a series of actions to increase its oversight of state quality assurance programs for senior living communities and has provided guidance and technical assistance to states to improve their ability to monitor and improve the quality of services paid through Medicaid waiver programs. CMS is encouraging state Medicaid programs to expand their use of home and community-based services as alternatives to facility-based services, pursuant to provisions of the ACA, and other authorities, through the use of several programs.

The types of laws and statutes affecting the regulatory landscape of the post-acute industry continue to expand and the pressure to enforce those laws by federal and state authorities continues to grow as well. In order to operate our businesses, we and our independent subsidiaries must comply with federal, state and local laws from healthcare including provisions regarding patient safety, staffing, and prescription drugs to environmental issues. Changes in the law or new interpretations of existing laws may have an adverse impact on our methods and costs of doing business.

## ENVIRONMENTAL MATTERS

We strive to reduce our environmental impact through initiatives to modernize our facilities, conserve water, optimize waste, work towards a paperless office and partner with green vendors. Our ongoing and planned facility modernization initiatives include solar projects, heating, ventilation and air condition (HVAC) upgrades, water systems updates, lighting retrofits and utility upgrades. Additionally, we track and evaluate the utilities used by our facilities to drive our initiatives. For the year ended December 31, 2023, we spent \$106.2 million on purchases of property improvements and equipment which included facility modernization initiatives.

### ***Risk Management and Strategy***

We identify and assess environmental risk to the organization by:

- Conducting assessments of transition risks, which are risks related to the transition to a lower-carbon economy, and physical risks, which are risks related to the physical impacts of climate change.
- Identifying climate-related opportunities, which includes programs to reduce electricity usage and carbon emissions at our independent subsidiaries.
- Identifying the potential financial impact of transition risks, physical risks and climate-related opportunities.
- Developing and implementing our strategy, which focuses on monitoring environmental policy and on-going developments, ensuring community resiliency, evaluating usage of energy management systems and tools, building operational and emergency response systems, performing hazard vulnerability assessments and tracking and responding to developing natural disasters.

### ***Governance***

Ensign's environmental management team (EMT) is part of our ESG Committee. The EMT is led by the Service Center's leadership team members including Construction and Asset Development as well as its Executive Management. The EMT is responsible for:

- Implementation and continuous execution of our environment management system and policy.
- Development of the Company's environmental management policy.
- Identification of climate related risks under the Task Force on Climate-Related Financial Disclosures framework.
- Providing structure and support to our independent subsidiaries that are led by local operators to make decisions on their capital expenditure projects at their facilities. The team advises our local field operators on best practices and identifies opportunities for them to assess priorities of projects that may be chosen to be executed.
- Overseeing environmental programs which include the evaluation and installation of LED lighting, solar panel, improved doors and insulation, automated HVAC controls and thermal efficiency projects related to micro-turbine, demand control ventilation.
- Development of target goals for reduction of carbon emissions, savings and ENERGY STAR scores.
- Tracking and monitoring of currently available environmental metrics such as utility usage and development of an energy management system that tracks greenhouse gas emissions and more.
- Preparing for applicable environmental audits in the future.

Our business is subject to a variety of federal, state and local environmental laws and regulations. As a healthcare provider, we face regulatory requirements in areas of air and water quality control, medical and low-level radioactive waste management and disposal, asbestos management, response to mold and lead-based paint in our facilities and employee safety.

As an owner or operator of our facilities, we also may be required to investigate and remediate hazardous substances that are located on and/or under the property, including any such substances that may have migrated off, or may have been discharged or transported from the property. Part of our operations involves the handling, use, storage, transportation, disposal and discharge of medical, biological, infectious, toxic, flammable and other hazardous materials, wastes, pollutants or contaminants. In addition, we are sometimes unable to determine with certainty whether prior uses of our facilities and properties or surrounding properties may have produced continuing environmental contamination or noncompliance, particularly where the timing or cost of making such determinations is not deemed cost-effective. These activities, as well as the possible presence of such materials in, on and under our properties, may result in damage to individuals, property or the environment; may interrupt operations or increase costs; may result in legal liability, damages, injunctions or fines; may result in investigations, administrative proceedings, penalties or other governmental agency actions; and may not be covered by insurance.

We believe that we are in material compliance with applicable environmental and occupational health and safety requirements. However, we cannot assure you that we will not encounter liabilities with respect to these regulations in the future, and such liabilities may result in material adverse consequences to our operations or financial condition.

#### **AVAILABLE INFORMATION**

We are subject to the reporting requirements under the Securities Exchange Act of 1934, as amended (the Exchange Act). Consequently, we are required to file reports and information with the Securities and Exchange Commission (SEC), including reports on the following forms: annual reports on Form 10-K, quarterly reports on Form 10-Q, current reports on Form 8-K, and amendments to those reports filed or furnished pursuant to Section 13(a) or 15(d) of the Exchange Act. These reports, proxy and information statements and other information concerning our company may be accessed through the SEC's website at <http://www.sec.gov>.

You may also find on our website at [www.ensigngroup.net](http://www.ensigngroup.net), electronic copies of our annual reports on Form 10-K, quarterly reports on Form 10-Q, current reports on Form 8-K and amendments to those reports filed or furnished pursuant to Section 13(a) or 15(d) of the Exchange Act. Such filings are placed on our website as soon as reasonably possible after they are filed with the SEC. All such filings are available free of charge. The information contained in, or that can be accessed through, our website does not constitute a part of this Annual Report on Form 10-K.

## Item 1A. RISK FACTORS

We are providing the following summary of the risk factors contained in our Form 10-K to enhance the readability and accessibility of our risk factor disclosures. We encourage our stockholders to carefully review the risk factors contained in this Form 10-K in their entirety for additional information regarding the risks and uncertainties that could cause our actual results to vary materially from recent results or from our anticipated future results.

### *Risks Related to our Business and Industry*

- The rules of Medicare and Medicaid, including reductions of reimbursement rates, changes to spending requirements, data reporting, measurement and evaluation standards could have a material, adverse effect on our revenues, financial condition and results of operations.
- Reforms to the U.S. healthcare system, including new regulations under the ACA, new transparency and disclosure requirements, potential federal and state standards for minimum nurse staffing levels, continue to impose new requirements upon us that could materially impact our business.
- Changes in the U.S. political environment may result in significant changes to the regulatory framework, enforcement, and reimbursements in our industry.
- We are subject to various government reviews, audits and investigations that could adversely affect our business, including an obligation to refund amounts previously paid to us, potential criminal charges, loss of licensure, the imposition of fines and sanctions.
- We are subject to extensive and complex laws and government regulations. If we are not operating in compliance with these laws and regulations or if these laws and regulations change, we could be required to make significant expenditures or change our operations in order to bring our facilities and operations into compliance.
- Public and government calls for increased enforcement efforts toward SNFs, potential rulemaking that may result in enhanced enforcement and penalties, and new guidance for surveyors regarding the review of SNFs and enforcement of their Requirements of Participation, could result in increased scrutiny by state and federal survey agencies, including sanctions that could negatively affect our financial condition and results of operations.
- CMS's changes to the SFF program and its look-back period may create greater risk of our facilities being subject to this program and subject to potential fines and sanctions, even after graduating from the SFF program.
- Federal minimum staffing mandates may adversely affect our labor costs, ability to maintain desired levels of patient or resident capacity, and profitability.
- Future cost containment initiatives undertaken by payors may limit our revenue and profitability.
- Changes in Medicare reimbursements for physician and non-physician services could impact reimbursement for medical professionals.
- We face numerous risks related to the COVID-19 PHE's expiration and surrounding wind-down and uncertainty, which could individually or in the aggregate have a material adverse effect on our business, financial condition, liquidity, results of operations and prospects.
- We may be subject to increased investigation and enforcement activities related to HIPAA violations.
- Security breaches and other cyber-security incidents could violate security laws and subject us to significant liability.
- If our independent subsidiaries are not fully reimbursed for all services for which each facility bills through consolidated billing, our revenue, financial condition and results of operations could be adversely affected.
- Increased competition for, or a shortage of, nurses and other skilled personnel, could increase our staffing and labor costs and subject us to monetary fines resulting from a failure to maintain minimum staffing requirements, or may affect reimbursement.
- Annual caps, uncertainty regarding reimbursement and other cost-reductions for outpatient therapy services may reduce our future revenue and profitability or cause us to incur losses.
- Increased scrutiny of our activities and billing practices by the OIG or other regulatory authorities may result in an increase in regulatory monitoring and oversight, decreased reimbursement rates, or otherwise adversely affect our business, financial condition and results of operations.
- State efforts to regulate or deregulate the healthcare services industry or the construction or expansion of healthcare facilities could impair our ability to expand our operations, or could result in increased competition.
- Newly enacted legislation in the States where our independent subsidiaries are located may impact the volume of cases filed and the overall cost of those cases from a defense and indemnity standpoint.
- Changes to federal and state employment-related laws and regulations could increase our cost of doing business.
- Required regulatory approvals could delay or prohibit transfers of our healthcare operations, which could result in periods in which we are unable to receive reimbursement for such properties.
- Compliance with federal and state fair housing, fire, safety, staffing, and other regulations may require us to incur unexpected expenses, which could be costly to us.
- Our revenue, financial condition and results of operations could be negatively impacted by any changes in the acuity mix of patients in our independent subsidiaries as well as payor mix and payment methodologies.
- We are subject to litigation that could result in significant legal costs and large settlement amounts or damage awards. Similarly, a change in the enforceability of arbitration provisions between SNFs and senior living facilities and residents and patients may affect the risks we face from claims and potential litigation.

- If our regular internal investigations into the care delivery, recordkeeping and billing processes of our independent subsidiaries detect instances of noncompliance, efforts to correct such non-compliance could materially decrease our revenue.
- We may be unable to complete future facility or business acquisitions at attractive prices or at all, or may elect to dispose of underperforming or non-strategic independent subsidiaries, either of which could decrease our revenue.
- We may not be able to successfully integrate acquired facilities and businesses into our operations, or we may be exposed to costs, liabilities and regulatory issues that may adversely affect our operations.
- In undertaking acquisitions, we may be adversely impacted by costs, liabilities and regulatory issues that may adversely affect our operations.
- If we do not achieve or maintain competitive quality of care ratings from CMS or private organizations engaged in similar monitoring activities, our business may be negatively affected.
- If we are unable to obtain insurance, or if insurance becomes more costly for us to obtain, our business may be adversely affected, and our self-insurance programs may expose us to significant and unexpected costs and losses.
- The geographic concentration of our independent subsidiaries could leave us vulnerable to economic downturn, regulatory changes or acts of nature in those areas.
- The actions of a national labor union that has pursued a negative publicity campaign criticizing our business in the past may adversely affect our revenue and our profitability.
- The risks associated with leased property where our independent subsidiaries operate could adversely affect our business, financial position or results of operations.
- Failure to generate sufficient cash flow to cover required payments or meet operating covenants under our long-term debt, mortgages and long-term operating leases could result in defaults under such agreements and cross-defaults under other debt, mortgage or operating lease arrangements, which could harm our independent subsidiaries and cause us to lose facilities or experience foreclosures.
- A continued housing slowdown or housing downturn could decrease demand for senior living services.
- As we continue to acquire and lease real estate assets, we may not be successful in identifying and consummating these transactions.
- As we expand our presence in other relevant healthcare industries, we would become subject to risks in a market in which we have limited experience.
- If our referral sources fail to view us as an attractive skilled nursing provider, or if our referral sources otherwise refer fewer patients, our patient base may decrease.
- We may need additional capital to fund our independent subsidiaries and finance our growth, and we may not be able to obtain it on terms acceptable to us, or at all, which may limit our ability to grow.
- The condition of the financial markets could limit the availability of debt and equity financing sources to fund the capital and liquidity requirements of our business.
- Delays in reimbursement may cause liquidity problems.
- The utilization and expansion of managed care organizations may contribute to delays or reductions in our reimbursement, including Managed Medicaid.
- Compliance with the regulations of the Department of Housing and Urban Development may require us to make unanticipated expenditures which could increase our costs.
- Failure to safeguard our patient trust funds may subject us to citations, fines and penalties.
- We are a holding company with no operations and rely upon our multiple independent subsidiaries.
- Certain directors who serve on our Board of Directors also serve as directors of Pennant, and ownership of shares of Pennant common stock by our directors and executive officers may create, or appear to create, conflicts of interest.
- Standard Bearer's failure to qualify as a REIT may cause it to be subject to U.S. federal income tax. Additionally, legislative or other actions affecting REITs could have a negative effect on Standard Bearer.

#### ***Risks Related to Ownership of our Common Stock***

- We may not be able to pay or maintain dividends and the failure to do so would adversely affect our stock price.
- Our amended and restated certificate of incorporation, amended and restated bylaws and Delaware law contain provisions that could discourage transactions resulting in a change in control, which may negatively affect the market price of our common stock.

You should carefully consider each of the following risk factors and all other information set forth in this information statement. The risk factors generally have been separated into two categories: risks relating to our business and our industry and risks relating to our common stock. Based on the information currently known to us, we believe that the following information identifies the most significant risk factors affecting our company in each of these categories of risks. However, the risks and uncertainties we face are not limited to those set forth in the risk factors described below. Additional risks and uncertainties not presently known to us or that we currently believe to be immaterial may also adversely affect our business. In addition, past financial performance may not be a reliable indicator of future performance and historical trends should not be used to anticipate results or trends in future periods.

If any of the following risks and uncertainties develops into actual events, these events could have a material adverse effect on our business, financial condition or results of operations. In such case, the trading price of our common stock could decline. You should carefully read the following risk factors, together with the financial statements, related notes and other information contained in this Annual Report on Form 10-K. This Annual Report on Form 10-K contains forward-looking statements that contain risks and uncertainties. Please refer to the section entitled "Cautionary Note Regarding Forward-Looking Statements" on page 1 of this Annual Report on Form 10-K in connection with your consideration of the risk factors and other important factors that may affect future results described below.

### **Risks Related to Our Business and Industry**

**The rules of Medicare and Medicaid, including reductions of reimbursement rates, changes to spending requirements, data reporting, measurement and evaluation standards could have a material, adverse effect on our revenues, financial condition and results of operations.**

We derived 26.6% and 27.7% of our service revenue from the Medicare programs for the year ended December 31, 2023 and 2022, respectively. In addition, many other payors may use published Medicare rates as a basis for reimbursements. Accordingly, if Medicare reimbursement rates are reduced or fail to increase as quickly as our costs, if there are changes in the rules governing the Medicare program that are disadvantageous to our business or industry, or if there are delays in Medicare payments, our business and results of operations will be adversely affected.

The Medicare program and its reimbursement rates and rules are subject to frequent change, including statutory and regulatory changes, rate adjustments (including retroactive adjustments), annual caps that limit the amount that can be paid (including deductible and coinsurance amounts), administrative or executive orders and government funding restrictions, all of which may materially adversely affect the rates at which Medicare reimburses us for our services. See Item 1., under *Government Regulation, Sequestration of Medicare Rates*, for further information. Implementation of these and other types of measures has in the past and could in the future result in substantial reductions in our revenue and operating margins.

Additionally, payments can be delayed or declined due to determinations that certain costs are not reimbursable or reasonable because either adequate or additional documentation was not provided or because certain services were not covered or considered medically necessary. Additionally, revenue from these payors can be retroactively adjusted after a new examination during the claims settlement process or as a result of post-payment audits. New legislation and regulatory proposals could impose further limitations on government payments to healthcare providers.

CMS often changes the rules governing the Medicare program, including those governing reimbursement. Changes to the Medicare program that could adversely affect our business could include, but are not limited to the following:

- administrative or legislative changes to base rates or the bases for payment;
- limits on the services or types of providers for which Medicare will provide reimbursement;
- changes in methodology for patient assessment and/or determination of payment levels;
- changes in staff requirements (i.e., requiring all workers to be vaccinated against COVID-19 and receive booster injections for those vaccinations) as a condition of payment or eligibility for Medicare reimbursement (See also, Item 1., under *Government Regulation*);
- the reduction or elimination of annual rate increases, or the end of the reduced payments deferment (See also, Item 1., under *Government Regulation*); and
- an increase in co-payments or deductibles payable by beneficiaries.

Among the changes being implemented by CMS are provisions of the IMPACT Act, which imposes a stringent timeline for implementing benchmark quality measures and data metrics across facilities that include SNFs. The enactment mandates specific actions to design a unified payment methodology for post-acute providers, which CMS implements through ongoing regulations. The costs of final implementation may be significant, with potential fines and payment reductions resulting from a failure to meet CMS's implementation requirements.

Reductions in reimbursement rates or the scope of services being reimbursed could have a material, adverse effect on our revenue, financial condition and results of operations or even result in reimbursement rates that are insufficient to cover our operating costs. Congress's budgetary planning has also resulted in a difficulty to financially forecast, as the Medicare conversion factor paid under the CAA 2023 was 2.5% greater than the conversion factor provided for in the CY 2023 PFS final rule. Nonetheless, the 2023 conversion factor for CY 2023 was lower than CY 2022 PFS's conversion factor. In contrast, the CY 2024 PFS conversion factor decreased 3.34% from the CY 2023 PFS conversion factor. This decrease takes into account the expiration of the 2.5% statutory payment increase for 2023, the addition of a 1.25% statutory payment increase for 2024, a 0% conversion factor update, and a 2.17% budget-neutrality adjustment.

On July 31, 2023, the CMS released its final rule for the SNF PPS for FY 2024 which will increase payments by a net 4.0% in FY 2024 compared to FY 2023. The final rule includes updates to the SNF Quality Reporting Program and SNF Value-based Purchasing Program that assess staff turnover, discharge success, re-hospitalization, and resident falls with injuries, which may adversely affect revenues obtained through the Medicare program. The SNF FY 2024 Final Rule may result in an increase in payments relative to FY 2023 depending on the performance of our individual independent subsidiaries as evaluated by CMS. The final rule will also replace the SNF 30-day All-cause Readmission measure with the SNF Within Stay Potentially Reasonable Readmissions standard beginning in fiscal year 2025, which may also reduce the compensation our independent subsidiaries may receive under the SNF VBP program.

As discussed in more detail in Item 1., under *Government Regulation*, CMS implemented a final rule in October 2019 implementing a new case-mix classification system, PDPM, that focuses on the clinical condition of the patient. CMS may make future adjustments to reimbursement levels and underlying reimbursement formulae as it continues to monitor the impact of PDPM on patient outcomes and budget neutrality. The Biden-Harris Administration continues to study the nursing home industry and for HHS to issue proposed rules based on those studies, including changes to SNF facility reimbursement, including the SNF-VBP Program, may also adversely affect our reimbursement. These metrics potentially affecting our revenues and expenses in future government fiscal years include the SNF healthcare-associated infections (HAI) measurement, total nursing hours per resident day measures, and discharge to community - post acute care measure. The Interoperability Final Rule's implementation beginning in 2026, and to be completed by January 1, 2027, may also adversely affect our reimbursement paid through Medicare, specifically including Medicare Advantage.

Loss of Medicare reimbursement, or a delay or default by the government in making Medicare payments, would also have a material adverse effect on our revenue. Non-compliance with Medicare regulations exist, and any penalty, suspension, termination, or other sanction under any state's Medicaid program could lead to reciprocal and commensurate penalties being imposed under the Medicare program, up to termination or rescission of our Medicare participation and payor agreements as noted above.

A significant portion of reimbursement for skilled nursing services comes from Medicaid. In fact, Medicaid is our largest source of revenue, accounting for 46.0% of our revenue for both the year ended December 31, 2023 and 2022, respectively. Medicaid is a state-administered program financed by both state funds and matching federal funds. Medicaid spending has increased rapidly in recent years, becoming a significant component of state budgets, which has led both the federal government and many states to institute measures aimed at controlling the growth of Medicaid spending, and in some instances reducing aggregate Medicaid spending. Since a significant portion of our revenue is generated from our skilled nursing independent subsidiaries in California, Texas and Arizona, any budget reductions or delays in these states could adversely affect our net patient service revenue and profitability. Due to recent fluctuations in state budgets many of the states in which we operate (including those with current budget surpluses), are seeking to contain costs on Medicaid outlays for SNFs, and any such decline could adversely affect our financial condition and results of operations.

The Medicaid program and its reimbursement rates and rules are subject to frequent change at both the federal and state level, including through changes in laws, regulations, rate adjustments (including retroactive adjustments), administrative or executive orders and government funding restrictions, all of which may materially adversely affect the rates at which our services are reimbursed by state Medicaid plans or the amount of expense we incur.

To generate funds to pay for the increasing costs of the Medicaid program, many states utilize financial arrangements commonly referred to as provider taxes. Under provider tax arrangements, states collect taxes from healthcare providers and then use the revenue to pay the providers as a Medicaid expenditure, which allows the states to then claim additional federal matching funds on the additional reimbursements. Current federal law provides for a cap on the maximum allowable provider tax as a percentage of the providers' total revenue. There can be no assurance that federal law will continue to provide matching federal funds on state Medicaid expenditures funded through provider taxes, or that the current caps on provider taxes will not be reduced. Any discontinuance or reduction in federal matching of provider tax-related Medicaid expenditures could have a significant and adverse effect on states' Medicaid expenditures, and as a result could have a material and adverse effect on our business, financial condition or results of operations.

The CAA 2023 provided for the wind-down and termination of increased FMAP payments under the FFCRA, and also provided for the disenrollment of Medicaid beneficiaries who have participated in the program since early in the COVID-19 pandemic. CMS's increased FMAP payments declined from 6.2% to 5% in the second quarter of 2023, 2.5% in the third quarter, and 1.5% in the fourth quarter before CMS's increased FMAP spending ends entirely. The CAA 2023 granted CMS the authority to impose fines, penalties, and other sanctions upon states that do not comply with this law's requirements for the unwinding of increased FMAP payments. As a result, these reductions may impose further burdens on the Medicaid programs in states where we operate in the form of fines and penalties, which may result in reduced payments.

Beginning on April 1, 2023, states were allowed to begin disenrolling Medicaid beneficiaries. CMS guidance allowing for a return to Medicaid's historical renewal, enrollment, and eligibility determination practices permits states up to 14 months to initiate and process traditional Medicaid renewals. The CAA 2023's allowance of disenrollment and return to traditional Medicaid renewal processes, which will include pre-COVID eligibility determinations, may result in a reduction of the number of Medicaid beneficiaries and may result in a reduction of our current and potential patient population. As a result, there may be fewer current or potential patients able to pay for our independent subsidiaries' services, and increased competition for Medicaid beneficiaries able to provide reimbursement for those services. As of December 2023, nearly 12 million people were reported to be disenrolled from Medicaid as part of this disenrollment process.

CMS is concerned that states are terminating enrollees without definitively establishing their eligibility due to state residents not receiving eligibility forms or understanding instructions. CMS is monitoring states' compliance with federal requirements and is working with the affected states to address issues related to renewal requirements. States risk losing federal Medicaid matching funds for non-compliance with CMS's instructions, which could result in reduced Medicaid funds available for timely reimbursement of the Company's independent subsidiaries for their operations. Estimates suggest that roughly 17 million people may lose Medicaid coverage during the redetermination process through their scheduled completion in May of 2024.

Medicaid is an important source of funding for our independent subsidiaries. The Company may be adversely affected by the disenrollment of Medicaid beneficiaries, which may lead to a reduction in reimbursement that may adversely impact our revenue and profit. The temporary restoration of Medicaid benefits in states where redetermination has been paused can help relieve some of these economic concerns. The disruption caused by the temporary pauses and restoration of Medicaid coverage for beneficiaries can also create operational challenges for our independent subsidiaries, including adverse effects on cash flow, available funds to pay wages for staffing, and overall financial stability.

The ultimate impact of Medicaid disenrollment on the Company's finances and operations will depend on individual states' specific circumstances and actions.

***State-Level Direct Spending Requirements could negatively impact our results of operations***

Certain states where the Company operates have implemented direct spending requirements requiring SNFs to spend a portion of their revenue, particularly including Medicaid-derived revenue, on expenses directly relating to care. These spending requirements could affect our operational results and place the Company at higher risk of suffering non-compliance consequences, such as penalties, pay-backs, restrict admissions and/or operational/financial penalties.

For example, Washington state incorporates the costs of direct care, indirect care, and capital expenditures for SNF services in computing the State's Medicaid payments to nursing facilities. Using periodically updated calculations that account for factors including case acuity, fair market value of capital expenditures, inflation, and facility performance, Washington sets facility compensation so that the majority of Medicaid reimbursement paid to a skilled nursing facility is used for care-related activities, with limitations on how much a facility's reimbursement may increase from year to year. Washington state first adopted this care-based payment model in 2015 and has periodically updated it since, including in 2020, 2022, and 2023; it is expected that Washington will continue to amend this law in the future. For state fiscal year 2024, Texas requires all nursing facilities must show that funds paid to SNFs by Texas's Medicaid program, including both fee-for-service and managed care reimbursement, were expanded for direct care activities, including direct care staff wages and benefits. In addition, California in the past has proposed bills that, if passed, would require nursing facilities to spend a stated percentage of revenue on direct patient-related services. While the most recent attempt by the California Assembly (Bill 1537) to impose direct spending requirements on SNFs has been placed in suspense with no action has been taken on, similar legislation in the future may seek to impose identical or analogous funding requirements for SNFs operating in California.

***Reforms to the U.S. healthcare system, including new regulations under the ACA, continue to impose new requirements upon us that could materially impact our business***

As discussed in greater detail in Item 1., under *Government Regulation*, the ACA has resulted in significant changes to our operations and reimbursement models for services we provide. CMS continues to issue rules to implement the ACA, including most recently, new rules regarding the implementation of the anti-discrimination provisions and proposed rules requiring the disclosure of SNF ownership, organization, management and the identity of the real property owners from which the SNF leases or subleases its operating space. With the passage of the IRA in August of 2022, Congress continues to expand and supplement the ACA, including through the continuation of federally funded insurance premium subsidies. This modification of the ACA by the IRA indicates that Congress may continue to change and expand the ACA in the future.

The efficacy of the ACA is the subject of much debate among members of Congress and the public and it has been the subject of extensive litigation before numerous courts, including the United States Supreme Court, with varying outcomes — some expanding and others limiting the ACA. If the ACA is repealed or any elements of the ACA that are beneficial to our business are materially amended or changed, such as provisions regarding the health insurance industry, reimbursement and insurance coverage by payers, our business, operating results and financial condition could be harmed. Thus, the future impact of the ACA on our business is difficult to predict and its continued uncertain future may negatively impact our business.

While it is not possible to predict whether and when any such changes will occur, specific proposals discussed during and after the midterm election in 2022, including a repeal or material amendment of the ACA, could harm our business, operating results and financial condition. The ACA continues to be a salient political topic and proposed changes to it may become the subject of campaign promises, litigation, administrative action, or legislation leading up to or following the 2024 Presidential election. In addition, even if the ACA is not amended or repealed, the President and the executive branch of the federal government, as well as CMS and HHS have a significant impact on the implementation of the provisions of the ACA, and a new administration could make changes impacting the implementation and enforcement of the ACA, which could harm our business, operating results and financial condition. We have already seen this with regulatory activity promulgating rules regarding anti-discrimination under Section 1557 of the ACA and most recently proposed rulemaking requiring the disclosure of SNF ownership and service providers under Section 6101 of the ACA. If we are slow or unable to adapt to any such changes, our business, operating results and financial condition could be adversely affected.

Similarly, the Nursing Home Improvement Act proposed during the prior Congress may be re-introduced in the future and could ultimately have an impact on our business due to the proposed 2% decrease in payments to SNFs, as well as the staffing and reporting requirements contained within the bill. While it is difficult to determine whether the Nursing Home Improvement Act or an identical bill will even be reintroduced, if ultimately signed into law, this bill may negatively impact our business, with the scope and nature of its consequences unknown.

On November 15, 2023, CMS issued a final rule that, requires SNFs to disclose certain information regarding their ownership and managerial relationships, which is more invasive and comprehensive than the ownership information already disclosed through Medicare's Nursing Home Compare website. Refer to Item 1., under *Government Regulation*, for additional information. The breadth of disclosure required by this new rule may be adverse to our business interests and detrimental to our operations, revenue, and profitability and may have a chilling effect on investment due to the depth of the new reporting and transparency requirements.



We cannot predict what effect future reforms to the U.S. healthcare system will have on our business, including the demand for our services or the amount of reimbursement available for those services. However, it is possible these new laws may lower reimbursement or increase the cost of doing business and adversely affect our business.

***The changes in Congress due to the most recent U.S. midterm elections in 2022, changes in representation, and actions in anticipation of the 2024 Presidential election may result in significant changes to regulatory framework, enforcements and reimbursements.***

The most recent midterm elections in 2022 and resulting change in control of the House of Representatives, and representative departures that are expected to further narrow the margin of Republican control over the House of Representatives, could result in significant changes in, and has resulted in uncertainty with respect to, legislation, regulation, implementation or repeal of laws and rules related to government health programs, including Medicare and Medicaid. Democratic proposals for Medicare for All or significant expansion of Medicare, could significantly impact our business and the healthcare industry if implemented, although the implementation of such proposals remains unlikely under the political party currently holding a majority within the House of Representatives. Additionally, Congress's passage of the IRA in August of 2022, which expanded upon and continued certain provisions of the ACA, indicates that additional legislative changes to the ACA may be forthcoming. If proposed policies specific to nursing facilities are implemented, these may result in significant regulatory changes, increased survey frequency and scope, and increased penalties for non-compliance. As both political parties have begun their Presidential primaries and congressional elections in 2024, each of them may seek to introduce or pass legislation that would either expand or reduce the scope of the ACA as a credential for future campaigning. Based on the IRA and inflationary pressures in the economy, the ACA and affordability of healthcare generally may be a campaign issue and lead to promises, administrative action, or legislation that could adversely affect our business. As a result, future legislation may be proposed or passed that may adversely affect our business, operating results and financial condition.

We continually monitor these developments in order to respond to the changing regulatory environment impacting our business. While it is not possible to predict whether and when any such changes will occur, specific proposals discussed during and after the election, including a repeal or material amendment of the ACA (whether to increase or decrease its scope), could harm our business, operating results and financial condition. If we are slow or unable to adapt to any such changes, our business, operating results and financial condition could be adversely affected.

***We are subject to various government reviews, audits and investigations that could adversely affect our business, including an obligation to refund amounts previously paid to us, potential criminal charges, the imposition of fines, and/or the loss of our right to participate in Medicare and Medicaid programs.***

As a result of our participation in the Medicaid and Medicare programs, we are subject to various governmental reviews, audits and investigations to verify our compliance with the rules associated with these programs and related applicable laws and regulations, including our claims for payments submitted to those programs, which are subject to reviews by Recovery Audit Contractors, Zone Program Integrity Contractors, Program Safeguard Contractors, Unified Program Integrity Contractors, Supplemental Medical Review Contractors and Medicaid Integrity Contractors programs, (collectively referred to as Reviews). In these Reviews, third-party firms engaged by CMS conduct extensive analysis of claims data and medical and other records to identify potential improper payments under the federal and state programs. As discussed above, the Biden-Harris Administration has called for HHS and CMS to increase the level of scrutiny of SNF facilities and requested those agencies to adopt rules that would impose greater penalties upon non-compliant SNF operators. On February 17, 2023, CMS most recently updated the survey resources that CMS and state surveyors use in evaluating our SNFs' compliance with federal Requirements for Participation, incorporating recent changes to CMS's methods for surveying infection control procedures.

On June 29, 2022, CMS announced updated guidance for Phase 2 and 3 of the requirements of participation, discussed in greater detail in Item 1., under Government Regulation. The application of CMS's new guidance could result in more aggressive and stringent surveys, and potential fines, penalties, sanctions, or administrative actions taken against our independent subsidiaries. Also described in Item 1., under Government Regulation, the Interoperability Final Rule and its changes intended to facilitate data exchange between and among patients, providers, and payors, will be implemented beginning in 2026 and must be fully implemented by January 1, 2027. This rule and the greater access to and use of data between and among payors transmitting funds for state and federal healthcare programs, may also trigger additional scrutiny or review of facilities such as ours, and may adversely affect our reimbursement paid through state and federal programs including Medicaid.

CMS announced a new nationwide audit the “SNF 5-Claim Probe & Educate Review” in which the Medicare Administrative Contractors will review five claims from each of the facilities to check for compliance with PDPM billings, which could result in individual claim payment denials if errors are identified. All facilities that are not undergoing Targeted Probe and Educate (TPE) reviews, or have not recently passed a TPE review, will be subject to the nationwide audit.

Private pay sources also reserve the right to conduct audits. We believe that billing and reimbursement errors and disagreements are common in our industry, and thus we are regularly engaged in reviews, audits and appeals of our claims for reimbursement due to the subjectivities inherent in the process related to patient diagnosis and care, record keeping, claims processing and other aspects of the patient service and reimbursement processes, and the errors and disagreements those subjectivities can produce. An adverse review, audit or investigation could result in:

- an obligation to refund amounts previously paid to us pursuant to the Medicare or Medicaid programs or from private payors, in amounts that could be material to our business;
- state or federal agencies imposing fines, penalties or other sanctions on us;
- temporary or permanent loss of our right to participate in the Medicare or Medicaid programs or one or more private payor networks;
- an increase in private litigation against us; and
- damage to our reputation in the geographies served by our independent subsidiaries.

Although we have always been subject to post-payment audits and reviews, more intensive “probe reviews” performed by Medicare administrative contractors in recent years appear to be a regular procedure with our fiscal intermediaries. All findings of overpayment from CMS contractors are eligible for appeal. With the exception of rare findings of overpayment related to objective errors in Medicare payment methodology or claims processing, we utilize all defenses reasonably available to us to demonstrate that the services provided meet all clinical and regulatory requirements for reimbursement.

In cases where claim and documentation review by a CMS contractor results in repeated unsatisfactory results, an operation can be subjected to protracted regulatory oversight. This CMS oversight may include education and sampling of claims, extended pre-payment review, referral of the operating business to recovery audit or integrity contractors, or extrapolation of an error rate to other reimbursement made outside of specifically reviewed claims. Ongoing failure to demonstrate improvement towards meeting all claim filing and documentation requirements could ultimately lead to Medicare decertification. As of December 31, 2023 and through the filing date of this report, 40 of our independent subsidiaries had reviews scheduled or in process, either pre- or post-payment. We anticipate that these reviews could increase in frequency in the future.

Additionally, both federal and state government agencies have heightened and coordinated civil and criminal enforcement efforts as part of numerous ongoing investigations of healthcare companies and, in particular, SNFs. The focus of these investigations includes, among other things, billing and cost reporting practices; quality of care provided; financial relationships with referral sources; and the medical necessity of rendered services. For example, refer to the matter discussed in Item 3. *Legal Proceedings*.

If we should agree to a settlement of claims or obligations under Medicare statutes, the FCA, or similar federal or state statutes and related regulations, our business, financial condition and results of operations and cash flows could be materially and adversely affected, and our stock price could be adversely impacted. Among other things, any settlement or litigation could involve the payment of substantial sums to settle any alleged civil violations and may also include our assumption of specific procedural and financial obligations going forward under a corporate integrity agreement or other arrangement with the government.

If the government or a court were to conclude that errors and deficiencies constitute criminal violations and/or that such errors and deficiencies resulted in the submission of false claims to federal healthcare programs, or were to discover other problems in addition to the ones identified by the probe reviews that rose to actionable levels, we and certain of our officers might face potential criminal charges and civil claims, administrative sanctions and penalties for amounts that could be material to our business, results of operations and financial condition. In addition, we or some of the key personnel of our independent subsidiaries could be temporarily or permanently excluded from future participation in state and federal healthcare reimbursement programs such as Medicaid and Medicare.

If any of our independent subsidiaries is decertified or loses its licenses, our revenue, financial condition or results of operations would be adversely affected. In addition, the report of such issues at any of our independent subsidiaries could harm our reputation for quality care and lead to a reduction in the patient referrals to and ultimately a reduction in occupancy at these facilities. Also, responding to auditing and enforcement efforts diverts material time, resources and attention away from our management team and our staff, and could have a materially detrimental impact on our results of operations during and after any such investigation or proceedings, regardless of whether we prevail on the underlying claim.

***We are subject to extensive and complex laws and government regulations. If we are not operating in compliance with these laws and regulations or if these laws and regulations change, we could be required to make significant expenditures or change our operations in order to bring our facilities and operations into compliance.***

We, along with other companies in the healthcare industry, are required to comply with extensive and complex laws and regulations at the federal, state and local government levels relating to, among other things:

- licensure and certification;
- disclosure of ownership and affiliated parties;
- adequacy and quality of healthcare services;
- qualifications of healthcare and support personnel;
- state-specified and potential federal mandates for specific nurse staffing levels;
- quality and maintenance of medical equipment and facilities;
- confidentiality, maintenance and security issues associated with medical records and claims processing;
- relationships with physicians and other referral sources and recipients;
- constraints on protective contractual provisions with patients and third-party payors;
- operating policies and procedures;
- addition of facilities and services; and
- billing for services.

The laws and regulations governing our operations, along with the terms of participation in various government programs, regulate how we conduct our business, the services we offer, and our interactions with patients and other healthcare providers. These laws and regulations are subject to frequent change. As noted above, the Biden-Harris Administration has called upon HHS and CMS to study and propose new rules regarding staffing requirements and reimbursement for the nursing home industry, including tying reimbursement to staffing levels, salary, benefits, and retention. CMS's recently finalized ownership transparency rule, discussed in Item 1., under *Government Regulation*, may provide an additional basis for further investigation, administrative action and ultimately fines, penalties, or sanctions if finalized, and may dissuade parties from working with us or our independent subsidiaries due to the reporting and disclosure obligations of being an Additional Disclosable Party under that final rule.

We believe that such regulations that may adversely affect our business, operation and profitability may increase in the future and we cannot predict the ultimate content, timing or impact on us of any healthcare reform legislation. If we fail to comply with these applicable laws and regulations, or their interpretations as determined by courts or enforced by regulators, we could suffer civil or criminal penalties and other detrimental consequences, including denial of reimbursement, imposition of fines, temporary suspension of admission of new patients, suspension or decertification from the Medicaid and Medicare programs, restrictions on our ability to acquire new facilities or expand or operate existing facilities, the loss of our licenses to operate and the loss of our ability to participate in federal and state reimbursement programs. Additionally, in the future, different interpretations or enforcement of these laws and regulations could subject our current or past practices to allegations of impropriety or illegality or could require us to make changes in our facilities, equipment, personnel, services, capital expenditure programs and operating expenses.

As discussed in greater detail in Item 1., under *Government Regulation*, we are subject to federal and state laws intended to prevent healthcare fraud and abuse. Possible sanctions for violation of any of these laws and regulations include loss of eligibility to participate in federal and state reimbursement programs and civil and criminal penalties. If we fail to comply, even inadvertently, with any of these requirements, we could be required to alter our operations, refund payments to the government, enter into a corporate integrity agreement, deferred prosecution or similar agreements with state or federal government agencies, and become subject to significant civil and criminal penalties.

These anti-fraud and abuse laws and regulations are complex, and we do not always have the benefit of significant regulatory or judicial interpretation of these laws and regulations. While we do not believe we are in violation of these prohibitions, we cannot assure you that governmental officials charged with the responsibility for enforcing these prohibitions will not assert that we are violating the provisions of such laws and regulations. Our company is currently aware of litigation filed by an individual related to allegations that certain of our independent SNFs may have violated the FCA or the AKS with respect to the relationships between certain SNFs and persons who served as medical directors. While our independent subsidiaries maintain policies and procedures to promote compliance with the FCA, the AKS, and other applicable regulatory requirements, we cannot predict when the investigation will be resolved, the outcome of the investigation or its potential impact on our company.

On September 1, 2023, CMS issued a proposed rule setting forth proposed minimum nurse staffing requirements for SNFs. As discussed in more detail in Item 1., under *Government Regulation*, this proposed rule contains three primary staffing proposals: 1) minimum nurse staffing standards of 0.55 HPRD for RNs and 2.45 HPRD for NAs; 2) a requirement to have a RN on-site 24 hours per day, seven days per week; and 3) requirements for enhanced facility assessments. The proposed rule features a staggered implementation of these requirements, with potential accommodations for facilities that can demonstrate financial hardship and a delayed implementation schedule for rural facilities. Within this proposed rule, CMS also seeks comments about other staffing models, including alternate, higher standards for imposing staffing minimums, which will have a potentially adverse effect on our operations and profitability, the extent of which currently is not known. Pending legislation in both the House of Representative and the Senate has been introduced to prevent CMS's proposed minimum staffing rule from taking effect, however the outcome of this legislation is unknown and we cannot predict proposed legislation might be finalized.

We are unable to predict the future course of federal, state and local regulation or legislation, including as it pertains to Medicare, Medicaid, or fraud and abuse laws, and how they are enforced. Changes in the regulatory framework, our failure to obtain or renew required regulatory approvals, credentials, qualifications, or licenses or to comply with applicable regulatory requirements, or the imposition of other enforcement sanctions, fines or penalties could have a material adverse effect upon our business, financial condition or results of operations. Furthermore, should we lose licenses or certifications for a number of our facilities or other businesses as a result of regulatory action or legal proceedings, we could be deemed to be in default under some of our agreements, including agreements governing outstanding indebtedness.

***Public and government calls for increased survey and enforcement efforts toward SNFs, and potential rulemaking that may result in enhanced enforcement and penalties, could result in increased scrutiny by state and federal survey agencies. In addition, potential sanctions and remedies based upon alleged regulatory deficiencies could negatively affect our financial condition and results of operations.***

As CMS turns its attention to enhancing enforcement activities towards SNFs, as discussed in Item 1., under *Government Regulation*, state survey agencies will have more accountability for their survey and enforcement efforts. The enhanced penalties against SFFs under the Biden-Harris Administration, discussed in greater detail in Item 1., under *Government Regulation*, represents further federal calls for oversight and penalties for low-ranked and underperforming SNFs. These enhanced penalties and enforcement activities precedes greater focus by CMS in obtaining oversight over SFFs, and continuing that oversight even after those SFFs improve, and subjecting them to more exacting and routine oversight. The likely result may be more frequent surveys of our independent subsidiaries, with more substantial penalties, fines and consequences if they do not perform well. For low-performing facilities in the SFF program, the standards for successfully emerging from that program and not being subject to ongoing and enhanced government oversight will be higher and measured over a longer period of time, prolonging the risks of monetary penalties, fines and potential suspension or exclusion from the Medicare and Medicaid programs.

As discussed in Item 1., under *Government Regulation*, from time to time in the ordinary course of business, we receive deficiency reports from state and federal regulatory bodies resulting from such inspections or surveys. CMS's updated guidance to these surveyors incorporate recent changes to CMS's methods for surveying infection control procedures. Additionally, CMS's recently finalized rule requiring disclosure of ownership and financial relationships between nursing facilities and property owners or management entities, as well as other state rules over ownership transparency, may provide an additional basis for further investigation, administrative action, and ultimately fines, penalties, or sanctions and could dissuade individuals and businesses from doing business with us or our independent subsidiaries.

Although most inspection deficiencies are resolved through an agreed-upon plan of corrective action, the reviewing agency typically has the authority to take further action against a licensed or certified facility. These remedial actions could result in the imposition of fines, imposition of a license to a conditional or provisional status, suspension or revocation of a license, suspension or denial of payment for new admissions, loss of certification as a provider under state or federal healthcare programs, or imposition of other sanctions, including criminal penalties. In the past, we have experienced inspection deficiencies that have resulted in the imposition of a provisional license and could experience these results in the future.

Furthermore, in some states, citation of one independent subsidiaries could negatively impact other independent subsidiaries in the same state. Revocation of a license at a given facility could therefore impair our ability to obtain new licenses or to renew, or maintain, existing licenses at other facilities, which may also trigger defaults or cross-defaults under our leases and our credit arrangements, or adversely affect our ability to operate or obtain financing in the future. CMS's proposed rules requiring disclosure of ownership, management and the owners of real property lessors or sublessors, which are greater and more intrusive than existing disclosure requirements heighten this risk. Our failure to comply with applicable legal and regulatory requirements in any single facility could negatively impact our financial condition and results of operations.

From time to time, we have opted to voluntarily stop accepting new patients pending completion of a new state survey, in order to avoid possible denial of payment for new admissions during the deficiency cure period, or simply to avoid straining staff and other resources while retraining staff, upgrading operating systems or making other operational improvements. If we elect to voluntarily close any operations in the future or to opt to stop accepting new patients pending completion of a state or federal survey, it could negatively impact our financial condition and results of operation.

We have received notices of potential sanctions and remedies based upon alleged regulatory deficiencies from time to time, and such sanctions have been imposed on some of our independent subsidiaries. We have had independent subsidiaries placed on SFF status in the past and other independent subsidiaries may be identified for such status in the future. We currently have one facility placed on SFF status.

***CMS's changes to the SFF program and its look-back period may create greater risk of our facilities being subject to this program and subject to potential fines and sanctions, even after graduating from the SFF program.***

As discussed in greater detail in Item 1., under *Government Regulation*, in October of 2022 CMS updated the SFF program with the intent to reduce the amount of time a SNF spends as an SFF and increase the number of nursing homes that progress through the SFF program. CMS clarified certain details of the SFF program updates in 2023 and how they are to be implemented by each state survey agency (SA). As part of the revisions to the SFF program, a priority in revising the SFF program was to address "yo-yo" noncompliance of SNFs that would graduate from the SFF program only to later see their compliance and quality measures regress after graduation, potentially requiring readmission to the SFF program. Among the measures implemented to avoid this issue of "yo-yo" noncompliance was a three-year lookback period for facilities that graduate from the SFF program to ensure that the quality and compliance improvements achieved through the SFF program were sustained. Facilities that graduate from the SFF program but continue to demonstrate poor compliance as evidenced by any SA's survey, such as for actual harm, substandard quality of care, or immediate jeopardy deficiencies, may be subject to enhanced enforcement by CMS, up to and including termination from the Medicare and/or Medicaid programs.

This three-year lookback for sustained improvements by facilities that graduate the SFF program poses risk for our independent subsidiaries, specifically those that may be subject to the SFF program or that have been subject to the SFF program in the past. As of December 31, 2023, we have three facilities graduated from the SFF program within the past three years. First, for SNFs that are selected by CMS for participation in the SFF program, or which currently are in the SFF program, even graduation from the program is no longer an assurance that the SNF will be able to continue its operations. Even one survey with a significant compliance deficiency, such as actual harm or an immediate jeopardy deficiency, may result in CMS—acting solely within its discretion—terminating the SNF's Medicare or Medicaid participation, likely triggering the termination of other payor contracts and rendering the facility economically unviable. Second, and relatedly, for SNFs that have graduated from the SFF program, they are subject to a three-year period of enhanced scrutiny where adverse findings by a SA and a single survey's finding of poor compliance may result in CMS discretionarily terminating that facility's Medicare and/or Medicaid participation, which would likely cause other payors to terminate their agreements with the facility as well. As a result, the financial and manpower resources needed for graduation from the SFF program may be for nothing if, in the three years following graduation from the SFF program, a SNF receives a poor survey result and permits CMS to impose fines and penalties up to the termination of the facility's Medicare and Medicaid participation.

As discussed above, Medicare and Medicaid represent significant sources of payment for our independent subsidiaries. Any of our facilities' loss of a Medicare or Medicaid contract would significantly harm the financial performance of that facility. Additionally, if CMS perceived there to be common upstream ownership of multiple facilities that were participants in or graduates of the SFF program, CMS may seek to take enforcement actions against those other facilities due to their common ownership based on another facility's deficiencies after graduating the SFF program, with CMS imposing penalties up to and potentially including termination of those SNFs' participation in the Medicare and/or Medicaid programs.

***Federal minimum staffing mandates may adversely affect our labor costs, ability to maintain desired levels of patient or resident capacity, and profitability.***

On September 1, 2023, CMS issued a proposed rule setting forth proposed minimum nurse staffing requirements for SNFs. As discussed in more detail in Item 1., under *Government Regulation*, this proposed rule contains three primary staffing proposals: 1) minimum nurse staffing standards of 0.55 HPRD for RNs and 2.45 HPRD for NAs; 2) a requirement to have a RN on-site 24 hours per day, seven days per week; and 3) requirements for enhanced facility assessments. The proposed rule features a staggered implementation of these requirements, with potential accommodations for facilities that can demonstrate financial hardship and a delayed implementation schedule for rural facilities. Within this proposed rule, CMS also seeks comments about other staffing models, including alternate, higher standards for imposing staffing minimums, which will have a potentially adverse effect on our operations and profitability, the extent of which currently is not known.

While the full effects of these proposed federal staff level minimums are not fully known at this time, the expected effects likely will be studied by industry groups in the coming months, to include within responsive comments submitted to CMS for consideration while any final rule is being prepared. The exact effects of these proposed minimum staffing levels cannot be ascertained without a final rule that will specify the required number of staff for the Company's independent subsidiaries to comply with such a regulation, we expect that such a mandate will have adverse financial consequences upon our business. Depending on the requirements of a final mandate and the time period over which its requirements are phased in, we may be required to hire substantially more staff members, particularly nurse practitioners, registered nurses, licensed practical nurses and nursing aides than currently staffed. Additionally, a federal mandate of this nature would place similar pressure on our competitors and result in sudden, expanded demand for nursing staff across the SNF industry. This sudden demand across the SNF industry may exacerbate an already difficult labor market, with demand for nursing staff far outstripping the supply of qualified individuals, and the salary requirements of both current and prospective staff increasing markedly to increase the likelihood of recruiting and retaining skilled caregivers.

***Future cost containment initiatives undertaken by private third-party payors may limit our revenue and profitability.***

Our non-Medicare and non-Medicaid revenue and profitability are affected by continuing efforts of third-party payors to maintain or reduce costs of healthcare, such as by lowering payment rates, narrowing the scope of covered services, increasing case management review of services and negotiating pricing. In addition, sustained unfavorable economic conditions may affect the number of patients enrolled in managed care programs and the profitability of managed care companies, which could result in reduced payment rates.

Third-party payors may not make timely payments for our services, and we may be unable to maintain our current payor or revenue mix. We are continuing our efforts to develop our non-Medicare and non-Medicaid sources of revenue and any changes in payment levels from current or future third-party payors could have a material adverse effect on our business and consolidated financial condition, results of operations and cash flows.

***Changes in Medicare reimbursements for physician and non-physician services could impact reimbursement for medical professionals.***

As discussed in greater detail in Item 1., under *Government Regulation*, MACRA revised the payment system for physician and non-physician services. The changes to the therapy caps imposed on Medicare Part B outpatient therapy from this law have been changed by the BBA, and are subject to future budgetary changes through rulemaking and legislation, resulting in ongoing uncertainty regarding payment for these Medicare Part B services. Under the CY 2024 PF Final Rule, reductions in conversion factor, payments to providers and conditions imposed in exchange for higher payments may impose operational requirements and working conditions that further detract from and reduce our financial performance. Similarly, new final rules concerning the PACE program and the information it will collect from our independent subsidiaries may adversely affect the risk-adjusted reimbursement.

***We face numerous risks related to the COVID-19 PHE's expiration and surrounding wind-down and uncertainty, which could individually or in the aggregate have a material adverse effect on our business, financial condition, liquidity, results of operations and prospects.***

The extent to which the COVID-19 PHE's termination will affect our operations will depend on future developments, which are highly uncertain and cannot be predicted with confidence. The remains uncertainty as to what changes will be made to HHS's emergency response requirements for our SNFs and senior living facilities in order to better respond to the issues experienced during the COVID-19 PHE. Additionally, the expiration of the Emergency Waivers and other flexibilities allowed under the COVID-19 PHE create the risk of non-compliance and delays in operation as more attention is required to ensure that our operations comply with applicable laws and regulations.

As discussed in Item 1., under *Government Regulation*, federal, state and local regulators implemented new regulations and waived existing regulations to promote care delivery during the COVID-19 PHE, which ended as of May 11, 2023. The ending of the Emergency Waivers and wind-down of other flexibilities may require and continue to require operational change requirements on short notice. The reinstatement of waived state and federal regulations has not occurred simultaneously, requiring heightened monitoring to ensure compliance.

We and our independent subsidiaries may face continued challenges from ongoing infection control and emergency preparedness requirements made part of state laws or regulations as a result of the COVID-19 endemic. Additionally, the long-term effects of the COVID-19 pandemic may include long-term decline in demand for care in SNFs and senior living facilities, which will be borne out only through time. The extent and duration of the impact of the COVID-19 pandemic on our stock price is uncertain, our stock price may be more volatile, and our ability to raise capital could be impacted.

***We may be subject to increased investigation and enforcement activities related to HIPAA violations.***

HIPAA, as amended by the HITECH Act, requires us to adopt and maintain business procedures and systems designed to protect the privacy, security and integrity of patients' individual health information, in addition to state laws governing the privacy of patient information. We must comply with these state privacy laws to the extent that they are more protective of healthcare information or provide additional protections not afforded by HIPAA. The regulations enacting HIPAA periodically change and the last proposed change was issued in late 2022. This proposed rulemaking may be made final in 2023 and, if adopted as proposed, may require our independent subsidiaries to modify certain policies, procedures and practices regarding the disclosure of residents' information. If we fail to comply with these state and federal laws, we could be subject to criminal penalties, civil sanctions, litigation, and be forced to modify our policies and procedures, in addition to undertaking costly breach notification and remediation efforts, as well as sustaining reputational harm.

In addition to breaches of protected patient information, under HIPAA and the 21st Century Cures Act (Cures Act) and other federal regulations, healthcare entities are also required to afford patients with certain rights of access to their health information and to promote sharing of patient data between and among healthcare providers involved in the same patient's course of care. Recently, the Office for Civil Rights, the agency responsible for HIPAA enforcement, has targeted investigative and enforcement efforts on violations of patients' rights of access, imposing significant fines for violations largely initiated from patient complaints. If we fail to comply with our obligations under HIPAA, we could face significant fines. Likewise, if we fail to comply with our obligations under the Cures Act, we could face fines from the Office of the National Coordinator for Health Information Technology, the agency responsible for Cures Act enforcement.

***Security breaches and other cyber-security incidents could violate security laws and subject us to significant liability.***

Healthcare businesses are increasingly the target of cyberattacks whereby hackers disrupt business operations or obtain protected health information, often demanding large ransoms. At the end of the first quarter of 2023, the healthcare sector saw a 60% increase in the average weekly number of cyberattacks over 2021. By August of 2023, industry observers note that cybersecurity breaches in the healthcare industry had become less frequent, but larger in scope and affecting more patients than the prior year. Our business is dependent on the proper functioning and availability of our computer systems and networks. We cannot assure you that our safety and security measures and disaster recovery plan will prevent damage, interruption or breach of our information systems and operations. Additionally, we cannot control the safety and security of our information held by third-party vendors with whom we contract. The techniques used to obtain unauthorized access, disable or degrade service, or sabotage systems change frequently and may be difficult to detect, and as such we (or third-party vendors) may be unable to anticipate these techniques or implement adequate preventive measures. In addition, hardware, software or applications we (or third-party vendors) develop or procure from third parties may contain defects in design or manufacture or other problems that could unexpectedly compromise the security of information systems.



Unauthorized parties may attempt to gain access to our systems or facilities, or those of third parties with whom we do business, through fraud or other forms of deception.

On occasion, we have acquired additional information systems through our business acquisitions, and these acquired systems may expose us to risk. We also license certain third-party software to support our operations and information systems. Our inability, or the inability of third-party vendors, to continue to maintain and upgrade information systems and software could disrupt or reduce the efficiency of our operations. In addition, costs and potential problems and interruptions associated with the implementation of new or upgraded systems and technology or with maintenance or adequate support of existing systems also could disrupt or reduce the efficiency of our operations.

A cyber-attack or other incident that bypasses the security measures of our information systems could cause a security breach, which may lead to a material disruption to our information systems infrastructure or business, significant costs to remediate (e.g., data recovery) and may involve a significant loss of business or patient health information. If a cyber-attack or other unauthorized attempt to access our systems or facilities were successful, it could also result in the theft, destruction, loss, misappropriation or release of confidential information or intellectual property, and could cause operational or business delays that may materially impact our ability to provide various healthcare services. Any successful cyber-attack or other unauthorized attempt to access our systems or facilities also could result in negative publicity which could damage our reputation or brand with our patients, referral sources, payors or other third parties and could subject us to a number of adverse consequences, the vast majority of which are not insurable, including but not limited to, disruptions in our operations, regulatory and other civil and criminal penalties, fines, investigations and enforcement actions (including, but not limited to, those arising from the SEC, Federal Trade Commission, Office of Civil Rights, the OIG or state attorneys general), fines, private litigation with those affected by the data breach (including class action litigation), loss of customers, disputes with payors and increased operating expense, which either individually or in the aggregate could have a material adverse effect on our business, financial position, results of operations, liquidity, and stock price.

***We may not be fully reimbursed for all services for which each facility bills through consolidated billing, which could adversely affect our revenue, financial condition and results of operations.***

SNFs are required to perform consolidated billing for certain items and services furnished to patients and residents. The consolidated billing requirement requires the SNF to effectively bill for the entire package of care that its patients receive in these situations. Post-hospitalization skilled nursing services must be “bundled” into the hospital’s diagnostic related group (DRG) payment in certain circumstances, in which case the hospital and SNF must effectively divide the payment that otherwise would have been made to the hospital. Although this practice is uncommon, it adversely affects SNF utilization and payments, whether due to the practical difficulty of this apportionment or hospitals being reluctant to lose revenue by discharging patients to a SNF. If more payments are required to be bundled in the future, this trend may continue, with our SNFs not receiving full reimbursement for all the services they provide, and have a further adverse effect on SNF utilization and revenue.

***Increased competition for, or a shortage of, nurses and other skilled personnel could increase our staffing and labor costs and subject us to monetary fines.***

Our success depends upon our ability to retain and attract nurses and other skilled personnel, such as Certified Nurse Assistants, social workers and speech, physical and occupational therapists, as well as skilled management personnel responsible for day-to-day facility operation. Each facility has a facility leader responsible for the overall day-to-day operations of the facility, including quality of care, social services and financial performance. Depending upon the size of the facility, each facility leader is supported by facility staff who are directly responsible for day-to-day care of the patients, marketing and community outreach programs. Other key positions supporting each facility may include individuals responsible for physical, occupational and speech therapy, food service and maintenance. We compete with various healthcare service providers, including other skilled nursing providers, in retaining and attracting qualified and skilled personnel.

Our independent SNFs are located in the states of Arizona, California, Colorado, Idaho, Iowa, Kansas, Nebraska, Nevada, South Carolina, Tennessee, Texas, Utah, Washington and Wisconsin. All states follow the current federal regulation relative to staffing, which establishes that SNFs are required to staff to meet the needs of the residents present in the facility. In addition, several states have established minimum staffing requirements for facilities operating in those states.



Failure to comply with these requirements can, among other things, jeopardize a facility's compliance with the conditions of participation under relevant state and federal healthcare programs. If a facility is determined to be out of compliance with these requirements, it may be subject to a notice of deficiency, a citation, or a significant fine or litigation risk, with penalties including the suspension of patient admissions and the termination of Medicaid participation, or the suspension, revocation or non-renewal of the SNF's license.

On September 1, 2023, CMS published a long-awaited proposed rule setting forth proposed SNF minimum staffing requirements at the federal level. In relevant part, these proposed federal standards require 1) minimum nurse staffing standards of 0.55 HPRD for RNs and 2.45 HPRD for NAs; and 2) a requirement to have a RN on-site 24 hours per day, seven days per week. This proposed rule contains numerous other provisions discussed in more detail in Item 1., under *Government Regulation*. Comments are still being submitted for this proposed rule, and the substance of both the comments and any revisions to the later-issued final rule setting forth minimum staffing requirements may influence the effect that this rule has on our business and its financial performance.

Nonetheless, for the federal government or any state government to materially change the way compliance with the minimum staffing standard is calculated or enforced, our labor costs could increase and the current shortage of healthcare workers could impact us more significantly. The broader labor market where we compete is in a state of disequilibrium where the needs of businesses such as ours outstrip the supply of available and willing workers. There is additional upward pressure on wages from different industries and more generally due to the current rate of inflation. Some of these industries compete with us for labor and others that do not, which makes it difficult to make significant hourly wage and salary increases due to the fixed nature of our reimbursement under insurance contracts as well as Medicare and Medicaid, in addition to our increasing variable costs. Due to the limited supply of qualified applicants who seek or are willing to accept employment, these broader concerns, may increase our labor costs or lead to potential staffing shortages, reduced operations to comply with applicable laws and regulations, or difficulty complying with those laws and regulations at current operational levels.

Federal laws and regulations, including the proposed minimum nurse staffing levels if they are made final, may increase our costs of maintaining qualified nursing and skilled personnel, or make it more difficult for us to attract or retain qualified nurses and skilled staff members. Proposed legislation, such as the previously proposed Nursing Home Improvement Act and the proposed HCBS Access Act, may make it more expensive to compete for, hire, and retain nursing staff, if passed into law in substantially the same form as previously introduced to Congress. The Biden-Harris Administration's desire to increase staffing level requirements for the nursing home industry and to tie reimbursement to the salary, benefits, and retention of staff also may increase our labor costs. CMS has published guidance to surveyors addressing topics that specifically include nurse staffing and collection of payroll data to evaluate appropriate staffing levels, which may lead to future regulation that increase our staffing requirements and labor costs or lower revenues.

Similar state-level requirements in the states where our independent SNFs operate, whether such requirements are passed by statute, regulation, or executive order, may result in a shortage or inability to obtain nurses and skilled staff. Prior concerns about the COVID-19 vaccination IFR may be abated by the Omnibus Final Rule's withdrawal of that IFR. The withdrawal of the COVID-19 vaccination IFR may allow for nursing and other personnel unwilling to receive the COVID-19 vaccination to re-enter the workforce for Medicare-certified facilities and increase the pool of hireable talent.

Increased competition for, or a shortage of, nurses or other trained personnel, or general ongoing inflationary pressures may require that we enhance our pay and benefits packages to compete effectively for such personnel. Turnover rates and the magnitude of the shortage of nurses or other trained personnel vary substantially from facility to facility, and may adversely affect those facilities' quality ratings based on data reported to CMS. In addition, state laws regarding minimum wage increases, such as California's minimum wage increases for both health care and fast-food workers, may intensify competition for unskilled labor in both skilled and unskilled settings. For skilled workers within the skilled care market where we operate, the costs of skilled labor, which are already greater than unskilled labor, could increase further. Similarly, the increased minimum wage of unskilled labor will not only increase the cost of unskilled labor, but may also have effects that dissuade workers from training to join the skilled workforce to earn higher wage growth, resulting in a smaller pool of available skilled workers and further increased competition—and higher wages—for them. If we fail to attract and retain qualified and skilled personnel, our ability to conduct our business operations could be harmed.

***Annual caps and other cost-reductions for outpatient therapy services may reduce our future revenue and profitability or cause us to incur losses.***

As discussed in detail in Item 1., under *Government Regulation*, sub-heading *Part B Rehabilitation Requirements*, several government actions have been taken in recent years to try and contain the costs of rehabilitation therapy services provided under Medicare Part B, including the MPPR, institution of annual caps, mandatory medical reviews for annual claims beyond a certain monetary threshold, and a reduction in reimbursement rates for therapy assistant claim modifiers. Of specific concern has been CMS efforts to lower Medicare Part B reimbursement rates for outpatient therapy services in 2021, 2022 and 2023. Such cost-containment measures and ongoing payment changes could have an adverse effect on our revenue.

***The Office of the Inspector General or other regulatory authorities may choose to more closely scrutinize billing practices in areas where we operate or propose to expand, which could result in an increase in regulatory monitoring and oversight, decreased reimbursement rates, or otherwise adversely affect our business, financial condition and results of operations.***

As discussed in greater detail in Item 1., under *Government Regulation*, *Civil and Criminal Fraud and Abuse Laws and Enforcement*, the OIG regularly conducts investigations regarding certain payment or compliance issues within the healthcare industry. The OIG identified SNF compliance as an issue of concern in its 2021 and 2022 semi-annual reports to Congress, and its January 2023 study regarding SNF emergency preparedness identified the need for further oversight and addition of SNF emergency readiness to the OIG's 2023 work plan. In November of 2023, OIG added to its work plan an audit of nursing homes' nurse staffing hours reported in CMS's payroll-based journal, for which OIG expects to issue a report in FY 2025. Nursing homes were also a topic of discussion in the OIG's 2023 semiannual report to Congress, which emphasized the continued protection and oversight of care that nursing facilities provide to residents. Among other things, the OIG recommended a reduction in the use of psychotropic drugs in nursing homes and urged CMS to evaluate the appropriateness of psychotropic drug use among residents, including the use of data to identify nursing homes with higher rates of use for potential further scrutiny and action. Based on this information, SNFs in particular are potential targets for more robust scrutiny and examination by regulators. Recent publications and statements by the Biden-Harris Administration have also called for greater scrutiny of SNF facilities.

To respond to the local community needs and the shifting of higher acuity patients from the acute care setting to the SNF setting, over time our overall patient mix has consistently shifted to higher acuity and higher-resource utilization patients in most facilities we operate. We also use specialized care-delivery software that assists our caregivers in more accurately capturing and recording activities of daily living services, among other things. These efforts may place us under greater scrutiny with the OIG, CMS, our fiscal intermediaries, recovery audit contractors and others.

***State efforts to regulate or deregulate the healthcare services industry or the construction or expansion of healthcare facilities could impair our ability to expand our operations, or could result in increased competition.***

Some states require healthcare providers, including SNFs, to obtain prior approval, known as a certificate of need, for: (1) the purchase, construction or expansion of healthcare facilities; (2) capital expenditures exceeding a prescribed amount; or (3) changes in services or bed capacity.

Other states that do not require certificates of need have effectively barred the expansion of existing facilities and the establishment of new ones by placing partial or complete moratoria on the number of new Medicaid beds those states will certify in certain areas or throughout the entire state. Still other states have established such stringent development standards and approval procedures for constructing new healthcare facilities that the construction of new facilities, or the expansion or renovation of existing facilities, may become cost-prohibitive or extremely time-consuming. In addition, some states require the approval of the state Attorney General for acquisition of a facility being operated by a non-profit organization.

Our ability to acquire or construct new facilities or expand or provide new services at existing facilities would be adversely affected if we are unable to obtain the necessary approvals, if there are changes in the standards applicable to those approvals, or if we experience delays and increased expenses associated with obtaining those approvals. We may not be able to obtain licensure, certificate of need approval, Medicaid certification, state Attorney General approval or other necessary approvals for future expansion projects. Conversely, the elimination or reduction of state regulations that limit the construction, expansion or renovation of new or existing facilities could result in increased competition to us or result in overbuilding of facilities in some of our markets. If overbuilding in the skilled nursing industry in the markets in which we operate were to occur, it could reduce the occupancy rates of existing facilities and, in some cases, might reduce the private rates that we charge for our services.

***Newly enacted and proposed legislation in the States where our independent subsidiaries are located may affect our operations in terms of individual litigation and the broader regulatory environment.***

A bill in the State of California was recently signed into law which increases the cap of non-economic damages awarded to plaintiffs who are successful in medical malpractice litigation. The cap increases from \$0.25 million to \$0.35 million beginning on January 1, 2023, then increases over the following 10 years until the cap reaches a maximum of \$0.75 million, with further adjustments for inflation. In wrongful death cases, the cap increases from \$0.25 million to \$0.5 million on January 1, 2023, with incremental increases over the following 10 years until the cap reaches a maximum of \$1.0 million, with adjustments for inflation. Due to California's influence on other states, other jurisdictions where we operate may enact similar laws. Similar to the potential incentive of increased damages caps, the Supreme Court's recent decision in certain case may increase public interest in potential claims against SNFs and senior living facilities, particularly pertaining to specific civil rights claims against governmental actors rather than general liability claims against privately owned SNFs such as those operated by our independent subsidiaries. While there may be additional claims and litigation that arise from the Supreme Court's decision that have an adverse impact on our cash flow, it is not expected that the decision will have a significant impact on our business.

Another example, California's adoption of the Skilled Nursing Facility Ownership and Management Reform Act of 2022, discussed in Item 1., *Government Regulation*, imposes new requirements for obtaining licenses to operate SNFs. These new requirements may delay or limit the ability to obtain new SNF licenses within that state, whether through acquisition of existing facilities or opening a new facility. This new law's obligations may increase the costs of obtaining licensure, make applications more time-consuming and complex, and may result in civil penalties and other sanctions against our independent subsidiaries in the event they are not compliant with these new licensure application requirements. As a result, this new law may delay or impede growth within California. As with the bill that increases the cap of non-economic damages for medical malpractice litigation, California's influence on other states may result in this legislation becoming a model for other states and having similar, potentially adverse effects within those jurisdictions as well.

More recently, California's legislature has proposed bills related to increasing the minimum wage for workers, spending requirements and increased disclosure. As discussed in Item 1., *Government Regulation*, these proposed bills would create new and costly obligations on our independent subsidiaries if they became law and if enacted, would adversely affect our business, operations, and profitability.

As another example, Texas passed a bill which partially restored Medicaid state relief funding for SNFs through August 31, 2023, while it also considered legislation that contained direct care spending requirements and ownership, similar to proposed federal rulemaking discussed in Item 1., *Government Regulation*. While this bill provided financial relief to our independent subsidiaries in Texas, other proposed bills may impose the same regulatory requirements and limitations inherent in both the proposed legislation in other states and the federally proposed rule requiring disclosure of such information in applications and change-of-ownership disclosures, which may adversely affect our business, operations, and profitability.

***Changes to federal and state employment-related laws and regulations could increase our cost of doing business.***

Our independent subsidiaries are subject to a variety of federal and state employment-related laws and regulations, including, but not limited to, the U.S. Fair Labor Standards Act that governs such matters as minimum wages, overtime and other working conditions, the ADA and similar state laws that provide civil rights protections to individuals with disabilities in the context of employment, public accommodations and other areas, the National Labor Relations Act, regulations of the EEOC, regulations of the Office of Civil Rights, regulations of state attorney generals, family leave mandates and a variety of similar laws enacted by the federal and state governments that govern these and other employment law matters.

On October 13, 2023, the California Governor signed into law a bill that impacts the minimum wage of healthcare workers. Effective June 1, 2024, the law raises the minimum wage for California healthcare employees and sets a new standard salary threshold for those who are considered exempt healthcare employees. The bill only becomes effective for SNFs if a patient care minimum spending bill is also passed, which is expected to be introduced in the near future. If the minimum wage that must be paid to SNF employees in California increases, this would result in increased labor costs and challenges achieving or maintaining profitability within the state. Further, as states raise industry specific minimum wages employees will anticipate higher pay, placing additional pressure on our business to meet wage demands and compete for skilled talent in an already challenging labor market.

The Biden-Harris Administration has requested HHS and CMS study and issue proposed rules regarding care-based careers, including improving access to training, increasing the attractiveness of compensation in care-based positions, and improving the retention and career progression of care workers. The administration has sought proposed rules that tie some of these issues, such as wages and retention, to Medicare reimbursement for facilities. Other pending legislation, such as the HCBS Access Act, indicate a legislative priority of providing funding for care-based careers that may affect our pool of desired workers. Rising operating costs due to labor shortages, greater compensation and incentives required to attract and retain qualified personnel and higher-than-usual inflation on items including energy, utilities, food and other goods used in our facilities and the costs for transporting these items could increase our cost and decrease our profits.

On September 1, 2023, CMS published a long-awaited proposed rule setting forth proposed SNF minimum staffing requirements at the federal level. In relevant part, these proposed federal standards require 1) minimum nurse staffing standards of 0.55 HPRD for RNs and 2.45 HPRD for NAs; and 2) a requirement to have a RN on-site 24 hours per day, seven days per week. This proposed rule contains numerous other provisions discussed in more detail in Item 1., under *Government Regulation*. Comments are still being submitted for this proposed rule, and the substance of both the comments and any revisions to the later-issued final rule setting forth minimum staffing requirements may influence the effect that this rule has on our business and its financial performance. Any implementation of this proposed rule, however, is likely to increase demand for labor, including skilled caregivers, increase our costs, and may adversely affect our financial performance.

The compliance costs associated with these laws and evolving regulations could be substantial. By way of example, all of our independent subsidiaries are required to comply with the ADA, which has separate compliance requirements for “public accommodations” and “commercial properties,” but generally requires that buildings be made accessible to people with disabilities. Compliance with ADA requirements could require removal of access barriers and non-compliance could result in imposition of government fines or an award of damages to private litigants. Further legislation may impose additional burdens or restrictions with respect to access by disabled persons. In addition, federal proposals to introduce a system of mandated health insurance and flexible work time and other similar initiatives could, if implemented, adversely affect our operations. We also may be subject to employee-related claims such as wrongful discharge, discrimination or violation of equal employment law. While we are insured for these types of claims, we could be subject to damages that are not covered by our insurance policies or that exceed our insurance limits, and we may be required to pay such damages directly, which would negatively impact our cash flow from operations.

***Required regulatory approvals could delay or prohibit transfers of our healthcare operations, which could result in periods in which we are unable to receive reimbursement for such properties.***

The operations of our independent subsidiaries must be licensed under applicable state law and, depending upon the type of operation, certified or approved as providers under the Medicare and/or Medicaid programs. In the process of acquiring or transferring operating assets, our operations must receive change of ownership approvals from state licensing agencies, Medicare and Medicaid as well as third-party payors. Proposed rules regarding the disclosure of SNF facility ownership, if made effective, may increase the scrutiny placed on companies that operate, directly or indirectly, multiple SNFs, and may subject our licensing and approval process to additional scrutiny or delays. If there are any delays in receiving regulatory approvals from the applicable federal, state or local government agencies, or the inability to receive such approvals, such delays or denials could result in delayed or lost reimbursement related to periods of service prior to the receipt of such approvals, which could negatively impact our cash position.

***Compliance with federal and state fair housing, fire, safety and other regulations may require us to make unanticipated expenditures, which could be costly to us.***

We must comply with the federal Fair Housing Act and similar state laws, which prohibit us from discriminating against individuals if it would cause such individuals to face barriers in gaining residency in any of our independent subsidiaries. Additionally, the Fair Housing Act and other similar state laws require that we advertise our services in such a way that we promote diversity and not limit it. We may be required, among other things, to change our marketing techniques to comply with these requirements.

In addition, our independent subsidiaries are required to operate in compliance with applicable fire and safety regulations, building codes and other land use regulations and food licensing or certification requirements as they may be adopted by governmental agencies and bodies from time to time. Like other healthcare facilities, our independent SNFs are subject to periodic surveys or inspections by governmental authorities to assess and assure compliance with regulatory requirements. Surveys occur on a regular (often annual or biannual) schedule, and special surveys may result from a specific complaint filed by a patient, a family member or one of our competitors. We may be required to make substantial capital expenditures to comply with these requirements. In some cases, we may be unable to comply with new regulations prior to their effective date exposing us to potential fines or regulatory action.

***We depend largely upon reimbursement from third-party payors, and our revenue, financial condition and results of operations could be negatively impacted by any changes in the acuity mix of patients in our independent subsidiaries as well as payor mix and payment methodologies.***

Our revenue is affected by the percentage of the patients of our independent subsidiaries who require a high level of skilled nursing and rehabilitative care, whom we refer to as high acuity patients, and by our mix of payment sources. Changes in the acuity level of patients we attract, as well as our payor mix among Medicaid, Medicare, private payors and managed care companies, significantly affect our profitability. We generally receive higher reimbursement rates for high acuity patients, and payors reimburse us at different rates. For the year ended December 31, 2023 and 2022, 72.6% and 73.7%, of our revenue was provided by government payors that reimburse us at predetermined rates, respectively. If our labor or other operating costs increase, we will be unable to recover such increased costs from government payors. Accordingly, if we fail to maintain our proportion of high acuity patients or if there is any significant increase in the percentage of the patients of our independent subsidiaries for whom we receive Medicaid reimbursement, our results of operations may be adversely affected.

Initiatives undertaken by major insurers and managed care companies to contain healthcare costs may adversely affect our business. These tactics include contracting with healthcare providers to obtain services on a discounted basis. We believe that this trend will continue and may limit reimbursements for healthcare services. If insurers or managed care companies from whom we receive substantial payments were to reduce the amounts they pay for services and we did not wish to accept such reductions, we may lose patients if we choose not to renew our contracts with these insurers at lower rates. Additionally, trade publications within the healthcare industry have reported on the trend of payors using the No Surprises Act as a means to force re-negotiation of reimbursement rates for providers and facilities, leading to litigation between these providers and/or facilities against payors and it may adversely affect us as well.

As discussed under Item 1., *Government Regulation*, the Biden-Harris Administration has requested HHS and CMS conduct studies to evaluate potential staffing, data reporting, employee compensation and retention, and resident experience regulations that may result in a reduction of our revenue from Medicare and Medicaid. CMS first requested information regarding these priorities in 2022 and subsequently published further requests for information from the public in the Federal Register to aid in studies and anticipated rulemaking. CMS's proposed rule regarding disclosure of significant information regarding their ownership, operations, management and the owners of real property leased or subleased by our independent subsidiaries, may result in additional regulatory requirements for participation in those programs.

***We are subject to litigation that could result in significant legal costs and large settlement amounts or damage awards.***

The skilled nursing business involves a significant risk of liability given the age and health of the patients and residents of our independent subsidiaries and the services we provide. The industry has experienced an increased trend in the number and severity of litigation claims, due in part to the number of large verdicts, including large punitive damage awards. These claims are filed based upon a wide variety of claims and theories, including deficiencies under conditions of participation under certain state and federal healthcare programs. Plaintiffs' attorneys have become increasingly more aggressive in their pursuit of claims against healthcare providers, including skilled nursing providers, employing a wide variety of advertising and solicitation activities to generate more claims. The increased caps on damages awarded in such actions, as discussed above, may trigger a larger number of these lawsuits against our independent subsidiaries in California and other states that adopt similar legislation. The defense of lawsuits has in the past, and may in the future, result in significant legal costs, regardless of the outcome. Additionally, increases to the frequency and/or severity of losses from such claims and suits may result in increased liability insurance premiums or a decline in available insurance coverage levels, which could materially and adversely affect our business, financial condition and results of operations.

We have in the past been subject to class action litigation involving claims of violations of various regulatory requirements and been able to settle these claims without an ongoing material adverse effect on our business. Future claims could be brought that may materially affect our business, financial condition and results of operations. Other claims and suits, including class actions, continue to be filed against us and other companies in our industry. For example, there has been a general increase in the number of wage and hour class action claims filed in several of the jurisdictions where we operate, typically based on alleged failures to permit or properly compensate for meal and rest periods, or failure to pay for time worked. If there were a significant increase in the number of these claims against us or an increase in amounts owing should plaintiffs be successful in their claims, this could have a material adverse effect to our business, financial condition, results of operations and cash flows.

We are subject to potential lawsuits under the FCA and comparable state laws alleging submission of fraudulent claims for services to any healthcare program (such as Medicare or Medicaid) or other payor. Under the qui tam or "whistleblower" provisions of the FCA, a private individual with knowledge of fraud or potential fraud may bring a claim on behalf of the federal government and receive a percentage of the federal government's recovery. Due to these whistleblower incentives, qui tam lawsuits have become more frequent. For example, despite the decision of the DOJ to decline to participate in litigation based on the subject matter of its previously issued CID, the involved qui tam relator moved forward with the complaint in December 2020. Refer to Item 3. *Legal Proceedings* for additional information on this case.

Beyond our skilled nursing business, we engage in numerous ancillary businesses through one or more of our subsidiaries. These ancillary businesses generally support and provide services complementary to our operations, including but not limited to non-emergent ground transportation for patients and residents. Our ancillary businesses may also be the subject of claims, lawsuits, and regulatory oversight that are specific to the particular services they offer. Noncompliance with the laws and regulations that may apply to our ancillary businesses may result in fines, penalties, and civil claims paid by our affected independent subsidiaries. Specific to our non-emergent ground transportation business, the drivers employed by this business may be subject to additional state-specific regulations regarding working time allowed to be spent driving, waiting time, and break or rest periods, and violations of these rules may lead to regulatory fines, penalties, or claims to be paid to individual drivers, in addition to the general employment risks described above.

Our ancillary businesses also are susceptible to general liability claims based on facts and circumstances that are specific to their activities and operations, such as claims for automobile-involved accidents against our non-emergent ground transportation business. The defense of claims and lawsuits relating to our ancillary businesses in the past, and may in the future, result in significant legal costs, regardless of the outcome. As our ancillary businesses grow, the independent subsidiaries may be subject to increased frequency and/or severity of losses from such claims and suits which may result in increased liability insurance premiums and decline in available coverage as described above, which could materially and adversely affect our business, financial condition and results of operations.

In addition, we contract with a variety of landlords, lenders, vendors, suppliers, consultants and other individuals and businesses. These contracts typically contain covenants and default provisions. If the other party to one or more of our contracts were to allege that we have violated the contract terms, we could be subject to civil liabilities which could have a material adverse effect on our financial condition and results of operations.

If litigation is instituted against one or more of our subsidiaries, a successful plaintiff might attempt to hold us or another subsidiary liable for the alleged wrongdoing of the subsidiary principally targeted by the litigation. If a court in such litigation decided to disregard the corporate form, the resulting judgment could increase our liability and adversely affect our financial condition and results of operations.

Congress has repeatedly considered, without passage, a bill that would require, among other things, that agreements to arbitrate nursing home disputes be made after the dispute has arisen rather than before prospective patients move in, to prevent nursing home operators and prospective patients from mutually entering into a pre-admission pre-dispute arbitration agreement. This bill, known as the Fairness in Nursing Home Arbitration Act, was introduced in the House of Representatives in 2021; the bill and its analogue introduced in the Senate have never made it out of the committees to which they were referred for discussion. This legislation or similar bills have not yet been introduced in the current session of Congress, which commenced at the beginning of 2023.

Our independent subsidiaries use arbitration agreements, which have generally been favored by the courts, to streamline the dispute resolution process and reduce our exposure to legal fees and excessive jury awards. CMS has identified these arbitration agreements as an area of focus and issued guidance to state surveyors regarding federal requirements for the use of arbitration agreements in nursing home care, with non-compliance potentially resulting in fines and other sanctions. If we are not able to secure pre-admission arbitration agreements, our litigation exposure and costs of defense in patient liability actions could increase, our liability insurance premiums could increase, and our business may be adversely affected.

The outcomes of any of these litigation matters are difficult to predict and litigation and other legal claims are subject to inherent uncertainties. Those uncertainties include, but are not limited to, litigation costs and attorneys' fees, unpredictable judicial or jury decisions and the differing laws and judicial proclivities regarding damage awards among the states in which we operate. A further complication is that even where the possibility of an adverse outcome is remote under traditional legal analysis, juries sometimes substitute their subjective views in place of facts and established legal principles. Unexpected outcomes in such legal proceedings, or changes in management's evaluation or predictions of the likely outcomes of such proceedings (possibly resulting in changes in established reserves) could have a material adverse effect on our business, financial condition, and results of operations.

***We conduct regular internal investigations into the care delivery, recordkeeping and billing processes of our independent subsidiaries. These reviews sometimes detect instances of noncompliance which we attempt to correct, which can decrease our revenue.***

As an operator of healthcare facilities, we have a program to help us comply with various requirements of federal and private healthcare programs. Our compliance program includes, among other things, (1) policies and procedures modeled after applicable laws, regulations, sub-regulatory guidance and industry practices and customs that govern the clinical, reimbursement and operational aspects of our subsidiaries; (2) training about our compliance process for all of the employees of our independent subsidiaries, our directors and officers, and training about Medicare and Medicaid laws, fraud and abuse prevention, clinical standards and practices, and claim submission and reimbursement policies and procedures for appropriate employees; and (3) internal controls that monitor, among other things, the accuracy of claims, reimbursement submissions, cost reports and source documents, provision of patient care, services, and supplies as required by applicable standards and laws, accuracy of clinical assessment and treatment documentation, and implementation of judicial and regulatory requirements (i.e., background checks, licensing and training).

From time to time our systems and controls highlight potential compliance issues, which we investigate as they arise. Historically, we have, and will continue to do so in the future, initiated internal inquiries into possible recordkeeping and related irregularities at our independent SNFs, which were detected by our internal compliance team in the course of its ongoing reviews.

Through these internal inquiries, we have identified potential deficiencies in the assessment of and recordkeeping for small subsets of patients. We have assisted in implementing, targeted improvements in the assessment and recordkeeping practices to make them consistent with the existing standards and policies applicable to our independent SNFs. We continue to monitor the measures implemented for effectiveness and perform follow-up reviews to ensure compliance. Consistent with healthcare industry accounting practices, we record any charge for refunded payments against revenue in the period in which the claim adjustment becomes known.

If additional reviews result in identification and quantification of additional amounts to be refunded, we will accrue additional liabilities for claim costs and interest, and repay any amounts due in normal course and within the time permitted by law. Failure to refund overpayments within required time frames (as described in greater detail above) could result in FCA liability and our business, financial condition and results of operations could be materially and adversely affected and our stock price could decline.

***We may be unable to complete future facility or business acquisitions at attractive prices or at all, which may adversely affect our revenue; we may also elect to dispose of underperforming or non-strategic independent subsidiaries, which would also decrease our revenue.***

To date, our revenue growth has been significantly impacted by our acquisition of new facilities and businesses. Subject to general market conditions and the availability of essential resources and leadership within our company, we continue to seek both single-and multi-facility acquisition and business acquisition opportunities that are consistent with our geographic, financial and operating objectives.



We face competition for the acquisition of facilities and businesses and expect this competition to increase. Based upon factors such as our ability to identify suitable acquisition candidates, future regulations affecting our ability to purchase facilities, the purchase price of the facilities, increasing interest rates for debt-financed purchases, prevailing market conditions, the availability of leadership to manage new facilities and our own willingness to take on new operations, the rate at which we have historically acquired facilities has fluctuated significantly. In the future, we anticipate the rate at which we may acquire facilities will continue to fluctuate, which may affect our revenue.

We have also previously acquired a few facilities, which were or have proven to be non-strategic or less desirable, and we may consider disposing of such facilities or exchanging them for facilities that are more desirable, either because they were included in larger, indivisible groups of facilities or under other circumstances. To the extent we dispose of such a facility without simultaneously acquiring a facility in exchange, our revenue may decrease.

***We may not be able to successfully integrate acquired facilities and businesses into our operations, and we may not achieve the benefits we expect from any of our facility acquisitions.***

We may not be able to successfully or efficiently integrate new acquisitions of facilities and businesses with our existing independent subsidiaries, culture and systems. The process of integrating acquisitions into our existing operations may result in unforeseen operating difficulties, divert management's attention from existing operations, or require an unexpected commitment of staff and financial resources, and may ultimately be unsuccessful. Existing operations available for acquisition frequently serve or target different markets than those that we currently serve. We also may determine that renovations of acquired facilities and changes in staff and operating management personnel are necessary to successfully integrate those acquisitions into our existing operations. We may not be able to recover the costs incurred to reposition or renovate newly independent subsidiaries. The financial benefits we expect to realize from many of our acquisitions are largely dependent upon our ability to improve clinical performance, overcome regulatory deficiencies, rehabilitate or improve the reputation of the operations in the community, increase and maintain occupancy, control costs, and in some cases change the patient acuity mix. If we are unable to accomplish any of these objectives at the independent subsidiaries we acquire, we will not realize the anticipated benefits and we may experience lower than anticipated profits, or even losses.

During the year ended December 31, 2023, we expanded our operations and real estate portfolio through a combination of long-term leases and real estate purchases, with the addition of 26 skilled nursing operations. This growth has placed and will continue to place significant demands on our current management resources. Our ability to manage our growth effectively and to successfully integrate new acquisitions into our existing business will require us to continue to expand our operational, financial and management information systems and to continue to retain, attract, train, motivate and manage key employees, including facility-level leaders and our local directors of nursing. We may not be successful in attracting qualified individuals necessary for future acquisitions to be successful, and our management team may expend significant time and energy working to attract qualified personnel to manage facilities we may acquire in the future. Also, the newly acquired facilities may require us to spend significant time improving services that have historically been substandard, and if we are unable to improve such facilities quickly enough, we may be subject to litigation and/or loss of licensure or certification. If we are not able to successfully overcome these and other integration challenges, we may not achieve the benefits we expect from any of our acquisitions, and our business may suffer.

***In undertaking acquisitions, we may be adversely impacted by costs, liabilities and regulatory issues that may adversely affect our operations.***

In undertaking acquisitions, we also may be adversely impacted by unforeseen liabilities attributable to the prior providers who operated those facilities, against whom we may have little or no recourse. Many facilities we have historically acquired were underperforming financially and had clinical and regulatory issues prior to and at the time of acquisition. Even where we have improved independent subsidiaries and patient care at facilities that we have acquired, we still may face post-acquisition regulatory issues related to pre-acquisition events. These may include, without limitation, payment recoupment related to our predecessors' prior noncompliance, the imposition of fines, penalties, operational restrictions or special regulatory status. Further, we may incur post-acquisition compliance risk due to the difficulty or impossibility of immediately or quickly bringing non-compliant facilities into full compliance. Diligence materials pertaining to acquisition targets, especially the underperforming facilities that often represent the greatest opportunity for return, are often inadequate, inaccurate or impossible to obtain, sometimes requiring us to make acquisition decisions with incomplete information. Despite our due diligence procedures, facilities that we have acquired or may acquire in the future may generate unexpectedly low returns, may cause us to incur substantial losses, may require unexpected levels of management time, expenditures or other resources, or may otherwise not meet a risk profile that our investors find acceptable.



In addition, we might encounter unanticipated difficulties and expenditures relating to any of the acquired facilities, including contingent liabilities. For example, when we acquire a facility, we generally assume the facility's existing Medicare provider number for purposes of billing Medicare for services. If CMS later determines that the prior owner of the facility had received overpayments from Medicare for the period of time during which it operated the facility, or had incurred fines in connection with the operation of the facility, CMS could hold us liable for repayment of the overpayments or fines. We may be unable to improve every facility that we acquire. In addition, operation of these facilities may divert management time and attention from other operations and priorities, negatively impact cash flows, result in adverse or unanticipated accounting charges, or otherwise damage other areas of our company if they are not timely and adequately improved.

We also incur regulatory risk in acquiring certain facilities due to the licensing, certification and other regulatory requirements affecting our right to operate the acquired facilities. For example, in order to acquire facilities on a predictable schedule, or to acquire declining operations quickly to prevent further pre-acquisition declines, we frequently acquire such facilities prior to receiving license approval or provider certification. We operate such facilities as the interim manager for the outgoing licensee, assuming financial responsibility, among other obligations for the facility. To the extent that we may be unable or delayed in obtaining a license, we may need to operate the facility under a management agreement from the prior operator. Any inability in obtaining consent from the prior operator of a target acquisition to utilizing its license in this manner could impact our ability to acquire additional facilities. Further, anticipated future regulations may cause delays in acquiring the required licenses and certifications, if it is possible to do so at all. If we were subsequently denied licensure or certification for any reason, we might not realize the expected benefits of the acquisition and would likely incur unanticipated costs and other challenges which could cause our business to suffer.

***If we do not achieve or maintain competitive quality of care ratings from CMS or private organizations engaged in similar monitoring activities, our business may be negatively affected.***

As discussed in Item 1., under *Government Regulation*, CMS provides comparative public data, rating every SNF operating in each state based upon quality-of-care indicators. Certain private organizations engage in similar monitoring and ranking activities. CMS's system is the Five-Star Quality Rating System which gives each nursing home a rating of between one and five stars in various categories, with five-star ratings harder to obtain over time. The ratings are available on a consumer-facing website, Nursing Home Compare. In cases of acquisitions, the previous operator's clinical ratings are included in our overall Five-Star Quality Rating and the rating may not reflect the improvements we were able to make until it is recalculated. Based on CMS's guidance and regulations, we expect more data to be collected by CMS and reported on the Nursing Home Compare website in the future. Additionally, CMS's ownership transparency final rule, which requires the disclosure of SNF ownership and affiliated parties, will ultimately provide for the public disclosure of information reported to CMS under that rule. This publicly available information may result in potential residents perceiving our highly rated facilities to be less desirable if they share ownership with lower rated facilities, even if the lower rated facility is a new acquisition or has a lower score for reasons beyond our control.

CMS continues to increase quality measure thresholds, making it more difficult to achieve upward and five-star ratings. CMS increased its quality measure thresholds in October of 2022, making it more difficult for facilities to obtain or maintain four- and five-star ratings, which were most recently re-calculated in July of 2023, allowing only 10% of nursing facilities within a state to receive a five-star rating. CMS discloses the increasing standards for four- and five-star ratings in its star rating cut point table, which discloses the points needed for each star rating within every state. CMS has indicated that it will increase these quality measure thresholds every six months. Some facilities may see a decline in their overall five-star rating absent any new inspection information, and as a result the five-star ratings of our independent subsidiaries may decline even as their quality measures remain unchanged or improve. Additionally, on the Nursing Home Compare website, CMS recently began displaying a consumer alert icon next to nursing homes that have been cited on inspection reports for incidents of abuse, neglect, or exploitation. In July of 2022, CMS updated the scoring measures used for SNFs to include six dimensions of staffing and turnover, which may adversely affect the rating of our facilities on the Nursing Home Compare website.

In July 2023, CMS revised the nursing-home level exclusion criteria used on the administrator turnover measure, adding information regarding its calculation of the staff turnover measure and publishing an updated ratings table, which identifies the points needed for each nursing facility to obtain certain star ratings within its state. This change made it more competitive to obtain a five-star rating, and more difficult to maintain such a rating once achieved. Only 10% of nursing facilities can receive a five-star rating in the state where it operates. The July 2023 change also increases the pressure on our independent subsidiaries to obtain a smaller number of available five-star ratings, as lower ratings may make it more difficult to attract prospective residents to receive our services.

In September 2023, CMS announced that it will update the staffing level case-mix adjustment methodology and freeze four of the quality measures used in the Nursing Home Five-Star Quality Rating System beginning with the April 2024 refresh of the Nursing Home Compare website data. In July 2024, CMS will change the staffing case-mix adjustment methodology to a model based on PDPM. The Nursing Home Compare website will then begin posting staffing level measures that use this methodology. CMS will revise the staffing rating thresholds to maintain the same distribution of points for staffing measures that will be affected by this freeze and replacement. Further, CMS will penalize SNFs that submit erroneous data, or fail to submit data, by awarding them the lowest possible rating on that measure. We may be significantly affected if any of our independent subsidiaries fail to submit information for the MDS in 2024, or if CMS deems their MDS submissions to be erroneous. In addition to the uncertainty created by coming changes to CMS's five-star ratings that currently are unknown, the potential negative consequences of freezing unfavorable data may adversely affect our star rating and negatively impact our ability to attract residents.

Providing quality patient care is the cornerstone of our business. We believe that hospitals, physicians and other referral sources refer patients to us in large part because of our reputation for delivering quality care. If we should fail to achieve our internal rating goals or fail to exceed the national average rating on the Five-Star Quality Rating System, including due to nursing and administrative staffing and turnover, or have facilities displaying a consumer alert icon for incidents of abuse, neglect, or exploitation, it may affect our ability to generate referrals, which could have a material adverse effect upon our business and consolidated financial condition, results of operations and cash flows.

***If we are unable to obtain insurance, or if insurance becomes more costly for us to obtain, our business may be adversely affected.***

It may become more difficult and costly for us to obtain coverage for resident care liabilities and other risks, including property, automobile and casualty insurance. For example, the following circumstances may adversely affect our ability to obtain insurance at favorable rates:

- we experience higher-than-expected professional liability, property and casualty, or other types of claims or losses;
- we receive survey deficiencies or citations of higher-than-normal scope or severity;
- we acquire especially troubled operations or facilities that present unattractive risks to current or prospective insurers;
- insurers choose to stop operating or offering policies in certain states due to changes in economic conditions or laws;
- insurers tighten underwriting standards applicable to us or our industry; or
- insurers or reinsurers are unable or unwilling to insure us or the industry at historical premiums and coverage levels.

If any of these potential circumstances were to occur, our insurance carriers may cancel or not renew our policies, or require us to significantly increase our self-insured retention levels or pay substantially higher premiums for the same or reduced coverage for insurance, including workers compensation, property and casualty, automobile, employment practices liability, directors and officers liability, employee healthcare and general and professional liability coverages.

In some states, the law prohibits or limits insurance coverage for the risk of punitive damages arising from professional liability and general liability claims or litigation. Other states where we operate have experienced a withdrawal of insurers from the marketplace due to prior losses, or are at risk of insurers leaving the market due to changes in the law that make it difficult for those insurers to operate within the state. Coverage for punitive damages is also excluded under some insurance policies. As a result, we may be liable for punitive damage awards in these states that either are not covered or are in excess of our insurance policy limits. Claims against us, regardless of their merit or eventual outcome, could also inhibit our ability to attract patients or expand our business and could require our management to devote time to matters unrelated to the day-to-day operation of our business.

With few exceptions, workers compensation and employee health insurance costs have also increased markedly in recent years and are expected to increase in the future. To partially offset these increases, we have increased the amounts of our self-insured retention and deductibles in connection with general and professional liability claims. We also have implemented a self-insurance program for workers compensation in all states, and elected non-subscriber status for workers compensation in Texas. Due to the nature of our business and the residents we serve, including the risk of claims from residents as well as potential governmental action, it may be difficult to complete the underwriting process and obtain insurance at commercially reasonable rates. If we are unable to obtain insurance, or if insurance becomes more costly for us to obtain, or if the coverage levels we can economically obtain decline, our business may be adversely affected.

***Our self-insurance programs may expose us to significant and unexpected costs and losses.***

We have maintained general and professional liability insurance since 2002 and workers compensation insurance since 2005 through a wholly-owned captive insurance subsidiary to insure our self-insurance reimbursements and deductibles as part of a continually evolving overall risk management strategy. We establish the insurance loss reserves based on an estimation process that uses information obtained from both company-specific and industry data. The estimation process requires us to continuously monitor and evaluate the life cycle of the claims. Using data obtained from this monitoring and our assumptions about emerging trends, we, along with an independent actuary, develop information about the size of ultimate claims based on our historical experience and other available industry information. The most significant assumptions used in the estimation process include determining the trend in costs, the expected cost of claims incurred but not reported and the expected costs to settle or pay damages with respect to unpaid claims. It is possible, however, that the actual liabilities may exceed our estimates of loss. We may also experience an unexpectedly large number of successful claims or claims that result in costs or liability significantly in excess of our projections. For these and other reasons, our self-insurance reserves could prove to be inadequate, resulting in liabilities in excess of our available insurance and self-insurance. If a successful claim is made against us and it is not covered by our insurance or exceeds the insurance policy limits, our business may be negatively and materially impacted.

Further, because our self-insurance reimbursements under our general and professional liability and workers compensation programs applies on a per claim basis, there is no limit to the maximum number of claims or the total amount for which we could incur liability in any policy period.

We also self-insure our employee health benefits. With respect to our health benefits self-insurance, our reserves and premiums are computed based on a mix of company specific and general industry data that is not specific to our own company. Even with a combination of limited company-specific loss data and general industry data, our loss reserves are based on actuarial estimates that may not correlate to actual loss experience in the future. Therefore, our reserves may prove to be insufficient and we may be exposed to significant and unexpected losses.

***The geographic concentration of our independent subsidiaries could leave us vulnerable to an economic downturn, regulatory changes or acts of nature in those areas.***

Our independent subsidiaries located in Arizona, California, and Texas account for the majority of our total revenue. As a result of this concentration, the conditions of local economies and real estate markets, changes in governmental rules, presence and participation of insurers, regulations and reimbursement rates or criteria, changes in demographics, state funding, acts of nature and other factors that may result in a decrease in demand and/or reimbursement for skilled nursing services in these states could have a disproportionately adverse effect on our revenue, costs and results of operations. Moreover, since over 24% of our independent subsidiaries are located in California, we are particularly susceptible to revenue loss, cost increase or damage caused by natural disasters such as electrical power shortages, fires, earthquakes or mudslides, or increased liabilities that may arise from regulations as discussed within Item 1., under *Government Regulation*.

In addition, our independent subsidiaries in Iowa, Nebraska, Kansas, South Carolina, Washington and Texas are more susceptible to revenue loss, cost increases or damage caused by natural disasters including hurricanes, tornadoes and flooding. These acts of nature may cause disruption to us, the employees of our independent subsidiaries, which could have an adverse impact on the patients of our independent subsidiaries and our business. In order to provide care for the patients of our independent subsidiaries, we are dependent on consistent and reliable delivery of food, pharmaceuticals, utilities and other goods to our independent subsidiaries, and the availability of employees to provide services. If the delivery of goods or the ability of employees to reach our independent subsidiaries were interrupted in any material respect due to a natural disaster or other reasons, it would have a significant impact on our independent subsidiaries and our business. Furthermore, the impact, or impending threat, of a natural disaster may require that we evacuate one or more facilities, which would be costly and would involve risks, including potentially fatal risks, for the patients. The impact of disasters and similar events is inherently uncertain. Such events could harm the patients and employees of our independent subsidiaries, severely damage or destroy one or more of our independent subsidiaries, harm our business, reputation and financial performance, or otherwise cause our business to suffer in ways that we currently cannot predict.

***The actions of a national labor union that has pursued a negative publicity campaign criticizing our business in the past may adversely affect our revenue and our profitability.***

We continue to maintain our right to inform the employees of our independent subsidiaries about our views of the potential impact of unionization upon the workplace generally and upon individual employees. Historically, the staff at our independent subsidiaries that have been approached to unionize have uniformly rejected union organizing efforts. Forthcoming proposed rules from CMS, which, based on the Biden-Harris Administration's executive orders discussed under *Government Regulation* in Item 1., as well as potential legislation such as the HCBS Access Act aimed toward providing more resources to those considering care-based careers, may increase the likelihood of employee unionization due to increased emphasis on care-based careers in SNF facilities. If employees decide to unionize, our cost of doing business could increase, and we could experience contract delays, difficulty in adapting to a changing regulatory and economic environment, cultural conflicts between unionized and non-unionized employees, strikes and work stoppages, and we may conclude that affected facilities or operations would be uneconomical to continue operating.

***Because we lease the majority of our independent subsidiaries, we are subject to risks associated with leased real property, including risks relating to lease termination, lease extensions and special charges, any of which could adversely affect our business, financial position or results of operations.***

As of December 31, 2023, we leased 214 of our 297 independent subsidiaries. Most of our leases are triple-net leases, which means that, in addition to rent, we are required to pay for the costs related to the property (including property taxes, insurance, and maintenance and repair costs). We are responsible for paying these costs notwithstanding the fact that some of the benefits associated with paying these costs accrue to the landlords as owners of the associated facilities.

Each lease provides that the landlord may terminate the lease for a variety of reasons, including the default in any payment of rent, taxes or other payment obligations or the breach of any other covenant or agreement in the lease. Termination of a lease could result in a default under our debt agreements and could adversely affect our business, financial position or results of operations. There can be no assurance that we will be able to comply with all of our obligations under the leases in the future.

***Failure to generate sufficient cash flow to cover required payments or meet operating covenants under our long-term debt, mortgages and long-term operating leases could result in defaults under such agreements and cross-defaults under other debt, mortgage or operating lease arrangements, which could harm our independent subsidiaries and cause us to lose facilities or experience foreclosures.***

Our Credit Facility has a borrowing capacity of up to \$600.0 million in aggregate principal amount. As of December 31, 2023 and through the filing date of this report, we had no outstanding borrowings under our Credit Facility. Twenty-three of our subsidiaries have mortgage loans insured with the Department of Housing and Urban Development (HUD) for an aggregate amount of \$150.2 million, which subjects these subsidiaries to HUD oversight and periodic inspections. The terms of the mortgage loans range from 25- to 35-years.

We also have one outstanding promissory note with an aggregate principal amount of approximately \$2.1 million as of December 31, 2023. The term of the note is 12 years. Because this promissory note is insured with HUD, our borrower subsidiary under the note is subject to HUD oversight and periodic inspections.

In addition, we had \$2.7 billion of future operating lease obligations as of December 31, 2023. We intend to continue financing our independent subsidiaries through mortgage financing, long-term operating leases and other types of financing, including borrowings under our lines of credit and future credit facilities we may obtain.

We may not generate sufficient cash flow from operations to cover required interest, principal and lease payments. In addition, our outstanding Credit Facility and mortgage loans contain restrictive covenants and require us to maintain or satisfy specified coverage tests on a consolidated basis and on a facility or facilities basis. These restrictions and operating covenants include, among other things, requirements with respect to occupancy, debt service coverage, project yield, net leverage ratios, minimum interest coverage ratios and minimum asset coverage ratios. These restrictions may interfere with our ability to obtain additional advances under our Credit Facility or to obtain new financing or to engage in other business activities, which may inhibit our ability to grow our business and increase revenue.

From time to time, the financial performance of one or more of our mortgaged facilities may not comply with the required operating covenants under the terms of the mortgage. Any non-payment, noncompliance or other default under our financing arrangements could, subject to cure provisions, cause the lender to foreclose upon the facility or facilities securing such indebtedness or, in the case of a lease, cause the lessor to terminate the lease, each with a consequent loss of revenue and asset value to us or a loss of property. Furthermore, in many cases, indebtedness is secured by both a mortgage on one or more facilities, and a guaranty by us. In the event of a default under one of these scenarios, the lender could avoid judicial procedures required to foreclose on real property by declaring all amounts outstanding under the guaranty immediately due and payable, and requiring us to fulfill our obligations to make such payments. If any of these scenarios were to occur, our financial condition would be adversely affected. For tax purposes, a foreclosure on any of our properties would be treated as a sale of the property for a price equal to the outstanding balance of the debt secured by the mortgage. If the outstanding balance of the debt secured by the mortgage exceeds our tax basis in the property, we would recognize taxable income on foreclosure, but would not receive any cash proceeds, which would negatively impact our earnings and cash position. Further, because our mortgages and operating leases generally contain cross-default and cross-collateralization provisions, a default by us related to one facility could affect a significant number of other facilities and their corresponding financing arrangements and operating leases.

Because our term loans, promissory note, bonds, mortgages and lease obligations are fixed expenses and secured by specific assets, and because our revolving loan obligations are secured by virtually all of our assets, if reimbursement rates, patient acuity mix or occupancy levels decline, or if for any reason we are unable to meet our loan or lease obligations, we may not be able to cover our costs and some or all of our assets may become at risk. Our ability to make payments of principal and interest on our indebtedness and to make lease payments on our operating leases depends upon our future performance, which will be subject to general economic conditions, industry cycles and financial, business and other factors affecting our independent subsidiaries, many of which are beyond our control. If we are unable to generate sufficient cash flow from operations in the future to service our debt or to make lease payments on our operating leases, we may be required, among other things, to seek additional financing in the debt or equity markets, refinance or restructure all or a portion of our indebtedness, sell selected assets, reduce or delay planned capital expenditures or delay or abandon desirable acquisitions. Such measures might not be sufficient to enable us to service our debt or to make lease payments on our operating leases. The failure to make required payments on our debt or operating leases or the delay or abandonment of our planned growth strategy could result in an adverse effect on our future ability to generate revenue and sustain profitability. In addition, any such financing, refinancing or sale of assets might not be available on terms that are economically favorable to us, or at all.

***Move-in and occupancy rates may remain unpredictable even after the COVID-19 pandemic is over.***

Occupancy levels at our operations have not returned to pre-COVID-19 rates despite the end of the PHE. Facilities experiencing decreases in move-in rates cite resident or family member concerns as the basis for such decreases. These and other similar concerns may continue to impact our ability to attract new residents and our ability to retain existing residents.

***A housing downturn could decrease demand for senior living services.***

Seniors often use the proceeds of home sales to fund their admission to senior living facilities. A downturn in the housing markets, including reductions in sales prices caused by increasing mortgage interest rates, economic uncertainty, recession, or a reduction in activity in the market for residential real estate, could adversely affect seniors' ability to afford our resident fees and entrance fees. If national or local housing markets enter a persistent decline, our occupancy rates, revenues, results of operations and cash flow could be negatively impacted.

***As we continue to acquire and lease real estate assets, we may not be successful in identifying and consummating these transactions.***

We lease 30 of our properties to third-party operators. In the future, we might expand our leasing property portfolio to additional tenants. We have very limited control over the success or failure of our tenants' and operators' businesses and, at any time, a tenant or operator may experience a downturn in its business that weakens its financial condition. If that happens, the tenant or operator may fail to make its payments to us when due. Although our lease agreements give us the right to exercise certain remedies in the event of default on the obligations owing to us, we may determine not to do so if we believe that enforcement of our rights would be more detrimental to our business than seeking alternative approaches.

An important part of our business strategy is to continue to expand and diversify our real estate portfolio through accretive acquisition and investment opportunities in healthcare properties. Our execution of this strategy by successfully identifying, securing and consummating beneficial transactions is made more challenging by increased competition and can be affected by many factors, including our relationships with current and prospective tenants, our ability to obtain debt and equity capital at costs comparable to or better than our competitors and our ability to negotiate favorable terms with property owners seeking to sell and other contractual counterparties. Our competitors for these opportunities include healthcare REITs, real estate partnerships, healthcare providers, healthcare lenders and other investors, including developers, banks, insurance companies, pension funds, government-sponsored entities and private equity firms, some of whom may have greater financial resources and lower costs of capital than we do. Potential regulations may affect the ability of these entities, as well as ourselves, to compete for these opportunities or enter into transactions for real estate related to our business. If we are unsuccessful at identifying and capitalizing on investment or acquisition opportunities, our growth and profitability in our real estate investment portfolio may be adversely affected.

Investments in and acquisitions of healthcare properties entail risks associated with real estate investments generally, including risks that the investment will not achieve expected returns, that the cost estimates for necessary property improvements will prove inaccurate or that the tenant or operator will fail to meet performance expectations. Income from properties and yields from investments in our properties may be affected by many factors, including changes in governmental regulation (such as licensing and government payment), general or local economic conditions (such as fluctuations in interest rates, senior savings, and employment conditions), the available local supply of and demand for improved real estate, a reduction in rental income as the result of an inability to maintain occupancy levels, natural disasters (such as hurricanes, earthquakes and floods) or similar factors. Furthermore, healthcare properties are often highly customized, and the development or redevelopment of such properties may require costly tenant-specific improvements. As a result, we cannot assure you that we will achieve the economic benefit we expect from acquisition or investment opportunities.

***As we expand our presence in other relevant healthcare industries, we would become subject to risks in a market in which we have limited experience.***

The majority of our independent subsidiaries have historically been SNFs. As we expand our presence in other relevant healthcare industries, our existing overall business model will continue to change and expose our company to risks in markets in which we have limited experience, such as the Eliminating Kickbacks in Recovery Act and other state laws that are not as well-developed in regulation and decisional authority as their federal equivalents. We expect that we will have to adjust certain elements of our existing business model, which could have an adverse effect on our business.

***If our referral sources fail to view us as an attractive skilled nursing provider, or if our referral sources otherwise refer fewer patients, our patient base may decrease.***

We rely significantly on appropriate referrals from hospitals, physicians, and other healthcare providers in the communities in which we deliver our services to attract appropriate residents and patients to our independent subsidiaries. Our referral sources are not obligated to refer business to us and may refer business to other healthcare providers. We believe many of our referral sources refer business to us as a result of the quality of our patient care and our efforts to establish and build a relationship with our referral sources. If we lose, or fail to maintain, existing relationships with our referral resources, fail to develop new relationships, or if we are perceived by our referral sources as not providing high quality patient care, our occupancy rate and the quality of our patient mix could suffer. In addition, if any of our referral sources have a reduction in patients whom they can refer due to a decrease in their business, our occupancy rate and the quality of our patient mix could suffer.

***We may need additional capital to fund our independent subsidiaries and finance our growth, and we may not be able to obtain it on terms acceptable to us, or at all, which may limit our ability to grow.***

Our ability to maintain and enhance our independent subsidiaries and equipment in a suitable condition to meet regulatory standards, operate efficiently and remain competitive in our markets requires us to commit substantial resources to continued investment in our independent subsidiaries and equipment. We are sometimes more aggressive than our competitors in capital spending to address issues that arise in connection with aging and obsolete facilities and equipment. In addition, continued expansion of our business through the acquisition of existing facilities, expansion of our existing facilities and construction of new facilities may require additional capital, particularly if we were to accelerate our acquisition and expansion plans. Financing may not be available to us or may be available to us only on terms that are not favorable, including being subject to interest rates that are higher than those incurred in the recent past. In addition, some of our outstanding indebtedness and long-term leases restrict, among other things, our ability to incur additional debt. If we are unable to raise additional funds or obtain additional funds on terms acceptable to us, we may have to delay or abandon some or all of our growth strategies. Further, if additional funds are raised through the issuance of additional equity securities, the percentage ownership of our stockholders would be diluted. Any newly issued equity securities may have rights, preferences or privileges senior to those of our common stock.

***The condition of the financial markets, including volatility and deterioration in the capital and credit markets, could limit the availability of debt and equity financing sources to fund the capital and liquidity requirements of our business, as well as negatively impact or impair the value of our current portfolio of cash, cash equivalents and investments, including U.S. Treasury securities and U.S.-backed investments.***

Our cash, cash equivalents and investments are held in a variety of interest-bearing instruments, including U.S. treasury securities. As a result of the uncertain domestic and global political, economic, credit and financial market conditions, including the significant increases in the federal funds rate since 2021, an increase in the Consumer Price Index of 7% in 2022, expected Consumer Price Index increases above historical norms for 2023, investments in these types of financial instruments pose risks arising from liquidity and credit concerns. Given that future deterioration in the U.S. and global credit and financial markets is a possibility, no assurance can be made that losses or significant deterioration in the fair value of our cash, cash equivalents, or investments will not occur. Uncertainty surrounding the trading market for U.S. government securities or impairment of the U.S. government's ability to satisfy its obligations under such treasury securities could impact the liquidity or valuation of our current portfolio of cash, cash equivalents, and investments, a substantial portion of which were invested in U.S. treasury securities. Further, continued domestic and international political uncertainty, along with credit, and financial market uncertainty, may make it difficult for us to liquidate our investments prior to their maturity without incurring a loss, which would have a material adverse effect on our consolidated financial position, results of operations or cash flows.

We may need additional capital if a substantial acquisition or other growth opportunity becomes available or if unexpected events occur or opportunities arise. U.S. capital markets can be volatile. We cannot assure you that additional capital will be available or available on terms acceptable to us. If capital is not available, we may not be able to fund internal or external business expansion or respond to competitive pressures or other market conditions.

***Delays in reimbursement may cause liquidity problems.***

If we experience problems with our billing information systems or if issues arise with Medicare, Medicaid or other payors, we may encounter delays in our payment cycle. From time to time, we have experienced such delays as a result of government payors instituting planned reimbursement delays for budget balancing purposes or as a result of prepayment reviews.

Some states in which we operate are operating with budget deficits or could have budget deficit in the future, which may delay reimbursement in a manner that would adversely affect our liquidity. In addition, from time to time, procedural issues require us to resubmit or appeal claims before payment is remitted, which contributes to our aged receivables. Unanticipated delays in receiving reimbursement from state programs or commercial payors due to changes in their policies or billing or audit procedures may adversely impact our liquidity and working capital.



***The continued use and growth of managed care organizations (MCOs) may contribute to delays or reductions in our reimbursement, including Managed Medicaid.***

In forty-one states, including some of the largest where we operate, state Medicaid benefits are administered through MCOs. Typically, these MCOs manage commercial health and federal Medicare Advantage benefits under a managed care contract. Nationally, MCOs cover approximately 57 million and 30 million Medicaid and Medicare Advantage beneficiaries, respectively. MCOs may be more aggressive than state Medicaid and federal Medicare agencies in denying claims or seeking recoupment of payments so that their services under these managed contracts are profitable. The additional steps created by the use of MCOs in disbursement of funds creates more risk of delayed, reduced, or recouped payments for our independent subsidiaries, and additional avenues for risks that include fines and other sanctions, including suspension or exclusion from participation in various governmental programs.

***Compliance with the regulations of the Department of Housing and Urban Development may require us to make unanticipated expenditures which could increase our costs.***

Twenty-three of our independent subsidiaries are currently subject to regulatory agreements with HUD that give the Commissioner of HUD broad authority to require us to be replaced as the operator of those facilities in the event that the Commissioner determines there are operational deficiencies at such facilities under HUD regulations. Compliance with HUD's requirements can often be difficult because these requirements are not always consistent with the requirements of other federal and state agencies. Appealing a failed inspection can be costly and time-consuming and, if we do not successfully remediate the failed inspection, we could be precluded from obtaining HUD financing in the future or we may encounter limitations or prohibitions on our operation of HUD-insured facilities.

***If we fail to safeguard the monies held in our patient trust funds, we will be required to reimburse such monies, and we may be subject to citations, fines and penalties.***

Each of our independent subsidiaries is required by federal law to maintain a patient trust fund to safeguard certain assets of their residents and patients. If any money held in a patient trust fund is misappropriated, we are required to reimburse the patient trust fund for the amount of money that was misappropriated. If any monies held in our patient trust funds are misappropriated in the future and are unrecoverable, we will be required to reimburse such monies, and we may be subject to citations, fines and penalties pursuant to federal and state laws.

***We are a holding company with no operations and rely upon our multiple independent subsidiaries to provide us with the funds necessary to meet our financial obligations. Liabilities of any one or more of our subsidiaries could be imposed upon us or our other subsidiaries.***

We are a holding company with no direct operating assets, employees or revenue. Each of our independent subsidiaries is operated through a separate, wholly-owned, independent subsidiary, which has its own management, employees and assets. Our principal assets are the equity interests we directly or indirectly hold in our multiple operating and real estate holding subsidiaries. As a result, we are dependent upon distributions from our subsidiaries to generate the funds necessary to meet our financial obligations and pay dividends. Our subsidiaries are legally distinct from us and have no obligation to make funds available to us. The ability of our subsidiaries to make distributions to us will depend substantially on their respective operating results and will be subject to restrictions under, among other things, the laws of their jurisdiction of organization, which may limit the amount of funds available for distribution to investors or stockholders, agreements of those subsidiaries, the terms of our financing arrangements and the terms of any future financing arrangements of our subsidiaries.

***If the separation of Pennant fails to qualify as generally tax-free for U.S. federal income tax purposes, we and our stockholders could be subject to significant tax liabilities.***

The spin-off in 2019 is intended to qualify for tax-free treatment to us and our stockholders for U.S. federal income tax purposes. Accordingly, completion of the transaction was conditioned upon, among other things, our receipt of opinions from outside tax advisors that the distributions would qualify as a transaction that is intended to be tax-free to both us and our stockholders for U.S. federal income tax purposes under Sections 355 and 368(a)(1)(D) of the Internal Revenue Code. The opinions were based on and relied on, among other things, certain facts and assumptions, as well as certain representations, statements and undertakings, including those relating to the past and future conduct. If any of these facts, assumptions, representations, statements or undertakings is, or becomes, inaccurate or incomplete, or if any of the parties' breach any of their respective covenants relating to the transactions, the tax opinions may be invalid. Moreover, the opinions are not binding on the IRS or any courts. Accordingly, notwithstanding receipt of the opinion, the IRS could determine that the distribution and certain related transactions should be treated as taxable transactions for U.S. federal income tax purposes.



If the spin-off fails to qualify as a transaction that is generally tax-free under Sections 355 and 368(a)(1)(D) of the Internal Revenue Code, in general, for U.S. federal income tax purposes, we would recognize taxable gain with respect to the distributed securities and our stockholders who received securities in such distribution would be subject to tax as if they had received a taxable distribution equal to the fair market value of such shares.

We also have obligations to provide indemnification to a number of parties as a result of the transaction. Any indemnity obligations for tax issues or other liabilities related to the spin-off, could be significant and could adversely impact our business.

***Certain directors who serve on our Board of Directors also serve as directors of Pennant, and ownership of shares of Pennant common stock by our directors and executive officers may create, or appear to create, conflicts of interest.***

Certain of our directors who serve on our Board of Directors also serve on the board of directors of Pennant. This may create, or appear to create, conflicts of interest when our, or Pennant's management and directors face decisions that could have different implications for us and Pennant, including the resolution of any dispute regarding the terms of the agreements governing the spin-off transaction and the relationship between us and Pennant after the spin-off transaction or any other commercial agreements entered into in the future between us and Pennant and the allocation of such directors' time between us and Pennant.

All of our executive officers and some of our non-employee directors own shares of the common stock of Pennant. The continued ownership of such common stock by our directors and executive officers following the spin-off creates, or may create, the appearance of a conflict of interest when these directors and executive officers are faced with decisions that could have different implications for us and Pennant.

***If Standard Bearer fails to qualify or remain qualified as a REIT, it will be subject to U.S. federal income tax as a regular corporation and could face substantial tax liability.***

Standard Bearer currently operates, and intends to continue to operate, in a manner that allows it to qualify to be taxed as a REIT for U.S. federal income tax purposes. Standard Bearer elected to be taxed as a REIT for U.S. federal income tax purposes beginning with its taxable year ended December 31, 2022.

If Standard Bearer fails to qualify to be taxed as a REIT in any year, it would be subject to U.S. federal income tax, including any applicable alternative minimum tax, on our taxable income at regular corporate rates, and dividends paid to its shareholders would not be deductible by it in computing its taxable income. Any resulting corporate liability could be substantial and would reduce the amount of cash available for distribution to its shareholders. Unless it was entitled to relief under certain Code provisions, it also would be disqualified from re-electing to be taxed as a REIT for the four taxable years following the year in which it failed to qualify to be taxed as a REIT.

***Legislative or other actions affecting REITs could have a negative effect on Standard Bearer.***

The rules dealing with U.S. federal income taxation are constantly under review by persons involved in the legislative process and by the IRS and the U.S. Department of the Treasury (Treasury). Changes to the tax laws or interpretations thereof, with or without retroactive application, could materially and adversely affect Standard Bearer's investors or Standard Bearer. We cannot predict how changes in the tax laws, including any tax reform called for by the current presidential administration, might affect Standard Bearer or its investors. New legislation, Treasury regulations, administrative interpretations or court decisions could significantly and negatively affect its ability to qualify to be taxed as a REIT or the U.S. federal income tax consequences to Standard Bearer or its investors of such qualification. For instance, the Tax Cuts and Jobs Act (TCJA) significantly changed the U.S. federal income tax laws applicable to businesses and their owners, including REITs and their shareholders. Technical corrections or other amendments to the TCJA or administrative guidance interpreting the TCJA may be forthcoming at any time. We cannot predict the long-term effect of the TCJA or any future law changes on REITs or their shareholders. Changes to the U.S. federal tax laws and interpretations thereof, whether under the TCJA or otherwise, could adversely affect an investment in our stock. Additionally, REIT's that are related to our operation will likely be subject to the disclosure requirements of CMS's ownership transparency final rule, and may subject these REITs to additional public scrutiny.

No prediction can be made regarding whether new legislation or regulation (including new tax measures) will be enacted by legislative bodies or governmental agencies, nor can we predict what consequences would result from this legislation or regulation. Accordingly, no assurance can be given that the currently anticipated tax treatment of an investment will not be modified by legislative, judicial or administrative changes, possibly with retroactive effect.

***Standard Bearer could fail to qualify to be taxed as a REIT if income it receives from our tenants is not treated as qualifying income.***

Under applicable provisions of the Code, Standard Bearer will not be treated as a REIT unless it satisfies various requirements, including requirements relating to the sources of its gross income. Rents received or accrued by it from its tenants will not be treated as qualifying rent for purposes of these requirements if the leases are not respected as true leases for U.S. federal income tax purposes and are instead treated as service contracts, joint ventures or other arrangements. If the leases are not respected as true leases for U.S. federal income tax purposes, Standard Bearer will likely fail to qualify to be taxed as a REIT.

***Even if Standard Bearer remains qualified as a REIT, it may face other tax liabilities that reduce its cash flow.***

Even if Standard Bearer remain qualified for taxation as a REIT, it may be subject to certain U.S. federal, state, and local taxes on its income and assets, including taxes on any undistributed income and state or local income, property and transfer taxes. For example, Standard Bearer may hold some of its assets or conduct certain of its activities through one or more taxable REIT subsidiaries (each, a TRS) or other subsidiary corporations that will be subject to U.S. federal, state, and local corporate-level income taxes as regular C corporations. In addition, it may incur a 100% excise tax on transactions with a TRS if they are not conducted on an arm's-length basis. Any of these taxes would decrease cash available for distribution to its shareholders.

***Risks Related to Ownership of our Common Stock***

***We may not be able to pay or maintain dividends and the failure to do so would adversely affect our stock price.***

Our ability to pay and maintain cash dividends is based on many factors, including our ability to make and finance acquisitions, our ability to negotiate favorable lease and other contractual terms, anticipated operating cost levels, the level of demand for occupancy at our facilities, the rates we charge and actual results that may vary substantially from estimates. Some of the factors are beyond our control and a change in any such factor could affect our ability to pay or maintain dividends. The Credit Facility restricts our ability to pay dividends to stockholders if we receive notice that we are in default under the agreement. The failure to pay or maintain dividends could adversely affect our stock price.

***Our amended and restated certificate of incorporation, amended and restated bylaws and Delaware law contain provisions that could discourage transactions resulting in a change in control, which may negatively affect the market price of our common stock.***

Our amended and restated certificate of incorporation and our amended and restated bylaws contain provisions that may enable our Board of Directors to resist a change in control. These provisions may discourage, delay or prevent a change in the ownership of our company or a change in our management, even if doing so might be beneficial to our stockholders. In addition, these provisions could limit the price that investors would be willing to pay in the future for shares of our common stock. Such provisions set forth in our amended and restated certificate of incorporation or our amended and restated bylaws include:

- our Board of Directors is authorized, without prior stockholder approval, to create and issue preferred stock, commonly referred to as “blank check” preferred stock, with rights senior to those of common stock;
- advance notice requirements for stockholders to nominate individuals to serve on our Board of Directors or to submit proposals that can be acted upon at stockholder meetings;
- our Board of Directors is classified so not all members of our board are elected at one time, which may make it more difficult for a person who acquires control of a majority of our outstanding voting stock to replace our directors;
- stockholder action by written consent is limited;
- special meetings of the stockholders are permitted to be called only by the chairman of our Board of Directors, our chief executive officer or by a majority of our Board of Directors;
- stockholders are not permitted to cumulate their votes for the election of directors;
- newly created directorships resulting from an increase in the authorized number of directors or vacancies on our Board of Directors are filled only by majority vote of the remaining directors;
- our Board of Directors is expressly authorized to make, alter or repeal our bylaws; and
- stockholders are permitted to amend our bylaws only upon receiving the affirmative vote of at least a majority of our outstanding common stock.

We are also subject to the anti-takeover provisions of Section 203 of the General Corporation Law of the State of Delaware. Under these provisions, if anyone becomes an “interested stockholder,” we may not enter into a “business combination” with that person for three years without special approval, which could discourage a third-party from making a takeover offer and could delay or prevent a change of control. For purposes of Section 203, “interested stockholder” means, generally, someone owning more than 15% or more of our outstanding voting stock or an affiliate of ours that owned 15% or more of our outstanding voting stock during the past three years, subject to certain exceptions as described in Section 203.

These and other provisions in our amended and restated certificate of incorporation, amended and restated bylaws and Delaware law could discourage acquisition proposals and make it more difficult or expensive for stockholders or potential acquirers to obtain control of our Board of Directors or initiate actions that are opposed by our then-current Board of Directors, including delaying or impeding a merger, tender offer or proxy contest involving us. Any delay or prevention of a change of control transaction or changes in our Board of Directors could cause the market price of our common stock to decline.

#### **Item 1B. UNRESOLVED STAFF COMMENTS**

None.

#### **Item 1C. CYBERSECURITY**

We utilize information technology that enables our operational leaders to access and share with their peers, both clinical and financial performance data in real time. Armed with relevant and current information, our operation leaders and their management teams can share best practices and the latest information, adjust to challenges and opportunities on a timely basis, improve quality of care, mitigate risk and improve both clinical outcomes and financial performance. We have also invested in specialized healthcare technology systems to assist our nursing and support staff. We have installed software and touch-screen interface systems in each operation to enable our clinical staff to monitor and deliver patient care and record patient information more efficiently. We believe these systems have improved the quality of our medical and billing records, while improving the productivity of our staff. Such uses of information systems give rise to cybersecurity risks, including system disruption, security breach, ransomware, theft, espionage and inadvertent release of information.

#### **RISK MANAGEMENT AND STRATEGY**

##### ***Risk Management***

We assess and identify security risk to the organization by:

- conducting assessments of risk including likelihood and magnitude from unauthorized access, use, disclosure, disruption, modification or destruction of information systems and the related information processes, stored, or transmitted.
- performing risk assessments and producing security assessment reports that document the results of the assessment for use and review by information technology (IT) senior leadership, including the Service Center's Chief Information Officer.
- ensuring security controls are assessed for effectiveness, are implemented correctly, operating as intended and producing the desired outcome; and
- continuously scanning for vulnerabilities and remediating all vulnerabilities in accordance with the associated risk.

##### ***Monitoring***

We have established a continuous monitoring strategy and program, which includes:

- a set of defined security metrics to be monitored.
- performance of security control assessments on an ongoing basis.
- addressing results of analysis and reporting security status to the executive team.
- monitoring information systems to detect attacks and indicators of potential attacks.
- identification of unauthorized use of the information system resources; and
- deployment of monitoring devices strategically within the information system environment.

### **Data Protection**

We have implemented an Information Security Management System (ISMS) Program to secure sensitive data protected by us. This program includes:

- Establishing policies governing data security.
- Monitoring data access throughout the organization's independent subsidiaries.
- Providing continuous security training and awareness.
- Establishing controls over devices on the network which are actively tracked, monitored and evaluated for new, missing, or updated software needed to strengthen security on the device, patch known vulnerabilities, or stabilize software or operating system issues.
- Protecting sensitive data through encryption techniques.
- Designing and implementing systems to include backup and recoverability principles, such as periodic data backups and safeguards in the case of a disaster.

### **Incident Management Plan**

Our cybersecurity incident management plan comprises the following six-step process:

- The Service Center's Chief Information Officer and Director of Information Security lead its Information Security Office (ISO) team in the development, documentation, review and testing of security procedures and incident management procedures. Beyond initial creation, procedures are continually re-assessed, updated and tested on an ongoing basis.
- The Service Center's Chief Information Officer and Director of Information Security work with the Executive Team on the identification, assessment, verification and classification of incidents to determine affected stakeholders and appropriate parties for contact.
- The Service Center's Chief Information Officer and Director of Information Security are responsible for launching the Incident Response Team (IRT) if necessary and for notification to the Executive Team, who in turn will contact the Board of Directors and the Audit Committee to validate that the response is being addressed appropriately.
- The IRT, in consultation with outside experts if needed, is responsible for the following:
  - Initial containment by making tactical changes to the computing environment to mitigate active threats based on currently known information.
  - Analysis to establish the root cause of incidents, identification and evidence collection from all affected machines and log sources, threat intelligence and other information sources. Once all appropriate information has been collected, we perform a careful analysis using forensically-sound tools and methods to prevent any contamination of evidence.
  - Incident containment by further analyzing additional information and further identifying any additional compromised machines or resources not previously identified.
  - Incident eradication by re-assessing the root cause of incidents where solutions are then implemented to solve underlying problems and prevent re-occurrence.
  - Recovery and restoring normal business functionality, which includes the reversal of any damage caused by the incident and responding as necessary.
  - Review after closure of each incident and conducting a lessons learned analysis to improve prevention and help to make incident response processes more efficient and effective. Also, the IRT evaluates competency and any additional training requirements needed. A final incident report will then be provided to key stakeholders and IRT members, which includes, but is not limited to the summary of the incident and its impact, a timeline of events, a detailed description of the incident, an evaluation of the organizational response and an assessment of the damages.

We have not experienced a material cybersecurity breach in the past five years and, as a result, there have been no charges related to a breach in the past five years. Moreover, no risks from cybersecurity threats have materially affected our business strategy, results of operations, or financial condition. While we have implemented processes and procedures that we believe are tailored to address and mitigate the cybersecurity threats that our Company faces, there can be no assurances that such an incident will not occur despite our efforts, as more fully described in Item 1A. Risk Factors.

## GOVERNANCE

Our Audit Committee receives quarterly reports on our information security and cyber fraud prevention programs from the Service Center's Chief Information Officer and Director of Information Security, who each have over 24 years of experience in IT, including various leadership roles at other large corporations. One of the three members of our Audit Committee is a cybersecurity expert.

The ISO has been established by the Service Center's Chief Information Officer, with dedicated cyber security staff focusing on security monitoring, vulnerability management, incident response, risk assessments, employee training, security engineering and management of cyber security policies, standards and regulatory compliance. Like many organizations, we align to a Cyber Security Framework and take a risk-based approach during control assessment and implementation. We align to the National Institute of Standards and Technology (NIST) Special Publication 800-53 Revision 4, a globally recognized cyber security framework of Policies, Standards and Controls that comprises of five categories of defense – Identify, Protect, Detect, Respond and Recover. We are committed to the protection of our data, systems, network and continually invest in enhancements to mitigate or reduce the impact from a cyber security threat. We conduct periodic tests to maintain readiness and resiliency while regularly reviewing policies in the interest of protecting data security. External companies or agencies may be called upon to provide consulting, guidance, assistance, or some other form of support in response to a cybersecurity incident. The regular training of employees, at least annually, on the ever-present threat of cybersecurity helps maintain data security.

## Item 2. PROPERTIES

**Service Center** — Our primary Service Center is located at our San Juan Capistrano, California campus, which we acquired for a purchase price of \$31.0 million to accommodate our growing Service Center team. The property consists of approximately 108,058 square feet of usable office space. In addition, we lease a portion of the space within the campus to third-party tenants. We also have service centers located in Tempe, Arizona, San Antonio, Texas and Salt Lake City, Utah.

**Operating Facilities** — We operate 297 independent subsidiaries in Arizona, California, Colorado, Idaho, Iowa, Kansas, Nebraska, Nevada, South Carolina, Texas, Utah, Washington and Wisconsin, with the operational capacity to serve approximately 34,000 patients as of December 31, 2023. Of the 297 facilities, we operate 214 facilities under long-term lease arrangements and have options to purchase 11 of those 214 facilities. The results of our independent subsidiaries are reflected in our skilled services segment for our skilled nursing operations and in the "All Other" category for our senior living operations.

The following table provides summary information regarding the location of our facilities, operational beds and units by property type as of December 31, 2023:

|                | Operated Facilities              |               |                               |              |            |               |            |               |
|----------------|----------------------------------|---------------|-------------------------------|--------------|------------|---------------|------------|---------------|
|                | Leased without a Purchase Option |               | Leased with a Purchase Option |              | Owned      |               | Total      |               |
|                | Facilities                       | Beds/Units    | Facilities                    | Beds/Units   | Facilities | Beds/Units    | Facilities | Beds/Units    |
| California     | 59                               | 5,734         | —                             | —            | 11         | 1,227         | 70         | 6,961         |
| Texas          | 56                               | 6,929         | 5                             | 714          | 22         | 2,914         | 83         | 10,557        |
| Arizona        | 23                               | 3,336         | —                             | —            | 13         | 1,930         | 36         | 5,266         |
| Wisconsin      | —                                | —             | —                             | —            | 2          | 100           | 2          | 100           |
| Utah           | 12                               | 1,311         | 2                             | 159          | 7          | 661           | 21         | 2,131         |
| Colorado       | 16                               | 1,668         | 1                             | 125          | 8          | 916           | 25         | 2,709         |
| Washington     | 12                               | 1,098         | —                             | —            | 4          | 413           | 16         | 1,511         |
| Idaho          | 7                                | 553           | —                             | —            | 5          | 470           | 12         | 1,023         |
| Nebraska       | 5                                | 364           | —                             | —            | 2          | 390           | 7          | 754           |
| Kansas         | 1                                | 45            | 3                             | 325          | 4          | 458           | 8          | 828           |
| Iowa           | 6                                | 399           | —                             | —            | —          | —             | 6          | 399           |
| South Carolina | 4                                | 582           | —                             | —            | 5          | 544           | 9          | 1,126         |
| Nevada         | 2                                | 358           | —                             | —            | —          | —             | 2          | 358           |
|                | <b>203</b>                       | <b>22,377</b> | <b>11</b>                     | <b>1,323</b> | <b>83</b>  | <b>10,023</b> | <b>297</b> | <b>33,723</b> |

The following table sets forth the location of our facilities and the number of operational beds and units located at our skilled nursing, senior living and campus facilities as of December 31, 2023:

|                | Facility Counts            |                           |                   |            | Bed / Unit Counts    |                     |                    |
|----------------|----------------------------|---------------------------|-------------------|------------|----------------------|---------------------|--------------------|
|                | Skilled Nursing Operations | Senior Living Communities | Campus Operations | Total      | Skilled Nursing Beds | Senior Living Units | Total Beds / Units |
| California     | 67                         | —                         | 3                 | 70         | 6,764                | 197                 | 6,961              |
| Texas          | 77                         | 1                         | 5                 | 83         | 9,954                | 603                 | 10,557             |
| Arizona        | 30                         | 1                         | 5                 | 36         | 4,535                | 731                 | 5,266              |
| Wisconsin      | 2                          | —                         | —                 | 2          | 100                  | —                   | 100                |
| Utah           | 18                         | 2                         | 1                 | 21         | 1,968                | 163                 | 2,131              |
| Colorado       | 19                         | 5                         | 1                 | 25         | 1,986                | 723                 | 2,709              |
| Washington     | 15                         | 1                         | —                 | 16         | 1,413                | 98                  | 1,511              |
| Idaho          | 11                         | —                         | 1                 | 12         | 1,002                | 21                  | 1,023              |
| Nebraska       | 4                          | 1                         | 2                 | 7          | 413                  | 341                 | 754                |
| Kansas         | 1                          | —                         | 7                 | 8          | 615                  | 213                 | 828                |
| Iowa           | 4                          | —                         | 2                 | 6          | 368                  | 31                  | 399                |
| South Carolina | 9                          | —                         | —                 | 9          | 1,126                | —                   | 1,126              |
| Nevada         | 2                          | —                         | —                 | 2          | 358                  | —                   | 358                |
|                | <b>259</b>                 | <b>11</b>                 | <b>27</b>         | <b>297</b> | <b>30,602</b>        | <b>3,121</b>        | <b>33,723</b>      |

**Real Estate Properties** — As of December 31, 2023, we owned 113 real estate properties in Arizona, California, Colorado, Idaho, Kansas, Nebraska, Nevada, South Carolina, Texas, Utah, Washington and Wisconsin, which include 83 of the 297 facilities that we operate and manage. Of our 113 real estate properties, 30 operations are leased to and operated by third-party operators. One senior living facility is located on the same real estate property as a skilled nursing facility that we own and operate. We further own the real estate property of our Service Center's California location and continue to lease a portion of the office space to third-party tenants. Our Standard Bearer segment reflects the results of operations for 108 of the 113 owned real estate properties.

The following table provides summary information regarding the location of our owned real estate properties as of December 31, 2023:

|                      | Owned and Operated by Ensign <sup>(1)</sup> | Owned and Leased to Third-Party Operators <sup>(1)</sup> | Service Center | Total Properties <sup>(1)</sup> |
|----------------------|---|--|----------------|---------------------------------|
| California           | 11  | 2  | 1              | 14                              |
| Texas <sup>(1)</sup> | 22  | 6  | —              | 27                              |
| Arizona              | 13  | 1  | —              | 14                              |
| Wisconsin            | 2   | 19   | —              | 21                              |
| Utah                 | 7   | —  | —              | 7                               |
| Colorado             | 8   | —  | —              | 8                               |
| Washington           | 4   | 1  | —              | 5                               |
| Idaho                | 5   | —  | —              | 5                               |
| Nebraska             | 2   | —  | —              | 2                               |
| Kansas               | 4   | —  | —              | 4                               |
| South Carolina       | 5   | —  | —              | 5                               |
| Nevada               | —   | 1  | —              | 1                               |
|                      | <b>83</b>                                   | <b>30</b>  | <b>1</b>       | <b>113</b>                      |

(1) One senior living operation in Texas, which is owned by Ensign and leased to a third-party operator, is located on the same real estate property as a skilled nursing facility that we own and operate. In this situation, the senior living operation is included in the total under "Owned and Leased to Third Party Operators" and the skilled nursing operation is included in the total under "Owned and Operated by Ensign", however, the amount reflected under "Total Properties" only recognizes the operation as a single property.

**Item 3. LEGAL PROCEEDINGS**

**Indemnities** — From time to time, we enter into certain types of contracts that contingently require us to indemnify parties against third-party claims. These contracts primarily include (i) certain real estate leases, under which we may be required to indemnify property owners or prior facility operators for post-transfer environmental or other liabilities and other claims arising from our use of the applicable premises, (ii) operations transfer agreements, in which we agree to indemnify past operators of facilities we acquire against certain liabilities arising from the transfer of the operation and/or the operation thereof after the transfer to our independent subsidiary, (iii) certain lending agreements, under which we may be required to indemnify the lender against various claims and liabilities, and (iv) certain agreements with our officers, directors and others, under which we may be required to indemnify such persons for liabilities based on the nature of their relationship to us. The terms of such obligations vary by contract and, in most instances, do not expressly state or include a specific or maximum dollar amount. Generally, amounts under these contracts cannot be reasonably estimated until a specific claim is asserted. Consequently, because no claims have been asserted, no liabilities have been recorded for these obligations on our balance sheets for any of the periods presented.

In connection with the spin-off transaction in 2019, certain landlords required, in exchange for their consent to the transaction, that our lease guarantees remain in place for a certain period of time following the spin-off. These guarantees could result in significant additional liabilities and obligations for us if Pennant were to default on their obligations under their leases with respect to these properties.

**Litigation and Regulatory Matters** — Laws and regulations governing Medicare and Medicaid programs are complex and subject to review and interpretation. Compliance with such laws and regulations is evaluated regularly, the results of which can be subject to future governmental review and interpretation, and can include significant regulatory action with fines, penalties, and exclusion from certain governmental programs. Included in these laws and regulations is monitoring performed by the Office of Civil Rights which covers the Health Insurance Portability and Accountability Act of 1996, the terms of which require healthcare providers (among other things) to safeguard the privacy and security of certain patient protected health information.

Both government and private pay sources have instituted cost-containment measures designed to limit payments made to providers of healthcare services, and there can be no assurance that future measures designed to limit payments made to providers will not adversely affect us.

We and our independent subsidiaries are party to various legal actions and administrative proceedings and are subject to various claims arising in the ordinary course of business, including claims that services provided to patients by our independent subsidiaries have resulted in injury or death, and claims related to employment and commercial matters. For example, in a four-week medical negligence trial in the State of Arizona, the jury returned a verdict against one of our independent subsidiaries in late November 2023. We intend to appeal the verdict. We have in the past appealed and have in some circumstances received returned decisions in our favor. Although we intend to vigorously defend against these claims and in general these types of claims and cases, there can be no assurance that the outcomes of these matters will not have a material adverse effect on operational results and financial condition. Additionally, in certain states in which we have or have had independent subsidiaries, insurance coverage for the risk of punitive damages arising from general and professional liability litigation may not be available due to state law and/or public policy prohibitions. There can be no assurance that we and or our independent subsidiaries will not be liable for punitive damages awarded in litigation arising in states for which punitive damage insurance coverage is not available.

The skilled nursing and post-acute care industry is heavily regulated. As such, we and our independent subsidiaries are continuously subject to state and federal regulatory scrutiny, supervision and control in the ordinary course of business. Such regulatory scrutiny often includes inquiries, investigations, examinations, audits, site visits and surveys, some of which are non-routine. In addition to being subject to direct regulatory oversight from state and federal agencies, the skilled nursing and post-acute care industry is also subject to regulatory requirements which, if noncompliance is identified, could result in civil, administrative or criminal fines, penalties or restitutionary relief, and reimbursement; authorities could also seek the suspension or exclusion of the provider or individual from participation in their programs. We believe that there has been, and will continue to be, an increase in governmental investigations of post-acute providers, particularly in the area of Medicare/Medicaid false claims, as well as an increase in enforcement actions resulting from these investigations. Adverse determinations in civil legal proceedings or governmental investigations, whether currently asserted or arising in the future, could have a material adverse effect on our financial position, results of operations, and cash flows. Additionally, such proceedings and/or investigation can be a distraction to the business.

For example, in 2020, the U.S. House of Representatives Select Subcommittee on the Coronavirus Crisis launched a nation-wide investigation into the COVID-19 pandemic, which included the impact of the coronavirus on residents and employees in nursing homes. In June 2020, we and our independent subsidiaries received a document and information request from the House Select Subcommittee. We and our independent subsidiaries cooperated in responding to this inquiry. In July 2022 and thereafter, we and our independent subsidiaries received follow up requests for additional documents and information. We and our independent subsidiaries responded to these requests and cooperated with the House Select Subcommittee in connection with its investigation. On December 9, 2022, the House Select Subcommittee issued its final report summarizing its investigation and related recommendations designed "to strengthen the nation's ability to prevent and respond to public health and economic emergencies." According to the information provided by the House Select Subcommittee, the issuance of this report was the House Select Subcommittee's final official act in connection with their assigned responsibilities. Also, we, on behalf of our independent subsidiaries, received a Civil Investigative Demand (CID) from the U.S. Department of Justice (DOJ) in January of 2024 indicating that the DOJ is investigating the Company to determine whether we have caused the submission of claims to Medicare and Texas Medicaid for services which were unnecessary or otherwise not consistent with existing reimbursement requirements. The CID covers the period from January 1, 2016 to the present. As a general matter, our independent subsidiaries maintain policies and procedures to promote compliance with all applicable Medicare and Medicaid requirements, including, but not limited to those relating to the presentation of claims for reimbursement for services provided. We intend to fully cooperate with the DOJ in response to the CID. However, we cannot predict the outcome of the investigation or its potential impact to the consolidated financial statements.

In addition to the potential lawsuits and claims described above, we and our independent subsidiaries are also subject to potential lawsuits under the FCA and comparable state laws alleging submission of fraudulent claims for services to any healthcare program (such as Medicare or Medicaid) or other payor. A violation may provide the basis for exclusion from federally funded healthcare programs. Such exclusions could have a correlative negative impact on our financial performance. In addition, and pursuant to the qui tam or "whistleblower" provisions of the FCA, a private individual with knowledge of fraud or potential fraud may bring a claim on behalf of the federal government and receive a percentage of the federal government's recovery. Due to these whistleblower incentives, qui tam lawsuits have become more frequent.

For example, on May 31, 2018, we, on behalf of our independent subsidiaries, received a CID from the DOJ stating that it was investigating to determine whether there had been a violation of the False Claims Act (FCA) and/or the Anti-Kickback Statute (AKS) with respect to the relationships between certain of our independent subsidiaries and persons who serve or have served as medical directors. We fully cooperated with the DOJ and promptly responded to its requests for information. In April 2020, we were advised that the DOJ declined to intervene in any subsequent action filed in connection with the subject matter of this investigation. Despite the decision of the DOJ to decline to participate in litigation based on the subject matter of its previously issued CID, the involved qui tam relator moved forward with the complaint in December 2020. From that time until December 2023, and notwithstanding our success in early pre-trial motions, we continued to incur legal defense costs and fees, including significant amounts as part of discovery in the fourth quarter of 2023. In early January 2024, we entered into mediation and on January 19, 2024, the parties agreed to settle the civil case for \$48.0 million, subject to the review of the DOJ and other relevant government entities. The settlement does not include admissions on the part of the Company or our independent subsidiaries, and we maintain that we have and continue to comply with all applicable State and Federal statutes (including but not limited to the FCA and the AKS).

In addition to the FCA, some states, including California, Arizona and Texas, have enacted similar whistleblower and false claims laws and regulations. Further, the Deficit Reduction Act of 2005 created incentives for states to enact anti-fraud legislation modeled on the FCA. As such, we and our independent subsidiaries could face increased scrutiny, potential liability and legal expenses and costs based on claims under state false claims acts in markets where our independent subsidiaries do business.

In May 2009, Congress passed the FERA which made significant changes to the FCA and expanded the types of activities subject to prosecution and whistleblower liability. Following changes by FERA, health care providers face significant penalties for the knowing retention of government overpayments, even if no false claim was involved. Health care providers can now be liable for knowingly and improperly avoiding or decreasing an obligation to pay money or property to the government. This includes the retention of any government overpayment. The government can argue, therefore, that an FCA violation can occur without any affirmative fraudulent action or statement, as long as the action or statement is knowingly improper. In addition, FERA extended protections against retaliation for whistleblowers, including protections not only for employees, but also contractors and agents. Thus, an employment relationship is generally not required in order to qualify for protection against retaliation for whistleblowing.



Healthcare litigation (including class action litigation) is common and is filed based upon a wide variety of claims and theories, and our independent subsidiaries are routinely subjected to varying types of claims, including class action "staffing" suits where the allegation is understaffing at the facility level. These class-action "staffing" suits have the potential to result in large jury verdicts and settlements. We expect the plaintiffs' bar to continue to be aggressive in their pursuit of these staffing and similar claims.

We and our independent subsidiaries have been, and continue to be, subject to claims, findings and legal actions that arise in the ordinary course of the various businesses, including in connection with the delivery of healthcare and non-healthcare services. These claims include but are not limited to potential claims related to patient care and treatment (professional negligence claims) as well as employment related claims. In addition, we and our independent subsidiaries, and others in the industry, are subject to claims and lawsuits in connection with COVID-19 and facility preparation for and/or response to the COVID-19 pandemic. While we have been able to settle or otherwise resolve many of these types of claims without an ongoing material adverse effect on our business, a significant increase in the number of these claims, or an increase in the amounts owing should plaintiffs be successful in their prosecution of remaining or future claims, could materially adversely affect our business, financial condition, results of operations and cash flows. In addition, these claims could impact our ability to procure insurance to cover our exposure related to the various services provided by our independent subsidiaries to their residents, customers and patients.

Claims and suits, including class actions, continue to be filed against our independent subsidiaries and other companies in the post-acute care industry. We and our independent subsidiaries have been subjected to, and/or are currently involved in, class action litigation alleging violations (alone or in combination) of state and federal wage and hour law as related to the alleged failure to pay wages, to timely provide and authorize meal and rest breaks, and other such similar causes of action. We do not believe that the ultimate resolution of these actions will have a material adverse effect on our business, cash flows, financial condition or results of operations.

**Medicare Revenue Recoupments** — We and our independent subsidiaries are subject to regulatory reviews relating to the provision of Medicare services, billings and potential overpayments resulting from reviews conducted via RAC, Program Safeguard Contractors, and Medicaid Integrity Contractors (collectively referred to as Reviews). For several months during the COVID-19 pandemic, CMS suspended its Targeted Probe and Educate (TPE) Program. Beginning in August 2020, CMS resumed TPE Program activity. If an operation fails a Review and/or subsequent Reviews, the operation could then be subject to extended review or an extrapolation of the identified error rate to billings in the same time period. We anticipate that these Reviews could increase in frequency in the future. As of December 31, 2023, and through the filing date of this report, 40 of our independent subsidiaries had Reviews scheduled or in process.

In June 2023, CMS announced a new nationwide audit, the "SNF 5-Claim Probe & Educate Review", in which the Medicare Administrative Contractors will review five claims from each SNF to check for compliance. In implementing this SNF 5-Claim Probe & Educate Review, CMS acknowledged that the increase in observed improper payments from 2021 to 2022 may have arisen from a "misunderstanding" by SNFs about how to appropriately bill for claims of service after October 1, 2019. All facilities that are not undergoing TPE reviews, or have not recently passed a TPE review, will be subject to the nationwide audit. MACs will complete only one round of probe-and-educate for each SNF, rather than the three rounds that typically occur in the TPE Program. Additionally, CMS's education for each SNF will be individualized and based on observed claim review errors, with rationales for denial explained to the SNF on a claim-by-claim basis. This program will apply only to claims submitted after October 1, 2019, and will exclude claims containing a COVID-19 diagnosis.

**Item 4. MINE SAFETY DISCLOSURES**

None.

**PART II.**

**Item 5. MARKET FOR REGISTRANT'S COMMON EQUITY, RELATED STOCKHOLDER MATTERS AND ISSUER PURCHASES OF EQUITY SECURITIES**

**Market Information**

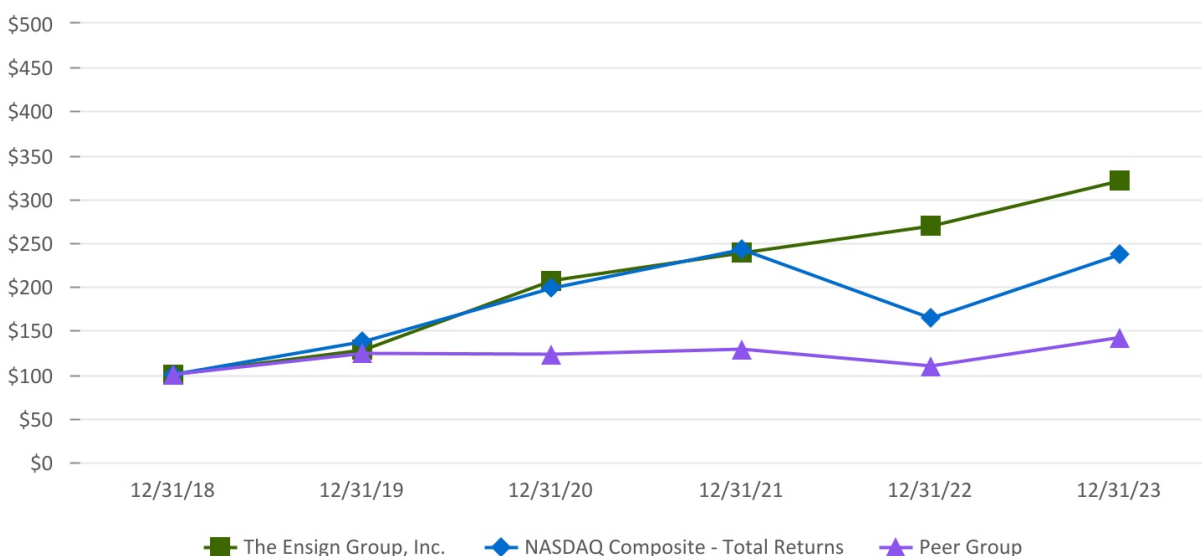
Our common stock has been traded under the symbol "ENSG" on the NASDAQ Global Select Market since our initial public offering on November 8, 2007. Prior to that time, there was no public market for our common stock. As of January 29, 2024, there were approximately 315 holders of record of our common stock.

Notwithstanding anything to the contrary set forth in any of our filings under the Securities Act or the Exchange Act that might incorporate future filings, including the Annual Report on Form 10-K, in whole or in part, the Stock Performance Graph and supporting data which follows shall not be deemed to be incorporated by reference into any such filings except to the extent that we specifically incorporate any such information into any such future filings.

The graph below shows the cumulative total stockholder return of investment of \$100 (and the reinvestment of any dividends thereafter) on December 31, 2018 in (i) our common stock, (ii) the Skilled Nursing Facilities Peer Group 1 and (iii) the NASDAQ Market Index. Our stock price performance shown in the graph below is not indicative of future stock price performance.

Since our inception in 1999, we completed the spin-off of two independent publicly traded companies. On June 1, 2014, Ensign completed the spin-off of CareTrust REIT, Inc. (CareTrust) into an independent publicly traded company. On October 1, 2019, Ensign completed the spin-off of The Pennant Group, Inc. (Pennant) with the pro rata distribution of 1.18 shares of Pennant's common stock for every share of Ensign's common stock to our stockholders, pursuant to which Pennant became an independent company. Pennant's stock traded at \$6.15 at opening price on the first day of trading and closed at \$15.09. Ensign's stock price was reduced by the same value on the same day. For the purpose of this graph, the effect of the final separation of Pennant is reflected in the cumulative total return of Ensign Common Stock as a reinvested dividend.

**COMPARISON OF 60 MONTH CUMULATIVE TOTAL RETURN\***  
Among Ensign Group, the NASDAQ Composite Index and Our Peer Group  
December 2023



\*Assumes \$100 invested on December 31, 2018 in stock in index, including reinvestment of dividends.  
Fiscal year ended December 31.

|                                       | December 31, |           |           |           |           |           |
|---------------------------------------|--------------|-----------|-----------|-----------|-----------|-----------|
|                                       | 2018         | 2019      | 2020      | 2021      | 2022      | 2023      |
| The Ensign Group, Inc. <sup>(2)</sup> | \$ 100.00    | \$ 127.85 | \$ 206.31 | \$ 238.12 | \$ 268.99 | \$ 319.74 |
| NASDAQ Market Index                   | 100.00       | 136.69    | 198.10    | 242.03    | 163.28    | 236.17    |
| Peer Group <sup>(1)</sup>             | 100.00       | 123.99    | 122.37    | 128.11    | 108.87    | 141.47    |

(1) The current composition of our Peer Group is as follows: Amedysis, Inc., CareTrust REIT Inc., Encompass Healthcare Corp., LTC Properties, Inc., National Healthcare Corporation, National Health Investors, Inc., Omega Healthcare Investors, Inc., Select Medical Holdings Corp. and Welltower Inc.

(2) The value displayed only incorporates the value of The Ensign Group, Inc. stock and does not incorporate the value shareholders received in connection with our spin-off of The Pennant Group, Inc.

## Dividend Policy

We do not have a formal dividend policy, but we currently intend to continue to pay regular quarterly dividends to the holders of our common stock. We have been a dividend-paying company since 2002 and have increased our dividend every year for the last 21 years.

## Issuer Repurchases of Equity Securities

**Stock Repurchase Programs** — On August 29, 2023, the Board of Directors approved a stock repurchase program pursuant to which we may repurchase up to \$20.0 million of our common stock under the program for a period of approximately 12 months from September 1, 2023. Under this program, we are authorized to repurchase our issued and outstanding common shares from time to time in open-market and privately negotiated transactions and block trades in accordance with federal securities laws. We did not purchase any shares pursuant to this stock repurchase program during the year ended December 31, 2023.

Previously on July 28, 2022, the Board of Directors approved a stock repurchase program pursuant to which we could repurchase up to \$20.0 million of our common stock under the program for a period of approximately 12 months from August 2, 2022. Under this program, we were authorized to repurchase our issued and outstanding common shares from time to time in open-market and privately negotiated transactions and block trades in accordance with federal securities laws. The share repurchase program does not obligate us to acquire any specific number of shares. The stock repurchase program expired on August 2, 2023 and is no longer in effect. We did not purchase any shares pursuant to this stock repurchase program.

## Item 6. [RESERVED]

## Item 7. MANAGEMENT'S DISCUSSION AND ANALYSIS OF FINANCIAL CONDITION AND RESULTS OF OPERATIONS

*The following discussion should be read in conjunction with the consolidated financial statements and accompanying notes, which appear elsewhere in this Annual Report on Form 10-K. This discussion contains forward-looking statements that involve risks and uncertainties. Our actual results could differ materially from those anticipated in these forward-looking statements as a result of various factors, including those discussed below and elsewhere in this Annual Report on Form 10-K. See Part I. Item 1A. Risk Factors and Cautionary Note Regarding Forward-Looking Statements.*

*For discussion of 2021 items and year-over-year comparisons between 2022 and 2021 that are not included in this 2023 Form 10-K, refer to "Item 7. – Management's Discussion and Analysis of Financial Condition and Results of Operations" found in our Form 10-K for the year ended December 31, 2022, that was filed with the Securities and Exchange Commission on February 2, 2023.*

### Overview

We are a provider of health care services across the post-acute care continuum. We engage in the operation, ownership, acquisition, development and leasing of skilled nursing, senior living and other healthcare related properties and ancillary businesses located in Arizona, California, Colorado, Idaho, Iowa, Kansas, Nebraska, Nevada, South Carolina, Texas, Utah, Washington and Wisconsin. Our independent subsidiaries, each of which strive to be the operation of choice in the community they serve, provide a broad spectrum of services. As of December 31, 2023, we offered skilled nursing, senior living and rehabilitative care services through 297 skilled nursing and senior living facilities. Our real estate portfolio includes 113 owned real estate properties, which includes 83 facilities operated and managed by us, 30 operations leased to and operated by third-party operators and the Service Center location. Of the 30 real estate operations leased to third-party operators, one senior living facility is located on the same real estate property as a skilled nursing facility that we own and operate.

Ensign is a holding company with no direct operating assets, employees or revenues. Our subsidiaries are operated by separate, independent entities, each of which has its own management, employees and assets. In addition, certain of our wholly-owned subsidiaries including Ensign Services, Inc. and Cornet Limited, Inc., referred to collectively as the Service Center, provide centralized accounting, payroll, human resources, information technology, legal, risk management and other centralized services to the other independent subsidiaries through contractual relationships with such subsidiaries. We also have a wholly-owned captive insurance subsidiary that provides some claims-made coverage to our independent subsidiaries for general and professional liability, as well as coverage for certain workers' compensation insurance liabilities and our captive real estate trust owns and operates our real estate portfolio. Our captive real estate investment trust, Standard Bearer, owns and manages our real estate business. References herein to the consolidated "Company" and "its" assets and activities, as well as the use of the terms "we," "us," "our" and similar terms in this Annual Report, are not meant to imply, nor should they be construed as meaning, that The Ensign Group, Inc. has direct operating assets, employees or revenue, or that any of the subsidiaries are operated by The Ensign Group.

### Recent Activities

**Operational Update** — On May 11, 2023, the United States Department of Health and Human Services (HHS) ended the public health emergency (PHE). Our primary focus has always been and continues to be the health and safety of our patients, residents, employees and their respective families. Even with the end of the PHE, we continue to implement new measures and maintain existing ones to provide the safest possible environment within our sites of service, taking into consideration the vulnerable nature of our patients.

We continue to execute on key initiatives to rebuild occupancy lost due to the pandemic. Our combined Same Facilities and Transitioning Facilities occupancy is 78.9%, which represents a 3.2% increase compared to the prior year and is closer to our pre-pandemic occupancy levels, which was 80.1% in March 2020. As we shift to an endemic, we believe that we will continue to see the return of our seasonal occupancy and skilled mix. Throughout most of our history, our seasonality trends for skilled nursing occupancy and skilled mix typically included the greatest growth during the first and fourth quarters and softening in the second and third quarters. As we exited the pandemic and enter the endemic, we saw a shift towards pre-pandemic occupancy and skilled mix levels. This was possible due to the innovative approaches and strategic partnerships developed during the pandemic which supported our occupancy improvements and continue to enable us to gain additional market share. These key initiatives together with our dedication to our cultural and operational fundamentals resulted in a strong 2023 results.

We receive relief funding from various states, including healthcare relief funding under the American Rescue Plan Act (ARPA), increases in the Federal Medical Assistance Percentage (FMAP) under the Families First Coronavirus Response Act (FFCRA) and other state specific relief programs. We use this funding, which reimburses the recipient for healthcare and labor related patient care services and expenses that are attributable to the COVID-19 pandemic. The end of the PHE created a gradual phase down of the temporary increase in FMAP funding in 2023. State specific approaches have been developed including various states having increased their base rates to account for increases in expenses in the post-pandemic environment.

During the years ended December 31, 2023 and 2022, we recognized \$64.8 million and \$81.8 million, respectively, of combined state relief funding as revenue.

**Standard Bearer Update** — In January of 2022, we formed Standard Bearer Healthcare REIT, Inc. or Standard Bearer, a captive REIT. Standard Bearer is a holding company with subsidiaries that own a majority of our real estate portfolio. We expect the REIT structure to allow us to better demonstrate the growing value of our owned real estate and provide us with an efficient vehicle for future acquisitions of properties that could be operated by our independent subsidiaries or other third parties. This structure gives us new pathways to growth with transactions we would not have considered in the past.

During the year ended December 31, 2023, Standard Bearer acquired the real estate of three stand-alone skilled nursing facilities and two campus operations for an aggregate purchase price of \$65.9 million. Of these additions, the three skilled nursing facilities and one campus operation acquired are operated by our independent subsidiaries and the other campus operation is leased to a new third-party operator. Our existing relationship with third-party operators within our industry allowed us to expand our growing REIT structure to operators outside of our organization.

As of December 31, 2023, the fair value of Standard Bearer's real estate portfolio is approximately \$1.1 billion. The fair value was determined by a third-party independent valuation specialist and incorporated each property's rental income, capitalization rate, rental yield rate and discount rate.

**Expansion into a New State** — Subsequent to December 31, 2023, we expanded our operations into the state of Tennessee with the addition of one stand-alone skilled nursing operation. This expansion is part of our strategic vision to further strengthen our growing national presence in both existing and new attractive markets.

**Common Stock Repurchase Program** — On August 29, 2023, the Board of Directors approved a stock repurchase program pursuant to which we may repurchase up to \$20.0 million of our common stock under the program for a period of approximately 12 months from September 1, 2023. We did not repurchase any shares pursuant to this program during the fiscal year 2023.

**Litigation** — In regard to the proceeding discussed in Item 3. *Legal Proceedings*, the parties agreed to settle the litigation for \$48.0 million, subject to the review and approval of all parties, including the DOJ. The settlement does not include admissions on the part of the Company and the Company maintains that it has at all times complied and continues to comply with all applicable State and Federal statutes (including but not limited to the FCA and the AKS).

### Key Performance Indicators

We manage the fiscal aspects of our business by monitoring key performance indicators that affect our financial performance. Revenue associated with these metrics is generated based on contractually agreed-upon amounts or rate, excluding the estimates of variable consideration under the revenue recognition standard, Financial Accounting Standards Board (FASB) Accounting Standards Codification (ASC) Topic 606. These indicators and their definitions include the following:

#### Skilled Services

- **Routine revenue** — Routine revenue is generated by the contracted daily rate charged for all contractually inclusive skilled nursing services. The inclusion of therapy and other ancillary treatments varies by payor source and by contract. Services provided outside of the routine contractual agreement are recorded separately as ancillary revenue, including Medicare Part B therapy services, and are not included in the routine revenue definition.
- **Skilled revenue** — The amount of routine revenue generated from patients in the skilled nursing facilities who are receiving higher levels of care under Medicare, managed care, Medicaid, or other skilled reimbursement programs. The other skilled patients who are included in this population represent very high acuity patients who are receiving high levels of nursing and ancillary services which are reimbursed by payors other than Medicare or managed care. Skilled revenue excludes any revenue generated from our senior living services.
- **Skilled mix** — The amount of our skilled revenue as a percentage of our total skilled nursing routine revenue. Skilled mix (in days) represents the number of days our Medicare, managed care, or other skilled patients are receiving skilled nursing services at the skilled nursing facilities divided by the total number of days patients from all payor sources are receiving skilled nursing services at the skilled nursing facilities for any given period.
- **Average daily rates** — The routine revenue by payor source for a period at the skilled nursing facilities divided by actual patient days for that revenue source for that given period. These rates exclude additional state relief funding, which includes ARPA, FFCRA and other state relief programs.
- **Occupancy percentage (operational beds)** — The total number of patients occupying a bed in a skilled nursing facility as a percentage of the beds in a facility which are available for occupancy during the measurement period.
- **Number of facilities and operational beds** — The total number of skilled nursing facilities that we own or operate and the total number of operational beds associated with these facilities.

**Skilled Mix** — Like most skilled nursing providers, we measure both patient days and revenue by payor. Medicare, managed care and other skilled patients, whom we refer to as high acuity patients, typically require a higher level of skilled nursing and rehabilitative care. Accordingly, Medicare and managed care reimbursement rates are typically higher than from other payors. In most states, Medicaid reimbursement rates are generally the lowest of all payor types. Changes in the payor mix can significantly affect our revenue and profitability.

The following table summarizes our overall skilled mix from our skilled nursing services for the periods indicated as a percentage of our total skilled nursing routine revenue and as a percentage of total skilled nursing patient days:

| Skilled Mix: | Year Ended December 31, |        |
|--------------|-------------------------|--------|
|              | 2023                    | 2022   |
| Days         | 30.4 %                  | 31.8 % |
| Revenue      | 50.2 %                  | 52.0 % |

**Occupancy** — We define occupancy derived from our skilled services as the ratio of actual patient days (one patient day equals one patient occupying one bed for one day) during any measurement period to the number of beds in facilities which are available for occupancy during the measurement period. The number of beds in a skilled nursing facility that are actually operational and available for occupancy may be less than the total official licensed bed capacity. This sometimes occurs due to the permanent dedication of bed space to alternative purposes, such as enhanced therapy treatment space or other desirable uses calculated to improve service offerings and/or operational efficiencies in a facility. In some cases, three- and four-bed wards have been reduced to two-bed rooms for resident comfort, and larger wards have been reduced to conform to changes in Medicare requirements. These beds are seldom expected to be placed back into service. We believe that reporting occupancy based on operational beds is consistent with industry practices and provides a more useful measure of actual occupancy performance from period to period.

The following table summarizes our overall occupancy statistics for skilled nursing operations for the periods indicated:

|  | Year Ended December 31, |           |
|--|-------------------------|-----------|
|  | 2023                    | 2022      |
| <b>Occupancy for skilled services:</b>           |                         |           |
| Operational beds at end of period                | 30,602                  | 28,130    |
| Available patient days                           | 10,940,320              | 9,614,460 |
| Actual patient days                              | 8,590,995               | 7,243,781 |
| Occupancy percentage (based on operational beds) | 78.5 %                  | 75.3 %    |

### Segments

We have two reportable segments: (1) skilled services, which includes the operation of skilled nursing facilities and rehabilitation therapy services and (2) Standard Bearer, which is comprised of select properties owned by us through our captive REIT and leased to skilled nursing and senior living operations, including our own independent subsidiaries and third-party operators.

We also reported an “all other” category that includes operating results from our senior living operations, mobile diagnostics, transportation, other real estate and other ancillary operations. These businesses are neither significant individually, nor in aggregate and therefore do not constitute a reportable segment. Our Chief Executive Officer, who is our chief operating decision maker, or CODM, reviews financial information at the operating segment level.

### Revenue Sources

**Skilled Services** — Within our skilled nursing operations, we generate revenue from Medicaid, private pay, managed care and Medicare payors. We believe that our skilled mix, which we define as the number of days Medicare, managed care and other skilled patients are receiving services at our skilled nursing operations divided by the total number of days patients are receiving services at our skilled nursing operations, from all payor sources (less days from senior living services) for any given period, is an important indicator of our success in attracting high-acuity patients because it represents the percentage of our patients who are reimbursed by Medicare, managed care and other skilled payors, for whom we receive higher reimbursement rates.

We participate in supplemental payment programs and quality improvement programs in various states that provide supplemental Medicaid payments for skilled nursing facilities that are licensed to non-state government-owned entities such as city and county hospital districts. Numerous independent subsidiaries entered into transactions with various hospital districts providing for the transfer of the licenses for those skilled nursing facilities to the hospital districts. Each affected independent subsidiary agreement between the hospital district and our subsidiary is terminable by either party to fully restore the prior license status.

**Standard Bearer** — We generate rental revenue primarily by leasing post-acute care properties that we acquired to healthcare operators under triple-net lease arrangements, whereby the tenants are solely responsible for the costs related to the property, including property taxes, insurance and maintenance and repair costs, subject to certain exceptions. As of December 31, 2023, our real estate portfolio within Standard Bearer is comprised of 108 real estate properties. Of these properties, 79 are leased to our independent subsidiaries and 30 are leased to facilities wholly-owned and managed by third-party operators. During the year ended December 31, 2023, we generated rental revenues of \$82.5 million, of which \$66.7 million, was derived from our independent subsidiaries' operators and therefore eliminated in consolidation.

**Other** — Within our senior living operations, we generate revenue primarily from private pay sources, with a portion earned from Medicaid payors or through other state-specific programs. In addition, we hold majority membership interests in certain of our other ancillary operations. Payment for these services varies and is based upon the service provided. The payment is adjusted for an inability to obtain appropriate billing documentation or authorizations acceptable to the payor and other reasons unrelated to credit risk.

### Primary Components of Expense

**Cost of Services (exclusive of rent and depreciation and amortization shown separately)** — Our cost of services represents the costs of operating our independent subsidiaries, which primarily consists of payroll and related benefits, supplies, purchased services, and ancillary expenses such as the cost of pharmacy and therapy services provided to patients. Cost of services also includes the cost of general and professional liability insurance, rent expenses related to leasing our operational facilities that are not included in facility rent - cost of services, and other general cost of services with respect to our operations.

**Facility Rent - Cost of Services** — Rent - cost of services consists solely of base minimum rent amounts payable under lease agreements to third-party real estate owners. Our independent subsidiaries lease and operate but do not own the underlying real estate and these amounts do not include taxes, insurance, impounds, capital reserves or other charges payable under the applicable lease agreements. Expenses related to leasing our operations are included in cost of services.

**General and Administrative Expense** — General and administrative expense consists primarily of payroll and related benefits and travel expenses for our Service Center personnel, including training and other operational support. General and administrative expense also includes professional fees (including accounting and legal fees), litigation expense related to specific proceedings that are outside the ordinary course of business, costs relating to our information systems and stock-based compensation related to our Service Center employees.

**Depreciation and Amortization** — Property and equipment are recorded at their original historical cost. Depreciation is computed using the straight-line method over the estimated useful lives of the depreciable assets. The following is a summary of the depreciable lives of our depreciable assets:

|                            |   |
|----------------------------|---|
| Buildings and improvements | Minimum of three years to a maximum of 59 years, generally 45 years         |
| Leasehold improvements     | Shorter of the lease term or estimated useful life, generally 5 to 15 years |
| Furniture and equipment    | 3 to 10 years   |

### Critical Accounting Estimates

Our discussion and analysis of our financial condition and results of operations are based on our consolidated financial statements, which have been prepared in accordance with U.S. Generally Accepted Accounting Principles (GAAP). The preparation of these financial statements and related disclosures requires us to make judgments, estimates and assumptions that affect the reported amounts of assets and liabilities and disclosure of contingent assets and liabilities at the date of the financial statements and the reported amounts of revenue and expenses during the reporting period. We believe that the application of the following accounting policies, which are important to our financial position and results of operations, require significant judgments and estimates on the part of management. For a summary of our significant accounting policies, including the accounting policies discussed below, see Note 2, *Summary of Significant Accounting Policies* of the Notes to Consolidated Financial Statements.

**Variable consideration within revenue recognition** — Revenue recognized from healthcare services are adjusted for estimates of variable consideration to arrive at the transaction price. We determine the transaction price based on contractually agreed-upon amounts or rates, adjusted for estimates of variable consideration. We use the expected value method in determining the variable component that should be used to arrive at the transaction price, using contractual agreements and historical reimbursement experience within each payor type. The amount of variable consideration which is included in the transaction price may be constrained and is included in the net revenue only to the extent that it is probable that a significant reversal in the amount of the cumulative revenue recognized will not occur in a future period. If actual amounts of consideration ultimately received differ from our estimates, we adjust these estimates, which would affect net service revenue in the period such variances become known.

**Self-insurance for general and professional liability** — The self-insured retention and deductible limits for general and professional liability for all states are self-insured through our wholly-owned captive insurance subsidiary (the Captive Insurance), the related assets and liabilities of which are included in the accompanying consolidated balance sheets. Our general and professional liability as of the year ended December 31, 2023 and 2022 was \$117.7 million and \$87.0 million, respectively.

Our policy is to accrue amounts equal to the actuarially estimated costs to settle open claims of insureds, as well as an estimate of the cost of insured claims that have been incurred but not reported. We develop information about the size of the ultimate claims based on historical experience, current industry information and actuarial analysis, and evaluate the estimates for claim loss exposure on a quarterly basis. We use actuarial valuations to estimate the liability based on historical experience and industry information.

## RESULTS OF OPERATIONS

We believe we exist to dignify and transform post-acute care. We set out a strategy to achieve our goal of ensuring our patients are receiving the best possible care through our ability to acquire, integrate and improve our operations. Our results serve as a strong indicator that our strategy is working and our transformation is underway. Over the last five years, our total revenue increased by \$2.0 billion, or 112.5%, representing a 16.3% compound annual growth rate (CAGR) while our diluted GAAP earning per share (EPS) from continued operations grew by \$2.56 from 2018 to \$3.65 in 2023, representing a 27.4% CAGR.

Our total revenue for the year ended December 31, 2023 increased \$703.9 million, or 23.3%, compared to the year ended December 31, 2022. Throughout 2023, we have continued to make progress on targeted initiatives related to increasing occupancy in our facilities, attracting and developing our people and acquiring new skilled nursing operations and integrating them with our proven cultural and operational principals. We continue to experience healthy growth in both revenue and operational earnings.

Our combined Same Facilities and Transitioning Facilities occupancy increased by 3.2% compared to 2022. As our census continues to return to pre-pandemic levels, we anticipate a return to our historical seasonality trends, which typically result in higher occupancy and skilled mix during the first and fourth quarters and softening in the second and third quarters. See *Recent Activities* for our operational update.

During the year ended December 31, 2023, we added 26 new operations, which included 17 operations in California. These California facilities include a group of highly skilled team members who will further our mission of dignifying long term care. We continue to work diligently with existing and recently acquired operations so that each can reach its full clinical and financial potential.

Our strength remains in our operating model, which empowers each operator to form their own market-specific strategy and adjust to the needs of their local medical communities, including methods for attracting new healthcare professionals into our workforce and retaining and developing existing staff. Despite continued labor pressures, there are positive trends on both turnover and agency usage in some of our markets. During 2023, we added over 5,000 team members, or 18%, to our independent subsidiaries and the Service Center.

The following table sets forth details of operating results for our revenue, expenses and earnings, and their respective components, as a percentage of total revenue for the periods indicated:



|   | Year Ended December 31, |                |
|---|-------------------------|----------------|
|   | 2023                    | 2022           |
| <b>REVENUE:</b>   |                         |                |
| Service revenue   | 99.4 %                  | 99.4 %         |
| Rental revenue  | 0.6                     | 0.6            |
| <b>TOTAL REVENUE</b>                                      | <b>100.0 %</b>          | <b>100.0 %</b> |
| Expenses:   |                         |                |
| Cost of services  | 78.9                    | 77.8           |
| Rent—cost of services                                     | 5.3                     | 5.1            |
| General and administrative expense                        | 7.1                     | 5.2            |
| Depreciation and amortization                             | 1.9                     | 2.1            |
| <b>TOTAL EXPENSES</b>                                     | <b>93.2</b>             | <b>90.2</b>    |
| Income from operations                                    | 6.8                     | 9.8            |
| Other income (expense):                                   |                         |                |
| Interest expense  | (0.2)                   | (0.3)          |
| Other income  | 0.7                     | —              |
| <b>Other income (expense), net</b>                        | <b>0.5</b>              | <b>(0.3)</b>   |
| Income before provision for income taxes                  | 7.3                     | 9.5            |
| Provision for income taxes                                | 1.7                     | 2.1            |
| <b>NET INCOME</b>   | <b>5.6</b>              | <b>7.4</b>     |
| Less: net income attributable to noncontrolling interests | —                       | —              |
| <b>Net income attributable to The Ensign Group, Inc.</b>  | <b>5.6 %</b>            | <b>7.4 %</b>   |

|                                     | Year Ended December 31, |            |
|-------------------------------------|-------------------------|------------|
|                                     | 2023                    | 2022       |
| <b>SEGMENT INCOME<sup>(1)</sup></b> |                         |            |
|                                     | <i>(In thousands)</i>   |            |
| Skilled services                    | \$ 464,925              | \$ 408,732 |
| Standard Bearer <sup>(2)</sup>      | 29,065                  | 27,871     |
| <b>NON-GAAP FINANCIAL MEASURES:</b> |                         |            |
| <b>PERFORMANCE METRICS</b>          |                         |            |
| Adjusted EBT                        | 365,310                 | 314,609    |
| EBITDA <sup>(3)</sup>               | 327,303                 | 359,209    |
| Adjusted EBITDA                     | 419,496                 | 383,570    |
| FFO for Standard Bearer             | 54,270                  | 49,484     |
| <b>VALUATION METRICS</b>            |                         |            |
| Adjusted EBITDAR                    | \$ 616,854              |            |

(1) Segment income represents operating results of the reportable segments excluding gain and loss on sale of assets, real estate insurance recoveries and losses, impairment charges and provision for income taxes. Included in segment income for Standard Bearer are expenses for intercompany management fees between Standard Bearer and the Service Center and intercompany interest expense. Segment income is reconciled to the Consolidated Statement of Income in Note 8, *Business Segments* in Notes to Financial Statements of this Annual Report on Form 10-K.

(2) Standard Bearer segment income includes rental revenue and expenses from our independent subsidiaries.

(3) EBITDA includes litigation related to specific proceedings arising outside of the ordinary course of business as discussed in Item 3. *Legal Proceedings*.

The following discussion includes references to Adjusted EBT, EBITDA, Adjusted EBITDA, Adjusted EBITDAR and Funds from Operations (FFO) which are non-GAAP financial measures (collectively, the Non-GAAP Financial Measures). Regulation G, Conditions for Use of Non-GAAP Financial Measures, and other provisions of the Securities Exchange Act of 1934, as amended (the Exchange Act), define and prescribe the conditions for use of certain non-GAAP financial information. These Non-GAAP Financial Measures are used in addition to and in conjunction with results presented in accordance with GAAP. These Non-GAAP Financial Measures should not be relied upon to the exclusion of GAAP financial measures. These Non-GAAP Financial Measures reflect an additional way of viewing aspects of our operations that, when viewed with our GAAP results and the accompanying reconciliations to corresponding GAAP financial measures, provide a more complete understanding of factors and trends affecting our business.

We believe the presentation of certain Non-GAAP Financial Measures are useful to investors and other external users of our financial statements regarding our results of operations because:

- they are widely used by investors and analysts in our industry as a supplemental measure to evaluate the overall performance of companies in our industry without regard to items such as other income (expense), net and depreciation and amortization, which can vary substantially from company to company depending on the book value of assets, capital structure and the method by which assets were acquired; and
- they help investors evaluate and compare the results of our operations from period to period by removing the impact of our capital structure and asset base from our operating results.

We use the Non-GAAP Financial Measures:

- as measurements of our operating performance to assist us in comparing our operating performance on a consistent basis;
- to allocate resources to enhance the financial performance of our business;
- to assess the value of a potential acquisition;
- to assess the value of a transformed operation's performance;
- to evaluate the effectiveness of our operational strategies; and
- to compare our operating performance to that of our competitors.

We use certain Non-GAAP Financial Measures to compare the operating performance of each operation. These measures are useful in this regard because they do not include such costs as other expense, income taxes, depreciation and amortization expense, which may vary from period-to-period depending upon various factors, including the method used to finance operations, the amount of debt that we have incurred, whether an operation is owned or leased, the date of acquisition of a facility or business, and the tax law of the state in which a business unit operates.

We also establish compensation programs and bonuses for our leaders that are partially based upon the achievement of Adjusted EBITDAR targets.

Despite the importance of these measures in analyzing our underlying business, designing incentive compensation and for our goal setting, the Non-GAAP Financial Measures have no standardized meaning defined by GAAP. Therefore, certain of our Non-GAAP Financial Measures have limitations as analytical tools, and they should not be considered in isolation, or as a substitute for analysis of our results as reported in accordance with GAAP. Some of these limitations are:

- they do not reflect our current or future cash requirements for capital expenditures or contractual commitments;
- they do not reflect changes in, or cash requirements for, our working capital needs;
- they do not reflect the interest expense, or the cash requirements necessary to service interest or principal payments, on our debt;
- they do not reflect rent expenses, which are necessary to operate our leased operations, in the case of Adjusted EBITDAR;
- they do not reflect any income tax payments we may be required to make;
- although depreciation and amortization are non-cash charges, the assets being depreciated and amortized will often have to be replaced in the future, and do not reflect any cash requirements for such replacements; and
- other companies in our industry may calculate these measures differently than we do, which may limit their usefulness as comparative measures.

We compensate for these limitations by using them only to supplement net income on a basis prepared in accordance with GAAP in order to provide a more complete understanding of the factors and trends affecting our business. Management strongly encourages investors to review our consolidated financial statements in their entirety and to not rely on any single financial measure. Because these Non-GAAP Financial Measures are not standardized, it may not be possible to compare these financial measures with other companies' Non-GAAP financial measures having the same or similar names. These Non-GAAP Financial Measures should not be considered a substitute for, nor superior to, financial results and measures determined or calculated in accordance with GAAP. We strongly urge you to review the reconciliation of income from operations to the Non-GAAP Financial Measures in the table below, along with our Financial Statements and related notes included elsewhere in this document.

We use the following Non-GAAP financial measures that we believe are useful to investors as key valuation and operating performance measures:

## **PERFORMANCE MEASURES**

### ***Adjusted EBT***

We adjust income before provision for income taxes (Adjusted EBT) when evaluating our performance because we believe that the exclusion of certain additional items described below provides useful supplemental information to investors regarding our ongoing operating performance. We believe that the presentation of Adjusted EBT, when combined with income before provision for income taxes and GAAP net income attributable to The Ensign Group, Inc., is beneficial to an investor's complete understanding of our operating performance. We use this performance measure as an indicator of business performance, as well as for operational planning, decision-making purposes and to determine compensation in our executive compensation plan.

Adjusted EBT is income before provision for income taxes adjusted for non-core business items, which for the reported periods includes, to the extent applicable:

- stock-based compensation expense;
- litigation;
- gain on sale of assets and business interruption of recoveries;
- write-off of deferred financing fees;
- acquisition related costs;
- costs incurred related to new systems implementation; and
- depreciation and amortization of patient base intangible assets.

### ***EBITDA***

We believe EBITDA is useful to investors in evaluating our operating performance because it helps investors evaluate and compare the results of our operations from period to period by removing the impact of our asset base (depreciation and amortization expense) from our operating results.

We calculate EBITDA as net income, adjusted for net losses attributable to noncontrolling interest, before (a) other income (expense), net, (b) provision for income taxes, and (c) depreciation and amortization.

### ***Adjusted EBITDA***

We adjust EBITDA when evaluating our performance because we believe that the exclusion of certain additional items described below provides useful supplemental information to investors regarding our ongoing operating performance, in the case of Adjusted EBITDA. We believe that the presentation of Adjusted EBITDA, when combined with EBITDA and GAAP net income attributable to The Ensign Group, Inc., is beneficial to an investor's complete understanding of our operating performance.

Adjusted EBITDA is EBITDA adjusted for the same non-core business items as listed in Adjusted EBT, except for depreciation and amortization of patient base intangible assets and write-off of deferred financing fees.

### Funds from Operations (FFO)

We consider FFO to be a useful supplemental measure of the operating performance of Standard Bearer. Historical cost accounting for real estate assets in accordance with U.S. GAAP implicitly assumes that the value of real estate assets diminishes predictably over time as evidenced by the provision for depreciation. However, since real estate values have historically risen or fallen with market conditions, many real estate investors and analysts have considered presentations of operating results for real estate companies that use historical cost accounting to be insufficient. In response, the National Association of Real Estate Investment Trusts (NAREIT) created FFO as a supplemental measure of operating performance for REITs, which excludes historical cost depreciation from net income. We define (in accordance with the definition used by NAREIT) FFO to consist of Standard Bearer segment income, excluding depreciation and amortization related to real estate, gains or losses from the sale of real estate, insurance recoveries related to real estate and impairment of depreciable real estate assets.

### VALUATION MEASURE

#### Adjusted EBITDAR

We use Adjusted EBITDAR as one measure in determining the value of prospective acquisitions. It is also a commonly used measure by our management, research analysts and investors, to compare the enterprise value of different companies in the healthcare industry, without regard to differences in capital structures and leasing arrangements. Adjusted EBITDAR is a financial valuation measure that is not specified in GAAP. This measure is not displayed as a performance measure as it excludes rent expense, which is a normal and recurring operating expense, and is therefore presented only for the current period.

The adjustments made and previously described in the computation of Adjusted EBITDA are also made when computing Adjusted EBITDAR. We calculate Adjusted EBITDAR by excluding rent-cost of services from Adjusted EBITDA.

We believe the use of Adjusted EBITDAR allows the investor to compare operational results of companies who have operating and capital leases. A significant portion of capital lease expenditures are recorded in interest, whereas operating lease expenditures are recorded in rent expense.

The table below reconciles income before provision for income taxes to Adjusted EBT for the periods presented:

|   | Year Ended December 31, |                   |
|---|-------------------------|-------------------|
|   | 2023                    | 2022              |
|   | <i>(In thousands)</i>   |                   |
| <b>Consolidated statements of income data:</b>              |                         |                   |
| Income before provision for income taxes                    | \$ 272,762              | \$ 289,089        |
| Stock-based compensation expense                            | 30,767                  | 22,720            |
| Litigation <sup>(a)</sup>                                   | 60,781                  | 4,553             |
| Gain on sale of assets and business interruption recoveries | (1,132)                 | (4,380)           |
| Write-off of deferred financing fees <sup>(b)</sup>         | —                       | 566               |
| Acquisition related costs <sup>(c)</sup>                    | 814                     | 669               |
| Costs incurred related to new systems implementation        | 963                     | 1,072             |
| Depreciation and amortization - patient base <sup>(d)</sup> | 355                     | 320               |
| <b>ADJUSTED EBT</b>   | <b>\$ 365,310</b>       | <b>\$ 314,609</b> |

(a) Litigation relates to specific proceedings arising outside of the ordinary course of business, which includes the portion attributable to non-controlling interests.

(b) Represents the write-off of deferred financing fees associated with the amendment of the Credit Facility.

(c) Costs incurred to acquire operations that are not capitalizable.

(d) Included in depreciation and amortization are amortization expenses related to patient base intangible assets at newly acquired skilled nursing and senior living facilities.

The table below reconciles net income to EBITDA, Adjusted EBITDA and Adjusted EBITDAR for the periods presented:

|  | Year Ended December 31, |                   |
|--|-------------------------|-------------------|
|  | 2023                    | 2022              |
| <b>Consolidated statements of income data:</b>                   |                         |                   |
|  | <i>(In thousands)</i>   |                   |
| Net income   | \$ 209,850              | \$ 224,652        |
| Less: net income (loss) attributable to noncontrolling interests | 451                     | (29)              |
| Add: Other (income) expense, net                                 | (17,395)                | 7,736             |
| Provision for income taxes                                       | 62,912                  | 64,437            |
| Depreciation and amortization                                    | 72,387                  | 62,355            |
| <b>EBITDA</b>  | <b>\$ 327,303</b>       | <b>\$ 359,209</b> |
| Stock-based compensation expense                                 | 30,767                  | 22,720            |
| Litigation <sup>(a)</sup>  | 60,781                  | 4,280             |
| Gain on sale of assets and business interruption recoveries      | (1,132)                 | (4,380)           |
| Acquisition related costs <sup>(b)</sup>                         | 814                     | 669               |
| Costs incurred related to new systems implementation             | 963                     | 1,072             |
| <b>ADJUSTED EBITDA</b>   | <b>\$ 419,496</b>       | <b>\$ 383,570</b> |
| Rent—cost of services  | 197,358                 | 153,049           |
| <b>ADJUSTED EBITDAR</b>  | <b>\$ 616,854</b>       |                   |

(a) Litigation relates to specific proceedings arising outside of the ordinary course of business, which excludes the portion attributable to non-controlling interests.

(b) Costs incurred to acquire operations that are not capitalizable.

### Year Ended December 31, 2023 Compared to the Year Ended December 31, 2022

The following table sets forth details of operating results for our revenue and earnings, and their respective components, by our reportable segment for the periods indicated.

|   | Year Ended December 31, 2023 |                 |            |              |                   |
|---|------------------------------|-----------------|------------|--------------|-------------------|
|   | Skilled Services             | Standard Bearer | All Other  | Eliminations | Consolidated      |
| Total revenue   | \$ 3,578,855                 | \$ 82,486       | \$ 155,804 | \$ (87,790)  | \$ 3,729,355      |
| Total expenses, including other income (expense), net                 | 3,113,930                    | 53,421          | 377,055    | (87,790)     | 3,456,616         |
| Segment income (loss)   | 464,925                      | 29,065          | (221,251)  | —            | 272,739           |
| Gain on sale of assets and insurance recoveries from real estate, net |                              |                 |            |              | 23                |
| <b>Income before provision for income taxes</b>                       |                              |                 |            |              | <b>\$ 272,762</b> |

|   | Year Ended December 31, 2022 |                 |            |              |                   |
|---|------------------------------|-----------------|------------|--------------|-------------------|
|   | Skilled Services             | Standard Bearer | All Other  | Eliminations | Consolidated      |
| Total revenue   | \$ 2,906,215                 | \$ 72,937       | \$ 122,610 | \$ (76,294)  | \$ 3,025,468      |
| Total expenses, including other income (expense), net                 | 2,497,483                    | 45,066          | 273,391    | (76,294)     | 2,739,646         |
| Segment income (loss)   | 408,732                      | 27,871          | (150,781)  | —            | 285,822           |
| Gain on sale of assets and insurance recoveries from real estate, net |                              |                 |            |              | 3,267             |
| <b>Income before provision for income taxes</b>                       |                              |                 |            |              | <b>\$ 289,089</b> |

Our total revenue increased \$703.9 million, or 23.3%, compared to the year ended December 31, 2022. The increase in revenue was primarily driven by an increase in occupancy of 3.2% from our skilled services Same Facilities and Transitioning Facilities coupled with increasing daily revenue rates and the impact of acquisitions. Specifically, our skilled services Recently Acquired Facilities increased total revenue by \$450.0 million, when compared to the same period in 2022, with 52.0% of these operations being acquired in 2023. We believe this demonstrates our ability to increase our market share through strategic acquisitions of operations that have higher skilled mix and higher occupancy than our typical acquisitions. These increases are offset by a decrease in state relief revenue of \$17.1 million as the end of the PHE created a gradual phase down of the temporary increase in FMAP funding. All state relief revenue is included in Medicaid revenue.

### Skilled Services Segment

#### Revenue

The following table presents the skilled services revenue and key performance metrics by category during the year ended December 31, 2023 and 2022:

|   | Year Ended December 31,        |              |               |                 |
|---|--------------------------------|--------------|---------------|-----------------|
|   | 2023                           | 2022         | Change        | % Change        |
| <b>TOTAL FACILITY RESULTS:</b>                  | <i>(Dollars in thousands)</i>  |              |               |                 |
| Skilled services revenue                        | \$ 3,578,855                   | 2,906,215    | \$ 672,640    | 23.1 %          |
| Number of facilities at period end              | 259                            | 234          | 25            | 10.7 %          |
| Number of campuses at period end <sup>(1)</sup> | 27                             | 26           | 1             | 3.8 %           |
| Actual patient days                             | 8,590,995                      | 7,243,781    | 1,347,214     | 18.6 %          |
| Occupancy percentage — Operational beds         | 78.5 %                         | 75.3 %       |               | 3.2 %           |
| Skilled mix by nursing days                     | 30.4 %                         | 31.8 %       |               | (1.4)%          |
| Skilled mix by nursing revenue                  | 50.2 %                         | 52.0 %       |               | (1.8)%          |
|   | <b>Year Ended December 31,</b> |              |               |                 |
|   | <b>2023</b>                    | <b>2022</b>  | <b>Change</b> | <b>% Change</b> |
| <b>SAME FACILITY RESULTS:<sup>(2)</sup></b>     | <i>(Dollars in thousands)</i>  |              |               |                 |
| Skilled services revenue                        | \$ 2,771,633                   | \$ 2,569,807 | \$ 201,826    | 7.9 %           |
| Number of facilities at period end              | 189                            | 189          | —             | — %             |
| Number of campuses at period end <sup>(1)</sup> | 24                             | 24           | —             | — %             |
| Actual patient days                             | 6,563,672                      | 6,299,331    | 264,341       | 4.2 %           |
| Occupancy percentage — Operational beds         | 79.2 %                         | 76.0 %       |               | 3.2 %           |
| Skilled mix by nursing days                     | 31.9 %                         | 33.0 %       |               | (1.1)%          |
| Skilled mix by nursing revenue                  | 51.4 %                         | 53.3 %       |               | (1.9)%          |

|  | Year Ended December 31,       |            |           |          |
|--|-------------------------------|------------|-----------|----------|
|  | 2023                          | 2022       | Change    | % Change |
| <b>TRANSITIONING FACILITY RESULTS:<sup>(3)</sup></b> | <i>(Dollars in thousands)</i> |            |           |          |
| Skilled services revenue                             | \$ 251,872                    | \$ 231,100 | \$ 20,772 | 9.0 %    |
| Number of facilities at period end                   | 22                            | 22         | —         | — %      |
| Number of campuses at period end <sup>(1)</sup>      | 1                             | 1          | —         | — %      |
| Actual patient days                                  | 655,659                       | 625,085    | 30,574    | 4.9 %    |
| Occupancy percentage — Operational beds              | 76.1 %                        | 72.9 %     |           | 3.2 %    |
| Skilled mix by nursing days                          | 21.4 %                        | 23.1 %     |           | (1.7)%   |
| Skilled mix by nursing revenue                       | 38.5 %                        | 41.4 %     |           | (2.9)%   |

|  | Year Ended December 31,       |            |            |          |
|--|-------------------------------|------------|------------|----------|
|  | 2023                          | 2022       | Change     | % Change |
| <b>RECENTLY ACQUIRED FACILITY RESULTS:<sup>(4)</sup></b> | <i>(Dollars in thousands)</i> |            |            |          |
| Skilled services revenue                                 | \$ 555,350                    | \$ 105,308 | \$ 450,042 | NM       |
| Number of facilities at period end                       | 48                            | 23         | 25         | NM       |
| Number of campuses at period end <sup>(1)</sup>          | 2                             | 1          | 1          | NM       |
| Actual patient days                                      | 1,371,664                     | 319,365    | 1,052,299  | NM       |
| Occupancy percentage — Operational beds                  | 76.8 %                        | 67.9 %     |            | NM       |
| Skilled mix by nursing days                              | 27.5 %                        | 24.3 %     |            | NM       |
| Skilled mix by nursing revenue                           | 49.3 %                        | 42.8 %     |            | NM       |

(1) Campus represents a facility that offers both skilled nursing and senior living services. Revenue and expenses related to skilled nursing and senior living services have been allocated and recorded in the respective operating segment.

(2) Same Facility results represent all facilities purchased prior to January 1, 2020.

(3) Transitioning Facility results represent all facilities purchased from January 1, 2020 to December 31, 2021.

(4) Recently Acquired Facility (Acquisitions) results represent all facilities purchased on or subsequent to January 1, 2022.

Skilled services revenue increased \$672.6 million, or 23.1%, compared to the year ended December 31, 2022. The increases in skilled services revenue were across all payer types including increases in Medicaid revenue of \$315.9 million, or 23.2%, Medicare revenue of \$153.6 million, or 18.5%, managed care revenue of \$140.4 million, or 26.7% and private revenue of \$62.7 million, or 33.1%.

The increase in skilled services revenue was driven by strong performance across our existing skilled services operations as our census continued to recover in 2023, as well as the favorable impact of skilled census from our recent acquisitions. Our consolidated occupancy increased by 3.2% during the year ended December 31, 2023 compared to the same period in 2022.

Revenue in our Same Facilities increased \$201.8 million, or 7.9%, compared to the same period in 2022, due to increases in occupancy from both skilled and long-term care patients and revenue per patient day. Our diligent efforts to strengthen our partnerships with various managed care organizations, hospitals and the local communities we operate in, increased our managed care revenue by 14.8%, mainly due to increases in managed care days of 7.2% and revenue per patient day of 5.3%. We continued to see a shift in our patient population from Medicare to managed care as Medicare Advantage enrollment accounts for a larger portion of the overall population. In addition, Medicaid revenue increased by \$116.7 million or 9.9%, mainly from the increases in Medicaid days and revenue per patient day.

Revenue generated by our Transitioning Facilities increased \$20.8 million, or 9.0%, primarily due to improved occupancy growth and an increase in revenue per patient day. Our Medicaid revenue increased by 10.9%, Managed Care revenue increased by 12.3% and private revenue increased by 18.1%, demonstrating our ability to focus on increasing occupancy across payer types.

Skilled services revenue generated by Recently Acquired Facilities increased by approximately \$450.0 million compared to the year ended December 31, 2022. The increases were primarily due to 26 operational expansions in 2023 as well as the full year impact of the 24 operational expansions in 2022.

In the future, if we acquire additional turnaround or start-up operations, we typically expect to see lower occupancy rates and skilled mix and these metrics are expected to vary from period to period based upon the maturity of the facilities within our portfolio. Historically, we have generally experienced lower occupancy rates and lower skilled mix at Recently Acquired Facilities and therefore, we anticipate generally lower overall occupancy during years of growth. Included in our metrics for Recently Acquired Facilities are 17 facilities we acquired that are mature and have higher occupancy rates, higher skilled mix days and higher skilled mix revenue than our typical acquisitions.

The following table reflects the change in skilled nursing average daily revenue rates by payor source, excluding services that are not covered by the daily rate (1):

|  | Year Ended December 31, |           |               |           |              |           |           |           |
|--|-------------------------|-----------|---------------|-----------|--------------|-----------|-----------|-----------|
|  | Same Facility           |           | Transitioning |           | Acquisitions |           | Total     |           |
|  | 2023                    | 2022      | 2023          | 2022      | 2023         | 2022      | 2023      | 2022      |
| <b>SKILLED NURSING AVERAGE DAILY REVENUE RATES</b> |                         |           |               |           |              |           |           |           |
| Medicare   | \$ 722.96               | \$ 694.63 | \$ 696.37     | \$ 668.05 | \$ 788.00    | \$ 652.15 | \$ 733.47 | \$ 691.25 |
| Managed care                                       | 537.29                  | 510.18    | 536.93        | 501.73    | 555.55       | 455.19    | 539.25    | 508.53    |
| Other skilled                                      | 598.35                  | 576.46    | 529.08        | 530.18    | 441.89       | 429.84    | 575.34    | 563.56    |
| Total skilled revenue                              | 617.55                  | 598.14    | 615.58        | 593.66    | 660.87       | 521.24    | 623.70    | 595.26    |
| Medicaid   | 275.82                  | 259.89    | 270.67        | 254.08    | 256.51       | 227.21    | 272.14    | 257.67    |
| Private and other payors                           | 263.81                  | 250.80    | 253.15        | 248.63    | 263.71       | 199.34    | 262.93    | 248.54    |
| Total skilled nursing revenue                      | \$ 383.56               | \$ 370.57 | \$ 342.57     | \$ 332.09 | \$ 368.46    | \$ 296.15 | \$ 378.02 | \$ 363.97 |

(1) These rates exclude state relief funding and include sequestration reversal of 1% for the second quarter in 2022 and 2% for the first quarter of 2022.

Our Medicare daily rates at Same Facilities and Transitioning Facilities increased by 4.1% and 4.2%, respectively, compared to the year ended December 31, 2022. The increase is attributable to the 2.7% and 4.0% net market basket increase that became effective in October 2022 and October 2023, respectively, offset by the phased reinstatement of the sequestration. During the year ended December 31, 2022, Medicare daily rates included three months of sequestration suspension of 1%, three months of sequestration suspension of 2% and six months of no sequestration suspension.

Our average Medicaid rates increased 5.6% due to state reimbursement increases and our participation in supplemental Medicaid payment programs and quality improvement programs in various states. Medicaid rates exclude the amount of state relief revenue we recorded.

**Payor Sources as a Percentage of Skilled Nursing Services** — We use our skilled mix as a measure of the quality of reimbursements we receive at our independent skilled nursing facilities over various periods.

The following tables set forth our percentage of skilled nursing patient revenue and days by payor source:

|  | Year Ended December 31, |                |                |                |                |                |                |                |
|--|-------------------------|----------------|----------------|----------------|----------------|----------------|----------------|----------------|
|  | Same Facility           |                | Transitioning  |                | Acquisitions   |                | Total          |                |
|  | 2023                    | 2022           | 2023           | 2022           | 2023           | 2022           | 2023           | 2022           |
| <b>PERCENTAGE OF SKILLED NURSING REVENUE</b> |                         |                |                |                |                |                |                |                |
| Medicare                                     | 22.5 %                  | 26.0 %         | 21.8 %         | 24.9 %         | 31.0 %         | 20.4 %         | 23.8 %         | 25.7 %         |
| Managed care                                 | 20.1                    | 19.2           | 12.6           | 12.6           | 13.3           | 9.9            | 18.5           | 18.3           |
| Other skilled                                | 8.8                     | 8.1            | 4.1            | 3.9            | 5.0            | 12.5           | 7.9            | 8.0            |
| <b>Skilled mix</b>                           | <b>51.4</b>             | <b>53.3</b>    | <b>38.5</b>    | <b>41.4</b>    | <b>49.3</b>    | <b>42.8</b>    | <b>50.2</b>    | <b>52.0</b>    |
| Private and other payors                     | 7.5                     | 7.0            | 8.6            | 8.1            | 8.0            | 6.4            | 7.6            | 7.0            |
| Medicaid                                     | 41.1                    | 39.7           | 52.9           | 50.5           | 42.7           | 50.8           | 42.2           | 41.0           |
| <b>TOTAL SKILLED NURSING</b>                 | <b>100.0 %</b>          | <b>100.0 %</b> | <b>100.0 %</b> | <b>100.0 %</b> | <b>100.0 %</b> | <b>100.0 %</b> | <b>100.0 %</b> | <b>100.0 %</b> |



|   | Year Ended December 31, |                |                |                |                |                |                |                |
|---|-------------------------|----------------|----------------|----------------|----------------|----------------|----------------|----------------|
|   | Same Facility           |                | Transitioning  |                | Acquisitions   |                | Total          |                |
|   | 2023                    | 2022           | 2023           | 2022           | 2023           | 2022           | 2023           | 2022           |
| <b>PERCENTAGE OF SKILLED NURSING DAYS</b> |                         |                |                |                |                |                |                |                |
| Medicare                                  | 11.9 %                  | 13.9 %         | 10.7 %         | 12.4 %         | 14.5 %         | 9.3 %          | 12.3 %         | 13.5 %         |
| Managed care                              | 14.4                    | 14.0           | 8.0            | 8.3            | 8.8            | 6.4            | 13.0           | 13.1           |
| Other skilled                             | 5.6                     | 5.1            | 2.7            | 2.4            | 4.2            | 8.6            | 5.1            | 5.2            |
| <b>Skilled mix</b>                        | <b>31.9</b>             | <b>33.0</b>    | <b>21.4</b>    | <b>23.1</b>    | <b>27.5</b>    | <b>24.3</b>    | <b>30.4</b>    | <b>31.8</b>    |
| Private and other payors                  | 11.0                    | 10.4           | 11.7           | 10.8           | 11.1           | 9.5            | 11.0           | 10.3           |
| Medicaid                                  | 57.1                    | 56.6           | 66.9           | 66.1           | 61.4           | 66.2           | 58.6           | 57.9           |
| <b>TOTAL SKILLED NURSING</b>              | <b>100.0 %</b>          | <b>100.0 %</b> | <b>100.0 %</b> | <b>100.0 %</b> | <b>100.0 %</b> | <b>100.0 %</b> | <b>100.0 %</b> | <b>100.0 %</b> |

### Cost of Services

The following table sets forth total cost of services for our skilled services segment for the periods indicated (dollars in thousands):

|                    | Year Ended December 31, |              | Change     |        |
|--------------------|-------------------------|--------------|------------|--------|
|                    | 2023                    | 2022         | \$         | %      |
| Cost of service    | \$ 2,832,012            | \$ 2,267,691 | \$ 564,321 | 24.9 % |
| Revenue percentage | 79.1 %                  | 78.0 %       |            | 1.1 %  |

Cost of services related to our skilled services segment increased by \$564.3 million, or 24.9% from prior year. Cost of services as a percentage of revenue increased to 79.1% from 78.0%, due to increased costs related to general and professional liabilities reserves and wage expenses as a result of the labor environment. In addition, included in cost of services during the year ended December 31, 2023 is the expense related to the deferred compensation investment program of \$2.4 million compared to a gain of \$2.6 million during the year ended December 31, 2022.

### Standard Bearer

|   | Year Ended December 31, |                  | Change          |               |
|---|-------------------------|------------------|-----------------|---------------|
|   | 2023                    | 2022             | \$              | %             |
| <i>(Dollars in thousands)</i>                                   |                         |                  |                 |               |
| Rental revenue generated from third-party tenants               | \$ 15,774               | \$ 14,970        | \$ 804          | 5.4 %         |
| Rental revenue generated from Ensign's independent subsidiaries | 66,712                  | 57,967           | 8,745           | 15.1          |
| <b>TOTAL RENTAL REVENUE</b>                                     | <b>\$ 82,486</b>        | <b>\$ 72,937</b> | <b>\$ 9,549</b> | <b>13.1 %</b> |
| Segment income  | 29,065                  | 27,871           | 1,194           | 4.3           |
| Depreciation and amortization                                   | 25,205                  | 21,613           | 3,592           | 16.6          |
| <b>FFO</b>  | <b>\$ 54,270</b>        | <b>\$ 49,484</b> | <b>\$ 4,786</b> | <b>9.7 %</b>  |

**Rental revenue** — Our rental revenue, including revenue generated from our independent subsidiaries, increased by \$9.5 million, or 13.1%, to \$82.5 million, compared to the year ended December 31, 2022. The increase in revenue is primarily attributable to five real estate purchases as well as annual rent increases since the year ended December 31, 2022.

**FFO** — Our FFO increased by \$4.8 million, or 9.7%, to \$54.3 million, compared to the year ended December 31, 2022. The increase in rental revenue of \$9.5 million is offset by increases in interest expense of \$4.3 million associated with the intercompany debt arrangements between Standard Bearer and us, as we continue to grow our real estate portfolio.

## All Other Revenue

Our other revenue increased by \$33.2 million, or 27.1%, to \$155.8 million, compared to the year ended December 31, 2022. Other revenue for 2023 includes senior living revenue of \$76.4 million, revenue from other ancillary services of \$68.3 million and rental income of \$11.1 million. The increase in other revenue is primarily attributable to our other ancillary services as well as senior living operations' occupancy starting to rebound from COVID-19.

## Consolidated Financial Expenses

**Rent-cost of services** — Our rent-cost of services as a percentage of total revenue increased by 0.2% to 5.3%, primarily due to lease obligations acquired as part of our 22 operational expansions with long-term leases since the year ended December 31, 2022.

**General and administrative expense** — General and administrative expense increased \$104.2 million or 65.6%, to \$263.0 million. General and administrative expense as a percentage of revenue increased by 1.9% to 7.1%. This increase was primarily due to increases in litigation expense related to specific proceedings that are outside the ordinary course of business, system implementation costs, bonuses due to enhanced performance and headcount due to acquisition activity. Excluding the litigation expense, general and administrative expense as a percentage of revenue increased by 0.2% to 5.4%.

**Depreciation and amortization** — Depreciation and amortization expense increased \$10.0 million, or 16.1%, to \$72.4 million. This increase was primarily related to the additional depreciation and amortization incurred as a result of our newly acquired operations and capital expenditures. Depreciation and amortization decreased 0.2%, to 1.9%, as a percentage of revenue.

**Other income (expense), net** — Other income (expense), net as a percentage of revenue increased by 0.8%. Other income primarily includes interest income from our investments offset by interest expense related to our debt. Additionally, our deferred investment program may incur gains or losses depending on market performance. During the year ended December 31, 2023, the deferred compensation investment program had a gain of \$4.6 million. During the year ended December 31, 2022, the deferred compensation investment program had a loss of \$4.2 million. The offsetting expenses or reduction in expenses are allocated between cost of services and general and administrative expenses.

**Provision for income taxes** — Our effective tax rate was 23.1% for the year ended December 31, 2023, compared to 22.3% for the same period in 2022. The effective tax rate for both periods is driven by the impact of excess tax benefits from stock-based compensation, partially offset by non-deductible expenses, including non-deductible compensation. See Note 14, *Income Taxes*, in the Financial Statements for further discussion.

## Liquidity and Capital Resources

Our primary sources of liquidity have historically been derived from our cash flows from operations and long-term debt secured by our real property and our Credit Facility. Our liquidity as of December 31, 2023 is impacted by cash generated from strong operational performance and increased acquisition and share repurchase activities.

Historically, we have primarily financed the majority of our acquisitions through mortgages on our properties, our Credit Facility and cash generated from operations. Cash paid to fund acquisitions was \$69.0 million and \$101.1 million for the year ended December 31, 2023 and 2022, respectively. Total capital expenditures for property and equipment were \$106.2 million and \$87.5 million for the year ended December 31, 2023 and 2022, respectively. We currently have approximately \$110.0 million budgeted for renovation projects in 2024. We believe our current cash balances, our cash flow from operations and the amounts available for borrowing under our Credit Facility will be sufficient to cover our operating needs for at least the next 12 months.

We may, in the future, seek to raise additional capital to fund growth, capital renovations, operations and other business activities, but such additional capital may not be available on acceptable terms, on a timely basis, or at all.

Our cash and cash equivalents as of December 31, 2023 consisted of bank term deposits, money market funds and U.S. Treasury bill related investments. In addition, as of December 31, 2023, we held investments of approximately \$109.9 million. We believe our investments that were in an unrealized loss position as of December 31, 2023 do not require an allowance for expected credit losses, nor has any event occurred subsequent to that date that would indicate so.

As mentioned above, our primary source of cash is from our ongoing operations. Our positive cash flows have supported our business and have allowed us to pay regular dividends to our stockholders. We currently anticipate that existing cash and total investments as of December 31, 2023, along with projected operating cash flows and available financing, will support our normal business operations for the foreseeable future.

On August 29, 2023, the Board of Directors approved a stock repurchase program pursuant to which we may repurchase up to \$20.0 million of our common stock under the program for a period of approximately 12 months from September 1, 2023. Under this program, we are authorized to repurchase our issued and outstanding common shares from time to time in open-market and privately negotiated transactions and block trades in accordance with federal securities laws. The share repurchase program does not obligate us to acquire any specific number of shares. We did not purchase any shares pursuant to this stock repurchase program during the year ended December 31, 2023.

On July 28, 2022, the Board of Directors approved a stock repurchase program pursuant to which we may repurchase up to \$20.0 million of our common stock under the program for a period of approximately 12 months from August 2, 2022. Under this program, we were authorized to repurchase our issued and outstanding common shares from time to time in open-market and privately negotiated transactions and block trades in accordance with federal securities laws. The share repurchase program did not obligate us to acquire any specific number of shares. The stock repurchase program expired on August 2, 2023 and is no longer in effect. The Company did not purchase any shares pursuant to this stock repurchase program.

The following table presents selected data from our consolidated statement of cash flows for the periods presented:

|   | Year Ended December 31, |                   |
|---|-------------------------|-------------------|
|   | 2023                    | 2022              |
| <b>NET CASH PROVIDED BY/(USED IN):</b>            | <i>(In thousands)</i>   |                   |
| Operating activities                              | \$ 376,666              | \$ 272,513        |
| Investing activities                              | (182,698)               | (186,182)         |
| Financing activities                              | (612)                   | (32,262)          |
| <b>Net increase in cash and cash equivalents</b>  | <b>193,356</b>          | <b>54,069</b>     |
| Cash and cash equivalents beginning of period     | 316,270                 | 262,201           |
| <b>Cash and cash equivalents at end of period</b> | <b>\$ 509,626</b>       | <b>\$ 316,270</b> |

### Operating Activities

Cash provided by operating activities is net income adjusted for certain non-cash items and changes in operating assets and liabilities.

The \$104.2 million increase in cash provided by operating activities for the year ended December 31, 2023 compared to the same period in 2022 was due to cash generated from improved results at our local operations as well as \$24.2 million that was paid for deferred social security taxes in 2022, which did not occur in 2023.

### Investing Activities

Investing cash flows consist primarily of capital expenditures, investment activities, insurance proceeds and cash used for acquisitions.

The \$3.5 million decrease in cash used in investing activities for the year ended December 31, 2023 compared to the same period in 2022 was primarily due to a decrease in cash used for operational expansions of \$32.1 million, offset by an increase in cash used for capital expenditures of \$18.6 million, an increase in investments of \$3.1 million and a decrease of cash proceeds from the sale of fixed assets and insurance proceeds of \$7.7 million.

### Financing Activities

Financing cash flows consist primarily of payment of dividends to stockholders, issuance and repayment of short-term and long-term debt, payment for share repurchases and sale of subsidiary shares.

The \$31.7 million decrease in cash used in financing activities for the year ended December 31, 2023 compared to the same period in 2022, was primarily due to \$29.9 million of share repurchases as part of our stock repurchase program in 2022.

A discussion of our cash flows for the year ended December 31, 2021 is included in Part II, Item 7, Management's Discussion and Analysis of Financial Condition and Results of Operations - Liquidity and Capital Resources, included in our Annual Report on Form 10-K for the year ended December 31, 2022 filed with the Securities and Exchange Commission on February 2, 2023.

### Material cash requirements from known contractual and other obligations

Total long-term debt obligations outstanding as of the end of each fiscal year were as follows:

|                                    | December 31,      |                   |                   |                   |                   |
|------------------------------------|-------------------|-------------------|-------------------|-------------------|-------------------|
|                                    | 2023              | 2022              | 2021              | 2020              | 2019              |
|                                    | (In thousands)    |                   |                   |                   |                   |
| Credit facilities and term loans   | \$ —              | \$ —              | \$ —              | \$ —              | \$ 210,000        |
| Mortgage loans and promissory note | 152,388           | 156,271           | 159,967           | 117,806           | 120,350           |
| <b>TOTAL</b>                       | <b>\$ 152,388</b> | <b>\$ 156,271</b> | <b>\$ 159,967</b> | <b>\$ 117,806</b> | <b>\$ 330,350</b> |

Significant contractual obligations as of December 31, 2023 were as follows, including the future periods in which payments are expected:

|                                     | 2024              | 2025              | 2026              | 2027              | 2028              | Thereafter          | Total               |
|-------------------------------------|-------------------|-------------------|-------------------|-------------------|-------------------|---------------------|---------------------|
|                                     | (In thousands)    |                   |                   |                   |                   |                     |                     |
| Operating lease obligations         | \$ 191,352        | \$ 191,269        | \$ 191,058        | \$ 190,481        | \$ 189,224        | \$ 1,722,259        | \$ 2,675,643        |
| Long-term debt obligations          | 3,950             | 4,086             | 4,227             | 3,897             | 3,779             | 132,449             | 152,388             |
| Interest payments on long-term debt | 4,623             | 4,487             | 4,346             | 4,207             | 4,091             | 54,436              | 76,190              |
| <b>TOTAL</b>                        | <b>\$ 199,925</b> | <b>\$ 199,842</b> | <b>\$ 199,631</b> | <b>\$ 198,585</b> | <b>\$ 197,094</b> | <b>\$ 1,909,144</b> | <b>\$ 2,904,221</b> |

Not included in the table above are our actuarially determined self-insured general and professional malpractice liability, workers' compensation and medical (including prescription drugs) and dental healthcare obligations, which are broken out between current and long-term liabilities in our financial statements included in this Annual Report on Form 10-K.

As part of the proceeding discussed in Item 3. *Legal Proceedings*, the parties agreed to settle the litigation for \$48.0 million, subject to the review and approval of all parties, including the DOJ and other relevant government entities.

### Credit Facility with a Lending Consortium Arranged by Truist

We maintain a revolving credit facility with Truist Securities (Truist) (the Credit Facility) with availability up to \$600.0 million in aggregate principal amount. The maturity date of the Credit Facility is April 8, 2027. Borrowings are supported by a lending consortium arranged by Truist. The interest rates applicable to loans under the Credit Facility are, at our option, equal to either a base rate plus a margin ranging from 0.25% to 1.25% per annum or SOFR plus a margin range from 1.25% to 2.25% per annum, based on the Consolidated Total Net Debt to Consolidated EBITDA ratio (as defined in the Credit Facility). In addition, there is a commitment fee on the unused portion of the commitments that ranges from 0.20% to 0.40% per annum, depending on the Consolidated Total Net Debt to Consolidated EBITDA ratio.

### **Mortgage Loans and Promissory Note**

As of December 31, 2023, 23 of our subsidiaries have mortgage loans insured with HUD for an aggregate amount of \$150.2 million, which subjects these subsidiaries to HUD oversight and periodic inspections. The mortgage loans bear effective interest rates at a range of 3.1% to 4.2%, including fixed interest rates at a range of 2.4% to 3.3% per annum. In addition to the interest rate, we incur other fees for HUD placement, including but not limited to audit fees. Amounts borrowed under the mortgage loans may be prepaid, subject to prepayment fees of the principal balance on the date of prepayment. For the majority of the loans, during the first three years, the prepayment fee is 10.0%, and is reduced by 3.0% in the fourth year of the loan, and reduced by 1.0% per year for years five through ten of the loan. There is no prepayment penalty after year ten. The terms for all the mortgage loans are 25 to 35 years.

In addition to the HUD mortgage loans, one of our subsidiaries has a promissory note that bears a fixed interest rate of 5.3% per annum and has a term of 12 years. The note, which was used for an acquisition, is secured by the real property comprising the facility and the rent, issues and profits thereof, as well as all personal property used in the operation of the facility.

### **Operating Leases**

As of December 31, 2023, 214 of our facilities are under long-term lease arrangements, of which 96 of the operations are under nine triple-net Master Leases and one stand-alone lease with CareTrust REIT, Inc. (CareTrust). The Master Leases consist of multiple leases, each with its own pool of properties, that have varying maturities and diversity in property geography. Under each master lease, our individual subsidiaries that operate those properties are the tenants and CareTrust's individual subsidiaries that own the properties subject to the Master Leases are the landlords. The rent structure under the Master Leases includes a fixed component, subject to annual escalation equal to the lesser of the percentage change in the Consumer Price Index (but not less than zero) or 2.5%. At our option, we can extend the Master Leases for two or three five-year renewal terms beyond the initial term, on the same terms and conditions. If we elect to renew the term of a Master Lease, the renewal will be effective as to all, but not less than all, of the leased property then subject to the Master Lease. Additionally, four of the 97 facilities leased from CareTrust include an option to purchase that we can exercise starting on December 1, 2024.

We also lease certain facilities and our administrative offices under non-cancelable operating leases, most of which have initial lease terms ranging from five to 20 years and is subject to annual escalation equal to the percentage change in the Consumer Price Index with a stated cap percentage. In addition, we lease certain of our equipment under non-cancelable operating leases with initial terms ranging from three to five years. Most of these leases contain renewal options, certain of which involve rent increases.

Eighty of our independent subsidiaries, excluding the subsidiaries that are operated under the Master Leases from CareTrust, are operated under 13 separate master lease arrangements. Under these master leases, a default at a single facility could subject one or more of the other independent subsidiaries covered by the same master lease to the same default risk. Failure to comply with Medicare and Medicaid provider requirements is a default under several of our leases, master lease agreements and debt financing instruments. In addition, other potential defaults related to an individual facility may cause a default of an entire master lease portfolio and could trigger cross-default provisions in our outstanding debt arrangements and other leases. With an indivisible lease, it is difficult to restructure the composition of the portfolio or economic terms of the lease without the consent of the landlord.

### **Inflation**

We have historically derived a substantial portion of our revenue from the Medicare program. We also derive revenue from state Medicaid and similar reimbursement programs. Payments under these programs generally provide for reimbursement levels that are adjusted for inflation annually based upon the state's fiscal year for the Medicaid programs and in each October for the Medicare program. These adjustments may not continue in the future, and even if received, such adjustments may not reflect the actual increase in our costs for providing healthcare services.

Labor, supply expenses and capital expenditures make up a substantial portion of our cost of services. Those expenses can be subject to increase in periods of rising inflation and when labor shortages occur in the marketplace. To date, we have generally been able to implement cost control measures or obtain increases in reimbursement sufficient to offset increases in these expenses. There can be no assurance that we will be able to anticipate fully or otherwise respond to any future inflationary pressures.

**Item 7A. QUANTITATIVE AND QUALITATIVE DISCLOSURES ABOUT MARKET RISK**

**Interest Rate Risk** — We are exposed to risks associated with market changes in interest rates through our borrowing arrangements and investments. In particular, our Credit Facility exposes us to variability in interest payments due to changes in SOFR interest rates. We manage our exposure to this market risk by monitoring available financing alternatives. Our mortgages and promissory note require principal and interest payments through maturity pursuant to amortization schedules.

Our mortgages generally contain provisions that allow us to make repayments earlier than the stated maturity date. In some cases, we are not allowed to make early repayment prior to a cutoff date. Where prepayment is permitted, we are generally allowed to make prepayments only at a premium which is often designed to preserve a stated yield to the note holder. These prepayment rights may afford us opportunities to mitigate the risk of refinancing our debts at maturity at higher rates by refinancing prior to maturity.

We have a Credit Facility with Truist of up to \$600.0 million in aggregate principal amount. We have no outstanding borrowings under our Credit Facility as of December 31, 2023 and through the filing date of this report. In addition, we have outstanding indebtedness under mortgage loans insured with HUD and a promissory note payable to a third party of \$152.4 million, all of which are at fixed interest rates.

Our cash and cash equivalents as of December 31, 2023 consisted of bank term deposits, money market funds and U.S. Treasury bill related investments. In addition, as of December 31, 2023, we held investments of approximately \$109.9 million. We believe our investments that were in an unrealized loss position as of December 31, 2023 do not require an allowance for expected credit losses, nor has any event occurred subsequent to that date that would indicate so. Our market risk exposure is interest income sensitivity, which is affected by changes in the general level of U.S. interest rates. The primary objective of our investment activities is to preserve principal, while at the same time maximizing the income we receive from our investments without significantly increasing risk. Due to the low risk profile of our investment portfolio, an immediate 10.0% change in interest rates would not have a material effect on the fair market value of our portfolio. Accordingly, we would not expect our operating results or cash flows to be affected to any significant degree by the effect of a sudden change in market interest rates on our securities portfolio.

The above only incorporates those exposures that exist as of December 31, 2023 and does not consider those exposures or positions which could arise after that date. If we diversify our investment portfolio into securities and other investment alternatives, we may face increased risk and exposures as a result of interest risk and the securities markets in general.

**Item 8. FINANCIAL STATEMENTS AND SUPPLEMENTARY DATA**

**THE ENSIGN GROUP, INC.  
INDEX TO CONSOLIDATED FINANCIAL STATEMENTS  
AND FINANCIAL STATEMENT SCHEDULE**

|   |    |
|---|----|
| Report of Independent Registered Public Accounting Firm   | 92 |
| Consolidated Financial Statements:  |    |
| Consolidated Balance Sheets as of December 31, 2023 and 2022  | 93 |
| Consolidated Statements of Income for the Years Ended December 31, 2023, 2022, and 2021               | 94 |
| Consolidated Statements of Stockholders' Equity for the Years Ended December 31, 2023, 2022, and 2021 | 95 |
| Consolidated Statements of Cash Flows for the Years Ended December 31, 2023, 2022, and 2021           | 96 |
| Notes to the Consolidated Financial Statements  | 97 |

## REPORT OF INDEPENDENT REGISTERED PUBLIC ACCOUNTING FIRM

To the Stockholders and the Board of Directors of  
The Ensign Group, Inc.  
San Juan Capistrano, California

### Opinion on the Financial Statements

We have audited the accompanying consolidated balance sheets of The Ensign Group Inc. and subsidiaries (the "Company") as of December 31, 2023, and 2022, the related consolidated statements of income, stockholders' equity, and cash flows, for each of the three years in the period ended December 31, 2023, and the related notes (collectively referred to as the "financial statements"). In our opinion, the financial statements present fairly, in all material respects, the financial position of the Company as of December 31, 2023, and 2022, and the results of its operations and its cash flows for each of the three years in the period ended December 31, 2023, in conformity with accounting principles generally accepted in the United States of America.

We have also audited, in accordance with the standards of the Public Company Accounting Oversight Board (United States) (PCAOB), the Company's internal control over financial reporting as of December 31, 2023, based on criteria established in Internal Control — Integrated Framework (2013) issued by the Committee of Sponsoring Organizations of the Treadway Commission and our report dated February 1, 2024, expressed an unqualified opinion on the Company's internal control over financial reporting.

### Basis for Opinion

These financial statements are the responsibility of the Company's management. Our responsibility is to express an opinion on the Company's financial statements based on our audits. We are a public accounting firm registered with the PCAOB and are required to be independent with respect to the Company in accordance with the U.S. federal securities laws and the applicable rules and regulations of the Securities and Exchange Commission and the PCAOB.

We conducted our audits in accordance with the standards of the PCAOB. Those standards require that we plan and perform the audit to obtain reasonable assurance about whether the financial statements are free of material misstatement, whether due to error or fraud. Our audits included performing procedures to assess the risks of material misstatement of the financial statements, whether due to error or fraud, and performing procedures that respond to those risks. Such procedures included examining, on a test basis, evidence regarding the amounts and disclosures in the financial statements. Our audits also included evaluating the accounting principles used and significant estimates made by management, as well as evaluating the overall presentation of the financial statements. We believe that our audits provide a reasonable basis for our opinion.

### Critical Audit Matter

The critical audit matter communicated below is a matter arising from the current-period audit of the financial statements that was communicated or required to be communicated to the audit committee and that (1) relates to accounts or disclosures that are material to the financial statements and (2) involved our especially challenging, subjective, or complex judgments. The communication of critical audit matters does not alter in any way our opinion on the financial statements, taken as a whole, and we are not, by communicating the critical audit matter below, providing a separate opinion on the critical audit matter or on the accounts or disclosures to which it relates.

### Self-Insurance Liabilities (General and Professional Liability Claims) - Refer to Notes 2 and 19 to the financial statements

#### Critical Audit Matter Description

The Company's self-insurance liabilities for general and professional liability claims totaled \$117.7 million at December 31, 2023. The Company develops information about the size of the ultimate claims based on historical experience, current industry information, and actuarial analysis.

The determination of reserves for general and professional liability claims is highly subjective. Given the significant judgments in estimating the general and professional liability claims, we have determined this to be a critical audit matter. This required a high degree of auditor judgment and an increased extent of effort when performing audit procedures to evaluate the reasonableness of management estimates of reserves for open claims as well as for claims that are incurred but not reported (IBNR).

#### How the Critical Audit Matter Was Addressed in the Audit

Our audit procedures related to management's judgment regarding the estimation of the reserve for general and professional liability claims included the following, among others:

- We tested the effectiveness of controls over the reserve for general and professional liabilities, including those related to both the determination of reserves for open claims and estimation of the IBNR claims.
- We obtained an understanding of the factors considered and assumptions made by management and its external actuarial specialists in developing the estimate of the general and professional liability reserves, including the sources of data relevant to these factors and assumptions. We tested underlying claims data, including testing the completeness and accuracy of open cases.
- We involved our actuarial specialists to assist in our evaluation of the methodologies applied by management's specialist and to develop an independent range of expected reserves. We compared the recorded reserves to the estimated independent range.
- We performed a retrospective review in which we compared the prior-year recorded amounts for ultimate losses and current liabilities to the subsequent claim emergence.



*/s/ DELOITTE & TOUCHE LLP*

Costa Mesa, California  
February 1, 2024

We have served as the Company's auditor since 1999.

**THE ENSIGN GROUP, INC.**  
**CONSOLIDATED BALANCE SHEETS**  
*(In thousands, except par values)*

|   | December 31,        |                     |
|---|---------------------|---------------------|
|   | 2023                | 2022                |
| <b>ASSETS</b>   |                     |                     |
| Current assets:   |                     |                     |
| Cash and cash equivalents   | \$ 509,626          | \$ 316,270          |
| Accounts receivable—less allowance for doubtful accounts of \$9,348 and \$7,802 at December 31, 2023 and 2022, respectively   | 485,039             | 408,432             |
| Investments—current   | 17,229              | 15,441              |
| Prepaid expenses and other current assets   | 35,036              | 40,982              |
| <b>Total current assets</b>   | <b>1,046,930</b>    | <b>781,125</b>      |
| Property and equipment, net   | 1,090,771           | 992,010             |
| Right-of-use assets   | 1,756,430           | 1,450,995           |
| Insurance subsidiary deposits and investments   | 92,687              | 67,652              |
| Deferred tax assets   | 67,124              | 39,643              |
| Restricted and other assets   | 40,205              | 37,291              |
| Intangible assets, net  | 6,525               | 6,437               |
| Goodwill  | 76,869              | 76,869              |
| <b>TOTAL ASSETS</b>   | <b>\$ 4,177,541</b> | <b>\$ 3,452,022</b> |
| <b>LIABILITIES AND EQUITY</b>   |                     |                     |
| Current liabilities:  |                     |                     |
| Accounts payable  | \$ 92,811           | \$ 77,087           |
| Accrued wages and related liabilities   | 332,568             | 289,810             |
| Lease liabilities—current   | 82,526              | 65,796              |
| Accrued self-insurance liabilities—current  | 54,664              | 48,187              |
| Other accrued liabilities   | 168,228             | 97,309              |
| Current maturities of long-term debt  | 3,950               | 3,883               |
| <b>Total current liabilities</b>  | <b>734,747</b>      | <b>582,072</b>      |
| Long-term debt—less current maturities  | 145,497             | 149,269             |
| Long-term lease liabilities—less current portion  | 1,639,326           | 1,355,113           |
| Accrued self-insurance liabilities—less current portion   | 111,246             | 83,495              |
| Other long-term liabilities   | 49,408              | 33,273              |
| <b>TOTAL LIABILITIES</b>  | <b>\$ 2,680,224</b> | <b>\$ 2,203,222</b> |
| Commitments and contingencies (Notes 15 and 20)   |                     |                     |
| <b>EQUITY</b>   |                     |                     |
| Ensign Group, Inc. stockholders' equity:  |                     |                     |
| Common stock: \$0.001 par value; 150,000, 59,987 and 56,597 shares authorized, shares issued and shares outstanding at December 31, 2023, respectively, and 100,000, 59,029 and 55,661 shares authorized, shares issued and shares outstanding at December 31, 2022, respectively | 60                  | 59                  |
| Additional paid-in capital  | 465,707             | 415,560             |
| Retained earnings   | 1,142,653           | 946,339             |
| Common stock in treasury, at cost, 3,390 and 3,368 shares at December 31, 2023 and 2022, respectively   | (116,555)           | (114,626)           |
| <b>Total Ensign Group, Inc. stockholders' equity</b>  | <b>1,491,865</b>    | <b>1,247,332</b>    |
| Non-controlling interest  | 5,452               | 1,468               |
| <b>Total equity</b>   | <b>\$ 1,497,317</b> | <b>\$ 1,248,800</b> |
| <b>TOTAL LIABILITIES AND EQUITY</b>   | <b>\$ 4,177,541</b> | <b>\$ 3,452,022</b> |

See accompanying notes to consolidated financial statements.

**THE ENSIGN GROUP, INC.**  
CONSOLIDATED STATEMENTS OF INCOME

|   | Year Ended December 31,                      |                     |                     |
|---|--|---------------------|---------------------|
|   | 2023   | 2022                | 2021                |
|   | <i>(In thousands, except per share data)</i> |                     |                     |
| <b>REVENUE</b>  |  |                     |                     |
| Service revenue   | \$ 3,708,071                                 | \$ 3,008,711        | \$ 2,611,476        |
| Rental revenue  | 21,284                                       | 16,757              | 15,985              |
| <b>TOTAL REVENUE</b>  | <b>\$ 3,729,355</b>                          | <b>\$ 3,025,468</b> | <b>\$ 2,627,461</b> |
| Expense:  |  |                     |                     |
| Cost of services  | 2,941,238                                    | 2,354,434           | 2,019,879           |
| Rent—cost of services   | 197,358                                      | 153,049             | 139,371             |
| General and administrative expense                                | 263,005                                      | 158,805             | 151,761             |
| Depreciation and amortization                                     | 72,387                                       | 62,355              | 55,985              |
| <b>TOTAL EXPENSES</b>   | <b>3,473,988</b>                             | <b>2,728,643</b>    | <b>\$ 2,366,996</b> |
| Income from operations  | 255,367                                      | 296,825             | 260,465             |
| Other income (expense):   |  |                     |                     |
| Interest expense  | (8,087)                                      | (8,931)             | (6,849)             |
| Other income  | 25,482                                       | 1,195               | 4,388               |
| <b>Other income (expense), net</b>                                | <b>17,395</b>                                | <b>(7,736)</b>      | <b>\$ (2,461)</b>   |
| Income before provision for income taxes                          | 272,762                                      | 289,089             | 258,004             |
| Provision for income taxes  | 62,912                                       | 64,437              | 60,279              |
| <b>NET INCOME</b>   | <b>209,850</b>                               | <b>224,652</b>      | <b>\$ 197,725</b>   |
| Less:   |  |                     |                     |
| Net income (loss) attributable to noncontrolling interests        | 451  | (29)                | 3,073               |
| <b>Net income attributable to The Ensign Group, Inc.</b>          | <b>\$ 209,399</b>                            | <b>\$ 224,681</b>   | <b>\$ 194,652</b>   |
| <b>NET INCOME PER SHARE ATTRIBUTABLE TO THE ENSIGN GROUP INC.</b> |  |                     |                     |
| Basic   | \$ 3.76                                      | \$ 4.09             | \$ 3.57             |
| Diluted   | \$ 3.65                                      | \$ 3.95             | \$ 3.42             |
| <b>WEIGHTED AVERAGE COMMON SHARES OUTSTANDING</b>                 |  |                     |                     |
| Basic   | 55,708                                       | 54,887              | 54,486              |
| Diluted   | 57,323                                       | 56,871              | 56,925              |

See accompanying notes to consolidated financial statements.

# THE ENSIGN GROUP, INC.

## CONSOLIDATED STATEMENTS OF STOCKHOLDERS' EQUITY

| (In thousands)   | Common Stock  |              | Additional<br>Paid-In Capital | Retained<br>Earnings | Treasury Stock |                     | Non-Controlling<br>Interest | Total               |
|--|---------------|--------------|-------------------------------|----------------------|----------------|---------------------|-----------------------------|---------------------|
|  | Shares        | Amount       |                               |                      | Shares         | Amount              |                             |                     |
| <b>BALANCE - JANUARY 1, 2021</b>   | <b>54,626</b> | <b>\$ 58</b> | <b>\$ 338,177</b>             | <b>\$ 551,055</b>    | <b>2,791</b>   | <b>\$ (71,213)</b>  | <b>\$ 150</b>               | <b>\$ 818,227</b>   |
| Issuance of common stock to employees and directors resulting from the exercise of stock options and grant of stock awards | 516           | —            | 9,180                         | —                    | —              | —                   | —                           | 9,180               |
| Issuance of restricted stock, net of forfeitures   | 201           | —            | 3,725                         | —                    | —              | —                   | —                           | 3,725               |
| Shares of common stock used to satisfy tax withholding obligations   | (21)          | —            | —                             | —                    | 21             | (1,711)             | —                           | (1,711)             |
| Dividends declared (\$0.2125 per share)  | —             | —            | —                             | (11,715)             | —              | —                   | —                           | (11,715)            |
| Employee stock award compensation  | —             | —            | 18,678                        | —                    | —              | —                   | —                           | 18,678              |
| Repurchase of common stock (Note 21)   | (132)         | —            | —                             | —                    | 132            | (10,118)            | —                           | (10,118)            |
| Deconsolidation of an ancillary business   | —             | —            | —                             | —                    | —              | —                   | (1,369)                     | (1,369)             |
| Capital contribution from noncontrolling interest holder   | —             | —            | —                             | —                    | —              | —                   | 2,000                       | 2,000               |
| Net income attributable to noncontrolling interest   | —             | —            | —                             | —                    | —              | —                   | 3,073                       | 3,073               |
| Noncontrolling interest attributable to subsidiary equity plan   | —             | —            | —                             | —                    | —              | —                   | (2,908)                     | (2,908)             |
| Net income attributable to the Ensign Group, Inc.  | —             | —            | —                             | 194,652              | —              | —                   | —                           | 194,652             |
| <b>BALANCE - DECEMBER 31, 2021</b>   | <b>55,190</b> | <b>\$ 58</b> | <b>\$ 369,760</b>             | <b>\$ 733,992</b>    | <b>2,944</b>   | <b>\$ (83,042)</b>  | <b>\$ 946</b>               | <b>\$ 1,021,714</b> |
| Issuance of common stock to employees and directors resulting from the exercise of stock options                           | 688           | 1            | 12,676                        | —                    | —              | —                   | —                           | 12,677              |
| Issuance of restricted stock, net of forfeitures   | 207           | —            | 5,241                         | —                    | —              | —                   | —                           | 5,241               |
| Shares of common stock used to satisfy tax withholding obligations   | (20)          | —            | —                             | —                    | 20             | (1,702)             | —                           | (1,702)             |
| Dividends declared (\$0.2225 per share)  | —             | —            | —                             | (12,334)             | —              | —                   | —                           | (12,334)            |
| Employee stock award compensation  | —             | —            | 22,720                        | —                    | —              | —                   | —                           | 22,720              |
| Repurchase of common stock (Note 21)   | (404)         | —            | —                             | —                    | 404            | (29,882)            | —                           | (29,882)            |
| Acquisition of noncontrolling interest shares  | —             | —            | (1,539)                       | —                    | —              | —                   | 835                         | (704)               |
| Issuance of noncontrolling interests through subsidiary equity plan  | —             | —            | 6,693                         | —                    | —              | —                   | —                           | 6,693               |
| Net loss attributable to noncontrolling interest   | —             | —            | —                             | —                    | —              | —                   | (29)                        | (29)                |
| Noncontrolling interest attributable to subsidiary equity plan   | —             | —            | 9                             | —                    | —              | —                   | (284)                       | (275)               |
| Net income attributable to the Ensign Group, Inc.  | —             | —            | —                             | 224,681              | —              | —                   | —                           | 224,681             |
| <b>BALANCE - DECEMBER 31, 2022</b>   | <b>55,661</b> | <b>\$ 59</b> | <b>\$ 415,560</b>             | <b>\$ 946,339</b>    | <b>3,368</b>   | <b>\$ (114,626)</b> | <b>\$ 1,468</b>             | <b>\$ 1,248,800</b> |
| Issuance of common stock to employees and directors resulting from the exercise of stock options                           | 759           | 1            | 18,368                        | —                    | —              | —                   | —                           | 18,369              |
| Issuance of restricted stock, net of forfeitures   | 199           | —            | 5,068                         | —                    | —              | —                   | —                           | 5,068               |
| Shares of common stock used to satisfy tax withholding obligations   | (22)          | —            | —                             | —                    | 22             | (1,929)             | —                           | (1,929)             |
| Dividends declared (\$0.2325 per share)  | —             | —            | —                             | (13,085)             | —              | —                   | —                           | (13,085)            |
| Employee stock award compensation  | —             | —            | 30,754                        | —                    | —              | —                   | —                           | 30,754              |
| Acquisition of noncontrolling interest shares  | —             | —            | (256)                         | —                    | —              | —                   | —                           | (256)               |
| Net income attributable to noncontrolling interest   | —             | —            | —                             | —                    | —              | —                   | 451                         | 451                 |
| Noncontrolling interest attributable to subsidiary equity plan   | —             | —            | (3,787)                       | —                    | —              | —                   | 3,533                       | (254)               |
| Net income attributable to the Ensign Group, Inc.  | —             | —            | —                             | 209,399              | —              | —                   | —                           | 209,399             |
| <b>BALANCE - DECEMBER 31, 2023</b>   | <b>56,597</b> | <b>\$ 60</b> | <b>\$ 465,707</b>             | <b>\$ 1,142,653</b>  | <b>3,390</b>   | <b>\$ (116,555)</b> | <b>\$ 5,452</b>             | <b>\$ 1,497,317</b> |

See accompanying notes to consolidated financial statements.

**THE ENSIGN GROUP, INC.**  
CONSOLIDATED STATEMENTS OF CASH FLOWS

| (In thousands)   | Year Ended December 31, |                     |                     |
|--|-------------------------|---------------------|---------------------|
|  | 2023                    | 2022                | 2021                |
| <b>Cash flows from operating activities:</b>   |                         |                     |                     |
| Net income   | \$ 209,850              | \$ 224,652          | \$ 197,725          |
| Adjustments to reconcile net income to net cash provided by operating activities:          |                         |                     |                     |
| Depreciation and amortization  | 72,387                  | 62,355              | 55,985              |
| Amortization of deferred financing fees  | 1,067                   | 1,036               | 859                 |
| Non-cash leasing arrangement   | 870                     | 493                 | 485                 |
| Write-off of deferred financing fees   | —                       | 566                 | —                   |
| Deferred income taxes  | (27,481)                | (6,496)             | (724)               |
| Provision for doubtful accounts  | 3,408                   | 2,390               | 2,609               |
| Stock-based compensation   | 30,767                  | 22,720              | 18,678              |
| Cash received from insurance proceeds  | 1,396                   | 1,282               | 2,382               |
| Gain on sale of assets   | (123)                   | (3,467)             | (1,371)             |
| (Gain)/loss on insurance claims, legal matters and asset disposals                         | (1,368)                 | 3,926               | (977)               |
| Litigation   | 48,000                  | —                   | —                   |
| Change in operating assets and liabilities   |                         |                     |                     |
| Accounts receivable  | (79,818)                | (82,426)            | (30,771)            |
| Prepaid income taxes   | 814                     | 809                 | (4,228)             |
| Prepaid expenses and other assets  | 6,993                   | (9,141)             | (4,898)             |
| Deferred employer portion of social security taxes (Note 3)                                | —                       | (24,155)            | (24,154)            |
| Cash surrender value of life insurance policy premiums                                     | (16,072)                | (7,614)             | (10,953)            |
| Deferred compensation liability  | 16,044                  | 7,637               | 11,078              |
| Operating lease obligations  | (6,564)                 | 345                 | (5,814)             |
| Accounts payable   | 15,924                  | 17,870              | 7,117               |
| Accrued wages and related liabilities  | 47,967                  | 38,982              | 47,701              |
| Other accrued liabilities  | 23,828                  | 3,010               | 1,297               |
| Accrued self-insurance liabilities   | 28,827                  | 17,785              | 13,724              |
| Other long-term liabilities  | (50)                    | (46)                | (66)                |
| <b>NET CASH PROVIDED BY OPERATING ACTIVITIES</b>   | <b>\$ 376,666</b>       | <b>\$ 272,513</b>   | <b>\$ 275,684</b>   |
| <b>Cash flows from investing activities:</b>   |                         |                     |                     |
| Purchase of property and equipment   | (106,180)               | (87,545)            | (69,550)            |
| Cash payments for business acquisitions (Note 7)   | —                       | (16,400)            | (6,000)             |
| Cash payments for asset acquisitions (Note 7)  | (67,798)                | (84,736)            | (98,224)            |
| Escrow deposits  | (1,216)                 | —                   | 100                 |
| Cash from insurance proceeds   | 2,029                   | 1,339               | 6,899               |
| Cash proceeds from the sale of assets  | 248                     | 8,630               | 1,854               |
| Deconsolidation of an ancillary business   | —                       | —                   | (1,984)             |
| Cash payments for Medicare and Medicaid licenses   | —                       | —                   | (106)               |
| Purchases of investments   | (29,603)                | (21,975)            | (32,257)            |
| Maturities of investments  | 18,852                  | 14,356              | 27,481              |
| Other restricted assets  | 970                     | 149                 | (2,120)             |
| <b>NET CASH USED IN INVESTING ACTIVITIES</b>   | <b>\$ (182,698)</b>     | <b>\$ (186,182)</b> | <b>\$ (173,907)</b> |
| <b>Cash flows from financing activities:</b>   |                         |                     |                     |
| Proceeds from debt (Note 15)   | 150                     | 411                 | 45,218              |
| Payments on debt (Note 15)   | (4,033)                 | (4,106)             | (3,056)             |
| Issuance of common stock upon exercise of options  | 18,369                  | 12,677              | 9,180               |
| Repurchase of shares of common stock to satisfy tax withholding obligations                | (1,929)                 | (1,702)             | (1,711)             |
| Repurchase of shares of common stock (Note 21)   | —                       | (29,882)            | (10,118)            |
| Dividends paid   | (12,890)                | (12,168)            | (11,548)            |
| Proceeds from sale of subsidiary shares (Note 6)   | —                       | 6,693               | —                   |
| Non-controlling interest distribution  | (4)                     | (284)               | (2,908)             |
| Purchase of non-controlling interest   | (256)                   | (704)               | 2,000               |
| Payments of deferred financing costs   | (19)                    | (3,197)             | (1,172)             |
| Proceeds from CARES Act Provider Relief Fund and Medicare Advance Payment Program (Note 3) | —                       | —                   | 11,637              |
| Repayments of CARES Act Provider Relief Fund and Medicare Advance Payment Program (Note 3) | —                       | —                   | (113,660)           |
| <b>NET CASH USED IN FINANCING ACTIVITIES</b>   | <b>\$ (612)</b>         | <b>\$ (32,262)</b>  | <b>\$ (76,138)</b>  |
| Net increase in cash and cash equivalents  | 193,356                 | 54,069              | 25,639              |
| Cash and cash equivalents beginning of period  | 316,270                 | 262,201             | 236,562             |
| <b>Cash and cash equivalents end of period</b>   | <b>\$ 509,626</b>       | <b>\$ 316,270</b>   | <b>\$ 262,201</b>   |

| (In thousands)   | Year Ended December 31, |      |      |
|--|-------------------------|------|------|
|  | 2023                    | 2022 | 2021 |
| <b>SUPPLEMENTAL DISCLOSURES OF CASH FLOW INFORMATION</b> |                         |      |      |

|   |            |            |            |
|---|------------|------------|------------|
| <b>Cash paid during the period for:</b>   |            |            |            |
| Interest  | \$ 7,025   | \$ 7,604   | \$ 5,690   |
| Income taxes  | \$ 89,730  | \$ 70,055  | \$ 65,547  |
| Lease liabilities   | \$ 196,942 | \$ 151,870 | \$ 138,795 |
| <b>Non-cash financing and investing activity</b>  |            |            |            |
| Accrued capital expenditures  | \$ 4,600   | \$ 4,800   | \$ 3,700   |
| Accrued dividends declared  | \$ 3,396   | \$ 3,201   | \$ 3,035   |
| Right-of-use assets obtained in exchange for new and modified operating lease obligations | \$ 376,550 | \$ 370,753 | \$ 198,593 |

See accompanying notes to consolidated financial statements.

## THE ENSIGN GROUP, INC.

### NOTES TO THE CONSOLIDATED FINANCIAL STATEMENTS (Dollars, shares and options in thousands, except per share data)

#### 1. DESCRIPTION OF BUSINESS

**The Company** — The Ensign Group, Inc. (collectively, Ensign or the Company), is a holding company with no direct operating assets, employees or revenue. The Company's independent subsidiaries provide health care services across the post-acute care continuum and engage in the ownership, acquisition, development and leasing of skilled nursing, senior living and other healthcare-related properties and other ancillary businesses. As of December 31, 2023, the Company's independent subsidiaries operated 297 facilities and other ancillary operations located in Arizona, California, Colorado, Idaho, Iowa, Kansas, Nebraska, Nevada, South Carolina, Texas, Utah, Washington and Wisconsin. Subsequent to December 31, 2023, one of the Company's independent subsidiaries expanded its operations into Tennessee. The Company's independent subsidiaries have a collective capacity of approximately 30,600 operational skilled nursing beds and 3,100 senior living units. As of December 31, 2023, the Company's independent subsidiaries operated 214 facilities under long-term lease arrangements and had options to purchase 11 of those 214 facilities. The Company's real estate portfolio includes 113 owned real estate properties, which includes 83 facilities operated and managed by the Company's independent subsidiaries, 30 operations leased to and operated by third-party operators, and the Service Center (defined below) location. Of those 30 operations, one senior living facility is located on the same real estate property as a skilled nursing facility that an independent subsidiary owns and operates.

Certain of the Company's wholly-owned independent subsidiaries, collectively referred to as the Service Center, provide specific accounting, payroll, human resources, information technology, legal, risk management and other centralized services to the other independent subsidiaries through contractual relationships with such subsidiaries. The Company also has a wholly-owned captive insurance subsidiary that provides some claims-made coverage to the Company's independent subsidiaries for general and professional liabilities, as well as coverage for certain workers' compensation insurance liabilities.

In 2022, the Company formed a captive real estate investment trust (REIT), which owns and manages its real estate business, called Standard Bearer Healthcare REIT, Inc. (Standard Bearer). The REIT structure provides the Company with an efficient vehicle for future acquisitions of properties that could be operated by Ensign's independent subsidiaries or other third parties. Refer to Note 6, *Standard Bearer* for additional information on Standard Bearer.

Each of the Company's independent subsidiaries are operated by wholly-owned subsidiaries that have their own management, employees and assets. References herein to the consolidated "Company" and "its" assets and activities in this Annual Report are not meant to imply, nor should it be construed as meaning that The Ensign Group, Inc. has direct operating assets, employees or revenue, or that any of the subsidiaries, are operated by The Ensign Group, Inc.

#### 2. SUMMARY OF SIGNIFICANT ACCOUNTING POLICIES

**Basis of Presentation** — The accompanying consolidated financial statements (the Financial Statements) have been prepared in accordance with accounting principles generally accepted in the United States (GAAP). The Company is the sole member or stockholder of various consolidated limited liability companies and corporations established to operate various acquired skilled nursing operations, senior living operations and related ancillary services. All intercompany transactions and balances have been eliminated in consolidation. The Company presents noncontrolling interests within the equity section of its consolidated balance sheets and the amount of consolidated net income that is attributable to The Ensign Group, Inc. and the noncontrolling interests in its consolidated statements of income. The Financial Statements include the accounts of all independent subsidiaries controlled by the Company through its ownership of a majority voting interest.

**Reclassifications** — Certain amounts in the prior period financial statements have been reclassified to conform to the presentation of the current period financial statements.

**Estimates and Assumptions** — The preparation of the Financial Statements in conformity with GAAP requires management to make estimates and assumptions that affect the reported amounts of assets and liabilities and disclosure of contingent assets and liabilities at the date of the Financial Statements and the reported amounts of revenue and expenses during the reporting periods. The most significant estimates in the Company's Financial Statements relate to revenue, acquired property and equipment, intangible assets and goodwill, right-of-use assets, impairment of long-lived assets, lease liabilities, general and professional liabilities, workers' compensation and healthcare claims included in accrued self-insurance liabilities and income taxes. Actual results could differ from those estimates.

**Fair Value Considerations** —The Company's financial instruments consist principally of cash and cash equivalents, debt security investments, accounts receivable, insurance subsidiary deposits, deferred compensation investment funds, equity investments, accounts payable and borrowings. The Company believes all of the financial instruments' recorded values approximate fair values because of their nature or respective short durations.

Fair value measurements are based on a three-tier hierarchy that prioritizes the inputs used to measure fair value. These tiers include: Level 1, defined as observable inputs such as quoted market prices in active markets; Level 2, defined as inputs other than quoted prices included within Level 1 that are observable for the asset or liability, either directly or indirectly; and Level 3, defined as unobservable inputs for which little or no market data exists, therefore requiring an entity to develop its own assumptions. See Note 5, *Fair Value Measurements* for additional information.

The Company's non-financial assets, which includes goodwill, intangible assets, property and equipment and right-of-use assets, are not required to be measured at fair value on a recurring basis. However, on a periodic basis, or whenever events or changes in circumstances indicate that their carrying value may not be recoverable, the Company assesses its long-lived assets for impairment. When impairment has occurred, such long-lived assets are written down to fair value.

**Service Revenue Recognition** — The Company recognizes revenue in accordance with Financial Accounting Standards Board (FASB) Accounting Standards Codification (ASC) Topic 606, *Revenue from Contracts with Customers* (ASC 606). The Company's service revenue is derived primarily from providing healthcare services to its patients. Revenue is recognized when services are provided to patients at the amount that reflects the consideration that the Company expects to be entitled from patients and third-party payors, including Medicaid, Medicare and insurers (private and Medicare replacement plans), in exchange for providing patient care. The healthcare services provided pursuant to skilled patient contracts include routine services in exchange for a contractual agreed-upon amount or rate. Routine services are treated as a single performance obligation satisfied over time as services are rendered. As such, patient care services represent a bundle of services that are not capable of being distinct. Additionally, there may be ancillary services that are not included in the daily rates for routine services, but instead are treated as separate performance obligations satisfied at a point in time, if and when those services are rendered.

Revenue recognized from healthcare services are adjusted for estimates of variable consideration to arrive at the transaction price. The Company determines the transaction price based on contractually agreed-upon amounts or rate on a per day basis, adjusted for estimates of variable consideration. The Company uses the expected value method in determining the variable component that should be used to arrive at the transaction price, using contractual agreements and historical reimbursement experience within each payor type. The amount of variable consideration that is included in the transaction price may be constrained and is included in net revenue only to the extent that it is probable that a significant reversal in the amount of the cumulative revenue recognized will not occur in a future period. If actual amounts of consideration ultimately received differ from the Company's estimates, the Company adjusts these estimates, which would affect net revenue in the period such variances become known.

As the Company's contracts with its patients have an original duration of one year or less, the Company uses the practical expedient applicable to its contracts and does not consider the time value of money. Further, because of the short duration of these contracts, the Company has not disclosed the transaction price for the remaining performance obligations as of the end of each reporting period or when the Company expects to recognize this revenue. In addition, the Company has applied the practical expedient provided by FASB ASC Topic 340, *Other Assets and Deferred Costs*, and all incremental customer contract acquisition costs are expensed as they are incurred because the amortization period would have been one year or less.

**Rental Revenue Recognition** — The Company's rental revenues are primarily generated by leasing healthcare-related properties through triple-net lease arrangements, under which the tenant is solely responsible for the costs related to the property. Revenue for operating leases is recognized on a straight-line basis over the lease term when collectability of all minimum lease payments is probable in accordance with FASB ASC Topic 842, *Leases* (ASC 842). The Company has elected the single component practical expedient, which allows a lessor, by class of underlying asset, not to allocate the total consideration to the lease and non-lease components based on their relative stand-alone selling prices where certain criteria are met.

Tenant reimbursements related to property taxes and insurance are neither considered lease nor non-lease components under ASC 842. Lessee payments for taxes and insurance paid directly to a third party, on behalf of the Company, are excluded from variable lease payments and rental revenue in the Company's consolidated statements of income. Otherwise, tenant reimbursements for taxes and insurance that are paid by the Company directly to a third party are classified as additional rental revenue and expense and recognized by the Company on a gross basis.



**Accounts Receivable** — Accounts receivable consist primarily of amounts due from Medicare and Medicaid programs, other government programs, managed care health plans and private payor sources, net of estimates for variable consideration.

**Cash and Cash Equivalents** — Cash and cash equivalents consist of bank term deposits, money market funds and treasury bill related investments with original maturities of three months or less at time of purchase and therefore approximate fair value. The fair value of money market funds is determined based on "Level 1" inputs, which consist of unadjusted quoted prices in active markets that are accessible at the measurement date for identical, unrestricted assets. The Company places its cash and short-term investments with high credit quality financial institutions.

**Insurance Subsidiary Deposits and Investments** — The Company's captive insurance subsidiary cash and cash equivalents, deposits and investments are designated to support long-term insurance subsidiary liabilities and have been classified as short-term and long-term assets based on the timing of expected future payments of the Company's captive insurance liabilities. The majority of these deposits and investments are currently held in AA, A and BBB rated debt security investments and the remainder is held in a bank account with a high credit quality financial institution.

The Company's non-qualified deferred compensation plan (the DCP)'s contracts insuring the lives of certain employees who are eligible to participate in the DCP are held in a rabbi trust. Cash surrender value of the contracts is based on funds that shadow the investment allocations specified by participants in the deferred compensation plan.

When evaluating an investment for its current expected credit losses, the Company reviews factors such as historical experience with defaults, losses, credit ratings, term, market sector and macroeconomic trends, including current conditions and forecasts to the extent they are reasonable and supportable.

**Property and Equipment** — Property and equipment are initially recorded at their historical cost. Repairs and maintenance are expensed as incurred. Depreciation is computed using the straight-line method over the estimated useful lives of the depreciable assets (ranging from three to 59 years). Leasehold improvements are amortized on a straight-line basis over the shorter of their estimated useful lives or the remaining lease term.

**Leases** — The Company leases skilled nursing facilities, senior living facilities and commercial office space. The Company determines if an arrangement is a lease and performs an evaluation to determine whether the lease should be classified as an operating or finance lease at the inception of the lease. As of December 31, 2023, the Company has one financing lease that is not material to the consolidated balance sheet. Rights and obligations of these leases are included as right-of-use assets and current and long-term lease liabilities on the Company's consolidated balance sheets. As the Company's leases do not provide an implicit rate, the Company uses its incremental borrowing rate based on the information available at lease commencement date in determining the present value of future lease payments. The Company utilizes a third-party valuation specialist to assist in estimating the incremental borrowing rate.

The Company records rent expense for operating leases on a straight-line basis over the term of the lease. The lease term used for straight-line rent expense is calculated from the date the Company is given control of the leased premises through the end of the lease term. Renewals are not assumed in the determination of the lease term unless they are deemed to be reasonably assured at the inception of the lease. The lease term used for this evaluation also provides the basis for establishing depreciable lives for buildings subject to lease and leasehold improvements.

The Company's real estate leases generally have initial lease terms of ten years or more and typically include one or more options to renew, with renewal terms that generally extend the lease term for an additional ten to 15 years. Exercise of the renewal options is generally subject to the satisfaction of certain conditions which vary by contract and generally follow payment terms that are consistent with those in place during the initial term. The Company reassesses the renewal option using a "reasonably certain" threshold, which is understood to be a high threshold. For leases where the Company is reasonably certain to exercise its renewal option, the option periods are included within the lease term and, therefore, the measurement of the right-of-use asset and lease liability. The Company's leases generally contain annual escalation clauses that are either fixed or variable in nature, some of which are dependent upon published indices. The Company recognizes lease expense for leases with an initial term of 12 months or less on a straight-line basis over the lease term. These leases are not recorded on the consolidated balance sheets. Certain of the Company's lease agreements include rental payments that are adjusted periodically for inflation. The lease agreements do not contain any material residual value guarantees or material restrictive covenants.

The Company subleases skilled nursing facilities to third-party operators and considers the subleases to be separate contracts as the Company is not relieved of its primary obligation under its operating lease. The rental income from third-parties related to these subleases is presented on a gross basis from the rent expense associated with the Company's lease obligations and is not material to the consolidated statements of income.

**Impairment of Long-Lived Assets** — The Company reviews the carrying value of long-lived assets that are held and used in the Company's independent subsidiaries for impairment whenever events or changes in circumstances indicate that the carrying amount of an asset may not be recoverable. Recoverability of these assets is determined based upon expected undiscounted future net cash flows from the independent subsidiaries to which the assets relate, utilizing management's best estimate, appropriate assumptions and projections at the time. If the carrying value is determined to be unrecoverable from future operating cash flows, the asset is deemed impaired and an impairment loss would be recognized to the extent the carrying value exceeded the estimated fair value of the asset. The Company estimates the fair value of assets based on the estimated future discounted cash flows of the asset. Management has evaluated its long-lived assets and determined there was no impairment during the years ended December 31, 2023, 2022, and 2021.

**Intangible Assets and Goodwill** — Definite-lived intangible assets consist primarily of patient base, facility trade names and customer relationships. Patient base is amortized over a period of four to eight months, depending on the classification of the patients and the level of occupancy in a new acquisition on the acquisition date. Trade names at independent subsidiaries are amortized over 30 years and customer relationships are amortized over a period of up to 20 years.

The Company's indefinite-lived intangible assets consist of trade names and Medicare and Medicaid licenses. The Company tests indefinite-lived intangible assets for impairment on an annual basis or more frequently if events or changes in circumstances indicate that the carrying amount of the intangible asset may not be recoverable.

Goodwill represents the excess of the purchase price over the fair value of identifiable net assets acquired in business combinations. The Company tests goodwill during the fourth quarter of each year or more often if events or circumstances indicate there may be impairment. The Company performs its analysis for each reporting unit that constitutes a business for which discrete financial information is produced and reviewed by operating segment management and provides services that are distinct from the other components of the operating segment, in accordance with the provisions of FASB ASC Topic 350, *Intangibles—Goodwill and Other* (ASC 350). This guidance provides the option to first assess qualitative factors to determine whether it is more likely than not that the fair value of a reporting unit is less than its carrying value. If, based on a review of qualitative factors, it is more likely than not that the fair value of a reporting unit is less than its carrying value, the Company performs a goodwill impairment test by comparing the carrying value of each reporting unit to its respective fair value. The Company determines the estimated fair value of each reporting unit using a discounted cash flow analysis. The fair value of the reporting unit is the implied fair value of goodwill. In the event a reporting unit's carrying value exceeds its fair value, an impairment loss will be recognized. An impairment loss is measured by the difference between the carrying value of the reporting unit and its fair value.

Management has evaluated its goodwill and intangible assets and determined there was no impairment during the years ended December 31, 2023, 2022, and 2021. The Company has recognized cumulative goodwill impairment losses of \$7,410, since inception in 1999.

**Self-Insurance** — The Company is partially self-insured for general and professional liability claims up to a base amount per claim (the self-insured retention) with an aggregate, one-time deductible above this limit. Losses beyond these amounts are insured through third-party policies with coverage limits per claim, per location and on an aggregate basis for the Company. The combined self-insured retention is \$500 per claim, subject to an additional one-time deductible of \$1,250 for the Company's independent subsidiaries in California and a separate, one-time, deductible of \$1,250 for the Company's independent subsidiaries not in California. For all independent subsidiaries, except those located in Colorado, the third-party coverage above these limits is \$1,000 per claim, \$3,000 per operation, with a \$5,000 blanket aggregate limit and an additional state-specific aggregate where required by state law. In Colorado, the third-party coverage above these limits is \$1,000 per claim and \$3,000 per operation, which is independent of the aforementioned blanket aggregate limits that apply outside of Colorado.

Subsequent to December 31, 2023, the self-insured retention is \$750 per claim, subject to an additional one-time deductible of \$1,500 for the Company's independent subsidiaries in California. For the independent subsidiaries not in California, the self-insured retention is \$650 per claim, subject to an additional one-time deductible of \$1,350. For all independent subsidiaries, except those located in Colorado, the third-party coverage above these limits is \$1,000 per claim, \$3,000 per operation, with a \$10,000 blanket aggregate limit and an additional state-specific aggregate where required by state law.

The majority of the self-insured retention and deductible limits for general and professional liabilities and workers' compensation liabilities are self-insured through the captive insurance subsidiary, the related assets and liabilities of which are included in the accompanying consolidated balance sheets. The captive insurance subsidiary is subject to certain statutory requirements as an insurance provider.

The Company's policy is to accrue amounts equal to the actuarial estimated costs to settle open claims of insureds, as well as an estimate of the cost of insured claims that have been incurred but not reported. The Company develops information about the size of the ultimate claims based on historical experience, current industry information and actuarial analysis, and evaluates the estimates for claim loss exposure on a quarterly basis. The Company uses actuarial valuations to estimate the liability based on historical experience and industry information.

The Company's independent subsidiaries are self-insured for workers' compensation liabilities in California. To protect itself against loss exposure in California with this policy, the Company has purchased individual specific excess insurance coverage that insures individual claims that exceed \$625 per occurrence. In Texas, the independent subsidiaries have elected non-subscriber status for workers' compensation claims and the Company has purchased individual stop-loss coverage that insures individual claims that exceed \$750 per occurrence. The Company's independent subsidiaries in all other states, with the exception of Washington, are under a loss sensitive plan that insures individual claims that exceed \$350 per occurrence. In the state of Washington, the Company is self-insured and has purchased individual specific excess insurance coverage that insures individual claims that exceed \$500 per occurrence. For all of the self-insured plans and retention, the Company accrues amounts equal to the estimated costs to settle open claims, as well as an estimate of the cost of claims that have been incurred but not reported. The Company uses actuarial valuations to estimate the liability based on historical experience and industry information.

The Company self-funds medical (including prescription drugs) and dental healthcare benefits to the majority of its employees. The Company is fully liable for all financial and legal aspects of these benefit plans. To protect itself against loss exposure with this policy, the Company has purchased individual stop-loss insurance coverage that insures individual claims that exceed \$525 for each covered person for fiscal years 2023 and 2022, respectively, and \$500 for each covered person for fiscal year 2021.

The Company believes that adequate provision has been made in the Financial Statements for liabilities that may arise out of patient care, workers' compensation, healthcare benefits and related services provided to date. The amount of the Company's reserves was determined based on an estimation process that uses information obtained from both company-specific and industry data. This estimation process requires the Company to continuously monitor and evaluate the life cycle of the claims. Using data obtained from this monitoring and the Company's assumptions about emerging trends, the Company, with the assistance of an independent actuary, develops information about the size of ultimate claims based on the Company's historical experience and other available industry information. The most significant assumptions used in the estimation process include determining the trend in costs, the expected cost of claims incurred but not reported and the expected costs to settle or pay damage awards with respect to unpaid claims. The self-insured liabilities are based upon estimates, and while management believes that the estimates of loss are reasonable, the ultimate liability may be in excess of or less than the recorded amounts. Due to the inherent volatility of actuarially determined loss estimates, it is reasonably possible that the Company could experience changes in estimated losses that could be material to net income. If the Company's actual liabilities exceed its estimates of losses, its future earnings, cash flows and financial condition would be adversely affected.

**Income Taxes** — Deferred tax assets and liabilities are established for temporary differences between the financial reporting basis and the tax basis of the Company's assets and liabilities at tax rates in effect when such temporary differences are expected to reverse. The Company generally expects to fully utilize its deferred tax assets; however, when necessary, the Company records a valuation allowance to reduce its net deferred tax assets to the amount that is more likely than not to be realized.

In determining the need for a valuation allowance or the need for and magnitude of liabilities for uncertain tax positions, the Company makes certain estimates and assumptions. These estimates and assumptions are based on, among other things, knowledge of operations, markets, historical trends and likely future changes and, when appropriate, the opinions of advisors with knowledge and expertise in certain fields. Due to certain risks associated with the Company's estimates and assumptions, actual results could differ.

Standard Bearer elected to be taxed as a REIT, for U.S. federal income tax purposes, commencing with its taxable year ended December 31, 2022. Standard Bearer was organized, has operated and intends to continue to operate in a manner to qualify for taxation as a REIT. In order to qualify as a REIT, Standard Bearer must meet certain organizational and operational requirements, including a requirement to distribute to its shareholders, which in this case is the Company, at least 90% of its annual taxable income. As a REIT, Standard Bearer generally will not be subject to federal income tax to the extent it distributes as qualifying dividends, all of its REIT taxable income to its shareholders. If Standard Bearer fails to qualify as a REIT in any taxable year, it will be subject to federal income tax on its taxable income at regular corporate income tax rates and generally will not be permitted to qualify for treatment as a REIT for federal income tax purposes for the four taxable years following the year during which qualification is lost unless the Internal Revenue Service grants the Company relief under certain statutory provisions.

**Noncontrolling Interest** — The noncontrolling interest in a subsidiary is initially recognized at estimated fair value on the acquisition date and is presented within total equity in the Company's consolidated balance sheets. The Company presents the noncontrolling interest and the amount of consolidated net income attributable to The Ensign Group, Inc. in its consolidated statements of income. Net income per share is calculated based on net income attributable to The Ensign Group, Inc.'s stockholders. The carrying amount of the noncontrolling interest is adjusted based on an allocation of subsidiary earnings based on ownership interest.

**Stock-Based Compensation** — The Company measures and recognizes compensation expense for all stock-based payment awards made to employees and directors including employee stock options based on estimated fair values, ratably over the requisite service period of the award. Net income has been reduced as a result of the recognition of the fair value of all stock options and restricted stock awards issued, the amount of which is based upon the number of grants and other variables.

**Comprehensive Income** — The Company does not have any components of other comprehensive income recorded within its Financial Statements and, therefore, does not separately present a statement of comprehensive income in its Financial Statements.

**Recent Accounting Pronouncements** — Except for rules and interpretive releases of the Securities and Exchange Commission (SEC) under authority of federal securities laws and a limited number of grandfathered standards, the FASB ASC is the sole source of authoritative GAAP literature recognized by the FASB and applicable to the Company. For any new pronouncements announced, the Company considers whether the new pronouncements could alter previous generally accepted accounting principles and determines whether any new or modified principles will have a material impact on the Company's reported financial position or operations in the near term. The applicability of any standard is subject to the formal review of the Company's financial management and certain standards are under consideration.

**Recent Accounting Standards Issued But Not Yet Adopted by the Company** — In October 2023, the FASB issued ASU 2023-06 "*Codification Amendments in Response to the SEC's Disclosure Update and Simplification Initiative*", which amends U.S. GAAP to include 14 disclosure requirements that are currently required under SEC Regulation S-X or Regulation S-K. Each amendment will be effective on the date on which the SEC removes the related disclosure requirement from SEC Regulation S-X or Regulation S-K. The adoption is not expected to have a material impact on the Company's Notes to the Consolidated Financial Statements as these requirements were previously incorporated under the SEC Regulations.

In November 2023, the FASB issued ASU 2023-07 "*Segment Reporting (Topic 280): Improvements to Reportable Segment Disclosures*", which requires the Company to expand the breadth and frequency of segment disclosures to include additional information about significant segment expenses, the chief operating decision maker (CODM) and other items, and also require the annual disclosures on an interim basis. This guidance is effective for annual periods beginning after December 15, 2023, which will be the Company's fiscal year 2024, with early adoption permitted. The Company is currently evaluating the impact of the ASU on its Quarterly and Annual Reports.

In December 2023, the FASB issued ASU 2023-09 "*Income Taxes (Topic 740): Improvements to Income Tax Disclosures*", which requires the Company to disclose disaggregated jurisdictional and categorical information for the tax rate reconciliation, income taxes paid and other income tax related amounts. This guidance is effective for annual periods beginning after December 15, 2024, which will be the Company's fiscal year 2025, with early adoption permitted. The adoption is expected to enhance the Company's Notes to the Consolidated Financial Statements. The Company is currently evaluating the impact of the ASU on its Annual Report.

**3. REVENUE AND ACCOUNTS RECEIVABLE****Disaggregation of Revenue**

The Company disaggregates revenue from contracts with its patients by payors. The Company determines that disaggregating revenue into these categories achieves the disclosure objectives to depict how the nature, amount, timing and uncertainty of revenue and cash flows are affected by economic factors.

**Revenue by Payor**

The Company's revenue is derived primarily from providing healthcare services to patients and is recognized on the date services are provided at amounts billable to individual patients, adjusted for estimates for variable consideration. For patients under reimbursement arrangements with third-party payors, including Medicaid, Medicare and private insurers, revenue is recorded based on contractually agreed-upon amounts or rates, adjusted for estimates for variable consideration, on a per patient, daily basis or as services are performed.

Revenue from the Medicare and Medicaid programs accounted for 72.6%, 73.7% and 73.6% for the years ended December 31, 2023, 2022, and 2021, respectively. Settlements with Medicare and Medicaid payors for retroactive adjustments due to audits and reviews are considered variable consideration and are included in the determination of the estimated transaction price. These settlements are estimated based on the terms of the payment agreement with the payor, correspondence from the payor and the Company's historical settlement activity. Consistent with healthcare industry practices, any changes to these revenue estimates are recorded in the period the change or adjustment becomes known based on the final settlement. The Company recorded adjustments to revenue which were not material to the Company's revenue for the years ended December 31, 2023, 2022, and 2021.

Service revenue for the years ended December 31, 2023, 2022, and 2021 is summarized in the following tables:

|                                    | Year Ended December 31, |                |                     |                |                     |                |
|------------------------------------|-------------------------|----------------|---------------------|----------------|---------------------|----------------|
|                                    | 2023                    |                | 2022                |                | 2021                |                |
|                                    | Revenue                 | % of Revenue   | Revenue             | % of Revenue   | Revenue             | % of Revenue   |
| Medicaid <sup>(1)</sup>            | \$ 1,459,449            | 39.4 %         | \$ 1,183,156        | 39.3 %         | \$ 1,022,460        | 39.2 %         |
| Medicare                           | 985,749                 | 26.6           | 832,160             | 27.7           | 727,103             | 27.8           |
| Medicaid — skilled                 | 245,663                 | 6.6            | 200,878             | 6.7            | 172,770             | 6.6            |
| <b>Total Medicaid and Medicare</b> | <b>2,690,861</b>        | <b>72.6</b>    | <b>2,216,194</b>    | <b>73.7</b>    | <b>1,922,333</b>    | <b>73.6</b>    |
| Managed care                       | 666,129                 | 18.0           | 525,710             | 17.5           | 456,728             | 17.5           |
| Private and other <sup>(2)</sup>   | 351,081                 | 9.4            | 266,807             | 8.8            | 232,415             | 8.9            |
| <b>SERVICE REVENUE</b>             | <b>\$ 3,708,071</b>     | <b>100.0 %</b> | <b>\$ 3,008,711</b> | <b>100.0 %</b> | <b>\$ 2,611,476</b> | <b>100.0 %</b> |

(1) Medicaid payor includes revenue for senior living operations and revenue related to state relief funding.

(2) Private and other payors also includes revenue from senior living operations and all payors generated in other ancillary services.

In addition to the service revenue above, the Company's rental revenue derived from triple-net lease arrangements with third parties is \$21,284, \$16,757 and \$15,985 for the years ended December 31, 2023, 2022, and 2021.

**State relief funding**

The Company received state relief funding through Medicaid programs from various states, including healthcare relief funding under the American Rescue Plan Act (ARPA), increases in the Federal Medical Assistance Percentage (FMAP) under the Families First Coronavirus Response Act (FFCRA) and other state specific relief programs. The funding generally incorporates specific use requirements primarily for direct patient care including labor related expenses that are attributable to the COVID-19 pandemic or are associated with providing patient care.

Revenues from these additional payments are recognized in accordance with ASC 606, subject to variable consideration constraints. In certain operations where the Company received additional payments that exceeded expenses incurred related to specific qualifiers, the Company recorded deferred revenue for the excess amount until additional expenses are incurred for recognition. Accordingly, the amount of state relief revenue recognized is limited to the actual related expenses incurred. As of years ended December 31, 2023 and 2022, the Company had \$486 and \$1,001 in unapplied state relief funds, respectively. During the years ended December 31, 2023, 2022, and 2021, the Company received an additional \$64,238, \$81,057, and \$70,484 in state relief funding and recognized \$64,753, \$81,837, and \$75,231, respectively, as revenue.

#### **Federal relief funding**

In prior years, as part of the Coronavirus Aid, Relief, and Economic Security Act of 2020 (the CARES Act), the Company received cash distributions of relief fund payments (Provider Relief Funds) and funds authorized by U.S. Department of Health and Human Services (HHS) to be used to protect residents of nursing homes and long-term care (LTC) facilities from the impact of COVID-19. During the years ended December 31, 2023 and 2022, the Company did not receive Provider Relief Funds. During the year ended December 31, 2021, the Company received and returned \$11,637 in Provider Relief Funds.

In fiscal year 2020, the Company applied for and received \$105,255 through the Medicare Accelerated and Advance Payment Program under the CARES Act. The purpose of the program is to assist in providing needed liquidity to care delivery providers. The Company repaid \$3,232 of the funds in 2020 and the remaining funds of \$102,023 in March 2021.

The CARES Act also provides for deferred payment of the employer portion of social security taxes through the end of 2020, with approximately 50% of the deferred amount due by December 31, 2021 and the remaining 50% due by December 31, 2022. The Company recorded \$48,309 of deferred payments of social security taxes as a liability during 2020, and paid the first and second half of the payments in the fourth quarters of 2021 and 2022, respectively.

#### **Balance Sheet Impact**

Included in the Company's consolidated balance sheets are contract balances, comprised of billed accounts receivable and unbilled receivables, which are the result of the timing of revenue recognition, billings and cash collections, as well as, contract liabilities, which primarily represent payments the Company receives in advance of services provided. The Company had no material contract liabilities and contract assets as of December 31, 2023 and 2022, or activity during the years ended December 31, 2023, 2022, and 2021.

Accounts receivable as of December 31, 2023 and 2022, is summarized in the following table:

|                                       | December 31,      |                   |
|---------------------------------------|-------------------|-------------------|
|                                       | 2023              | 2022              |
| Medicaid                              | \$ 178,285        | \$ 157,878        |
| Managed care                          | 125,907           | 95,940            |
| Medicare                              | 85,512            | 76,526            |
| Private and other payors              | 104,683           | 85,890            |
|                                       | <b>494,387</b>    | <b>416,234</b>    |
| Less: allowance for doubtful accounts | (9,348)           | (7,802)           |
| <b>ACCOUNTS RECEIVABLE, NET</b>       | <b>\$ 485,039</b> | <b>\$ 408,432</b> |

#### **4. COMPUTATION OF NET INCOME PER COMMON SHARE**

Basic net income per share is computed by dividing income from operations attributable to stockholders of The Ensign Group, Inc. by the weighted average number of outstanding common shares for the period. The computation of diluted net income per share is similar to the computation of basic net income per share, except that the denominator is increased to include the number of additional common shares that would have been outstanding if the dilutive potential common shares had been issued.

A reconciliation of the numerator and denominator used in the calculation of basic net income per common share follows:

## THE ENSIGN GROUP, INC.

## NOTES TO THE CONSOLIDATED FINANCIAL STATEMENTS - (Continued)

|  | Year Ended December 31, |                   |                   |
|--|-------------------------|-------------------|-------------------|
|  | 2023                    | 2022              | 2021              |
| <b>NUMERATOR:</b>  |                         |                   |                   |
| Net income   | \$ 209,850              | \$ 224,652        | \$ 197,725        |
| Less: net income (loss) attributable to noncontrolling interests   | 451                     | (29)              | 3,073             |
| <b>Net income attributable to The Ensign Group, Inc.</b>           | <b>\$ 209,399</b>       | <b>\$ 224,681</b> | <b>\$ 194,652</b> |
| <b>DENOMINATOR:</b>  |                         |                   |                   |
| Weighted average shares outstanding for basic net income per share | 55,708                  | 54,887            | 54,486            |
| <b>Basic net income per common share:</b>                          | <b>\$ 3.76</b>          | <b>\$ 4.09</b>    | <b>\$ 3.57</b>    |

A reconciliation of the numerator and denominator used in the calculation of diluted net income per common share follows:

|  | Year Ended December 31, |                   |                   |
|--|-------------------------|-------------------|-------------------|
|  | 2023                    | 2022              | 2021              |
| <b>NUMERATOR:</b>  |                         |                   |                   |
| Net income   | \$ 209,850              | \$ 224,652        | \$ 197,725        |
| Less: net income (loss) attributable to noncontrolling interests | 451                     | (29)              | 3,073             |
| <b>Net income attributable to The Ensign Group, Inc.</b>         | <b>\$ 209,399</b>       | <b>\$ 224,681</b> | <b>\$ 194,652</b> |
| <b>DENOMINATOR:</b>  |                         |                   |                   |
| Weighted average common shares outstanding                       | 55,708                  | 54,887            | 54,486            |
| Plus: incremental shares from assumed conversion <sup>(1)</sup>  | 1,615                   | 1,984             | 2,439             |
| <b>Adjusted weighted average common shares outstanding</b>       | <b>57,323</b>           | <b>56,871</b>     | <b>56,925</b>     |
| <b>Diluted net income per common share:</b>                      | <b>\$ 3.65</b>          | <b>\$ 3.95</b>    | <b>\$ 3.42</b>    |

(1) Options outstanding which are anti-dilutive and therefore not factored into the weighted average common shares amount above were 1,429, 780 and 198 for the years ended December 31, 2023, 2022 and 2021, respectively.

## 5. FAIR VALUE MEASUREMENTS

The Company's financial assets include the captive insurance subsidiary's deposits and investments designated to support long-term insurance subsidiary liabilities and are carried at amortized cost basis of \$59,530 and \$53,924 as of December 31, 2023 and 2022, respectively. As of December 31, 2023 and 2022, the amortized cost basis of the Company's financial assets included in the captive insurance subsidiary's investments are considered to approximate the fair value of these financial assets and are derived using Level 2 inputs.

Also included are contracts insuring the lives of certain employees who are eligible to participate in non-qualified deferred compensation plans that are held in a rabbi trust. The cash surrender value of these contracts is based on funds that shadow the investment allocations specified by participants in the deferred compensation plan and are held at fair value. As of December 31, 2023, and 2022, the fair value of the investment funds was \$41,216 and \$25,144, respectively, which are derived using Level 2 inputs.

Additionally, the Company has other investments held at historical cost basis, which are not material, where the fair value is derived using Level 3 inputs. The Company believes its amortized cost basis investments that were in an unrealized loss position as of December 31, 2023 and 2022 do not require an allowance for expected credit losses, nor has any event occurred through the filing date of this report that would indicate differently.

## 6. STANDARD BEARER

Standard Bearer's real estate portfolio consists of 108 of the Company's 113 owned real estate properties, of which 79 are operated and managed by the Company's independent subsidiaries and 30 are leased to and operated by third-party operators. Of those 30 operations, one senior living facility is located on the same real estate property as a skilled nursing facility that an independent subsidiary owns and operates. Standard Bearer elected to be taxed as a REIT, for U.S. federal income tax purposes, commencing with its taxable year ended December 31, 2022.

During the year ended December 31, 2023, Standard Bearer acquired the real estate of three stand-alone skilled nursing facilities and two campus operations for an aggregate purchase price of \$65,899. Of these additions, the three skilled nursing facilities and one campus operation acquired are operated by the Company's independent subsidiaries and the other campus operation is leased to a third-party operator. During the year ended December 31, 2022, Standard Bearer acquired the real estate of ten skilled nursing facilities for an aggregate purchase price of \$84,656, three of which were previously operated and managed by the Company's independent subsidiaries. Refer to Note 7, *Operation Expansions*, for additional information.

As part of the formation of Standard Bearer, certain of the Company's independent subsidiaries, Standard Bearer and Standard Bearer's independent real estate subsidiaries entered into several agreements that include leasing, management services and debt arrangements between the operations. All intercompany transactions have been eliminated in consolidation. Refer to Note 8, *Business Segments*, for additional information related to these intercompany eliminations as well as Standard Bearer as a reportable segment.

### *Intercompany master lease agreements*

Certain of the Company's independent subsidiaries and 79 Standard Bearer independent real estate subsidiaries have entered into five triple-net master lease agreements (collectively, the Standard Bearer Master Leases). The lease periods range from 15 to 19 years with three five-year renewal options beyond the initial term, on the same terms and conditions. The rent structure under the Standard Bearer Master Leases includes a fixed component, subject to annual escalation equal to the lesser of (1) the percentage change in the Consumer Price Index (but not less than zero) or (2) 2.5%. In addition to rent, the independent subsidiaries are required to pay the following: (1) all impositions and taxes levied on or with respect to the leased properties; (2) all utilities and other services necessary or appropriate for the leased properties and the business conducted on the leased properties; (3) all insurance required in connection with the leased properties and the business conducted on the leased properties; (4) all facility maintenance and repair costs; and (5) all fees in connection with any licenses or authorizations necessary or appropriate for the leased properties and the business conducted on the leased properties. Rental revenue generated from the Company's independent subsidiaries was \$66,712, \$57,967, and \$44,165 for the years ended December 31, 2023, 2022, and 2021, respectively.

### *Intercompany management agreement*

Standard Bearer has no employees. The Service Center provides personnel and services to Standard Bearer pursuant to the management agreement between Standard Bearer and the Service Center. The management agreement provides for a base management fee that is equal to 5% of total rental revenue and an incentive management fee that is equal to 5% of funds from operations (FFO) and is capped at 1% of total rental revenue, for a total of 6%. Management fee generated between Standard Bearer and the Service Center for the year ended December 31, 2023 and 2022 was \$4,948 and \$4,367, respectively. No management fees were recorded in 2021, which was prior to the formation of Standard Bearer.

### *Intercompany debt arrangements*

Standard Bearer obtains its funding through various sources including operating cash flows, access to debt arrangements and intercompany loans. The intercompany debt arrangements include mortgage loans and the Credit Facility to fund acquisitions and working capital needs. The interest rate under the Credit Facility is a base rate plus a margin ranging from 0.25% to 1.25% per annum or SOFR plus a margin range from 1.25% to 2.25% per annum.

In addition, as the Department of Housing and Urban Development (HUD) mortgage loans and promissory note are entered into by real estate subsidiaries of Standard Bearer, the interest expense incurred from these debts are included in Standard Bearer's segment income. Refer to Note 15, *Debt*, for additional information related to these debts.



**Equity Instrument Denominated in the Shares of a Subsidiary**

As part of the formation of Standard Bearer in January of 2022, the Company established the Standard Bearer Healthcare REIT, Inc. 2022 Omnibus Incentive Plan (Standard Bearer Equity Plan). The Company may grant stock options and restricted stock awards under the Standard Bearer Equity Plan to employees and management of Ensign's independent subsidiaries. These awards generally vest over a period of five years or upon the occurrence of certain prescribed events. The value of the stock options and restricted stock awards is tied to the value of the common stock of Standard Bearer, which is determined based on an independent valuation of Standard Bearer. The awards can be put to Standard Bearer at various prescribed dates, which in no event is earlier than six months after vesting of the restricted awards or exercise of the stock options. The Company can also call the awards, generally upon employee termination. During the year ended December 31, 2022, Standard Bearer sold fully vested common shares from the Standard Bearer Equity Plan to shareholders for cash of \$6,544. During the year ended December 31, 2023 and 2022, the Company did not grant any stock options nor restricted shares under the Standard Bearer Equity Plan.

Also, during the year ended December 31, 2022, Standard Bearer established shareholders of its preferred shares through contributions of cash of \$149. These preferred shares were fully vested at the time of the contributions by the shareholders. The value of Standard Bearer common and preferred shares held by the Company are eliminated in consolidation and the value held by other shareholders are classified as noncontrolling interests on the Company's consolidated balance sheets.

**7. OPERATION EXPANSIONS**

The expansion focus of the Company's independent subsidiaries is to purchase or lease operations that are complementary to the current operations, accretive to the business, or otherwise advance the Company's strategy. The results of all independent subsidiaries are included in the Financial Statements subsequent to the date of acquisition. Acquisitions are accounted for using the acquisition method of accounting. The Company's independent subsidiaries also enter into long-term leases that may include options to purchase the facilities. As a result, from time to time, an independent real estate subsidiary will acquire the property of facilities that have previously been operated under third-party leases.

**2023 Expansions**

During the year ended December 31, 2023, the Company expanded its operations and real estate portfolio through a combination of long-term leases and real estate purchases, with the addition of 25 stand-alone skilled nursing operations and one campus operation. Of these additions, Standard Bearer acquired the real estate of three of the stand-alone skilled nursing operations and one campus operation, which were leased back to the Company's independent subsidiaries. Refer to Note 6, *Standard Bearer*, for additional information on the purchase of real estate properties. These new operations added a total of 2,483 operational skilled nursing beds and 94 operational senior living units to be operated by the Company's independent subsidiaries. The Company also invested in new ancillary services that are complementary to its existing businesses.

In connection with the new operations obtained through long-term leases, the Company did not acquire any material assets or assume any liabilities other than the tenant's post-assumption rights and obligations under the long-term lease. The Company entered into a separate operations transfer agreement with each prior operator as part of each transaction.

Subsequent to December 31, 2023, the Company expanded its operations through a long-term lease, with the addition of two stand-alone skilled nursing operations, totaling 241 operational skilled nursing beds operated by the Company's independent subsidiaries, including one in a new state, Tennessee.

**2022 Expansions**

During the year ended December 31, 2022, the Company expanded its operations and real estate portfolio through a combination of long-term leases and real estate purchases, with the addition of 23 stand-alone skilled nursing operations and one campus operation. Of these additions, Standard Bearer acquired the real estate of seven of the stand-alone skilled nursing operations, which were leased back to Ensign's independent subsidiaries. Refer to Note 6, *Standard Bearer*, for additional information on the purchases of real estate properties. In addition, the Company added five senior living operations that were transferred from The Pennant Group, Inc. (Pennant), three of which are part of campuses operated by the Company's independent subsidiaries. These new operations added a total of 3,058 operational skilled nursing beds and 674 operational senior living units to be operated by the Company's independent subsidiaries. The Company also invested in new ancillary services that are complementary to its existing businesses.

Of the new operations acquired during the year ended December 31, 2022, \$16,400 was concentrated in goodwill and accordingly, the transactions were classified as business combinations.

In connection with the new operations obtained through long-term leases, the Company did not acquire any material assets or assume any liabilities other than the tenant's post-assumption rights and obligations under the long-term lease. The Company entered into a separate operations transfer agreement with each prior operator as part of each transaction.

### 2021 Acquisitions

During the year ended December 31, 2021, the Company expanded its operations through a combination of long-term leases and a real estate purchase, with the addition of 17 stand-alone skilled nursing operations and five real estate purchases, four of which the Company previously operated and continues to operate. The remaining real estate purchase is operated by Pennant. These new operations added a total of 1,832 operational skilled nursing beds operated by the Company's independent subsidiaries.

Of the new operations acquired during the year ended December 31, 2021, \$6,000 was concentrated in goodwill and accordingly, the transactions were classified as business combinations.

In connection with the new operations made through long-term leases, the Company did not acquire any material assets or assume any liabilities other than the tenant's post-assumption rights and obligations under the long-term lease. The Company entered into a separate operations transfer agreement with the prior operator as part of each transaction.

The table below presents the allocation of the purchase price for the operations acquired during the years ended December 31, 2023, 2022, and 2021:

|  | Year Ended December 31, |                   |                   |
|--|-------------------------|-------------------|-------------------|
|  | 2023                    | 2022              | 2021              |
| Land                                     | \$ 7,794                | \$ 15,527         | \$ 19,928         |
| Building and improvements                | 57,488                  | 65,070            | 77,975            |
| Equipment, furniture, and fixtures       | 1,840                   | 1,618             | 217               |
| Assembled occupancy                      | 346                     | 367               | 29                |
| Goodwill                                 | —                       | 16,400            | 6,000             |
| Leased asset                             | —                       | 1,909             | —                 |
| Other indefinite-lived intangible assets | 330                     | 245               | 75                |
| <b>TOTAL ACQUISITIONS</b>                | <b>\$ 67,798</b>        | <b>\$ 101,136</b> | <b>\$ 104,224</b> |

The Company's acquisition strategy has been focused on identifying both opportunistic and strategic acquisitions within its target markets that offer strong opportunities for return. The operations added by the Company are frequently underperforming financially and can have regulatory and clinical challenges to overcome. Financial information, especially with underperforming operations, is often inadequate, inaccurate or unavailable. Consequently, the Company believes that prior operating results are not a meaningful representation of the Company's current operating results or indicative of the integration potential of its newly acquired independent subsidiaries. The assets added during the year ended December 31, 2023 were not material operations to the Company individually or in the aggregate. Accordingly, pro forma financial information is not presented. These additions have been included in the consolidated balance sheets of the Company, and the operating results have been included in the consolidated statements of income of the Company since the date the Company gained effective control.

## 8. BUSINESS SEGMENTS

The Company has two reportable segments: (1) skilled services, which includes the operation of skilled nursing facilities and rehabilitation therapy services and (2) Standard Bearer, which is comprised of selected real estate properties owned by Standard Bearer and leased to skilled nursing and senior living operators.

As of December 31, 2023, the skilled services segment includes 259 skilled nursing operations and 27 campus operations that provide both skilled nursing and rehabilitative care services and senior living services. The Company's Standard Bearer segment consists of 108 owned real estate properties.

## THE ENSIGN GROUP, INC.

## NOTES TO THE CONSOLIDATED FINANCIAL STATEMENTS - (Continued)

The Company also reports an "All Other" category that includes results from its senior living operations, which includes 11 stand-alone senior living operations and the senior living operations at 27 campus operations that provide both skilled nursing and rehabilitative care services and senior living services. In addition, the "All Other" category includes mobile diagnostics, medical transportation, other real estate and other ancillary operations. Services included in the "All Other" category are insignificant individually, and therefore do not constitute a reportable segment.

The Company's reportable segments are significant operating segments that offer differentiated services. The Company's CODM reviews financial information for each operating segment to evaluate performance and allocate capital resources. This structure reflects its current operational and financial management and provides the best structure to maximize the quality of care and investment strategy provided, while maintaining financial discipline. The Company's CODM does not review assets by segment in his resource allocation and therefore assets by segment are not disclosed below.

The accounting policies of the reportable segments are the same as those described in Note 2, *Summary of Significant Accounting Policies*. Intercompany revenue is eliminated in consolidation, along with corresponding intercompany expenses. Segment income and loss is defined as profit or loss from operations before provision for income taxes, excluding gain or loss from sale of real estate, real estate insurance recoveries and losses and impairment charges from operations. Included in segment income for Standard Bearer is expense for intercompany services provided by the Service Center as described in Note 6, *Standard Bearer*, as it is part of the CODM financial information.

The following tables set forth financial information for the segments:

|   | Year Ended December 31, 2023 |                  |                          |                          |           | Total            |
|---|------------------------------|------------------|--------------------------|--------------------------|-----------|------------------|
|   | Skilled Services             | Standard Bearer  | All Other <sup>(1)</sup> | Intercompany Elimination |           |                  |
| Service revenue <sup>(2)</sup>  | \$ 3,578,855                 | \$ —             | \$ 144,667               | \$ (15,451)              | \$        | 3,708,071        |
| Rental revenue <sup>(3)</sup>   | —                            | 82,486           | 11,137                   | (72,339)                 |           | 21,284           |
| <b>TOTAL REVENUE</b>  | <b>\$ 3,578,855</b>          | <b>\$ 82,486</b> | <b>\$ 155,804</b>        | <b>\$ (87,790)</b>       | <b>\$</b> | <b>3,729,355</b> |
| Segment income (loss)   | 464,925                      | 29,065           | (221,251)                | —                        |           | 272,739          |
| Gain on sale of assets and insurance recoveries from real estate, net |                              |                  |                          |                          |           | 23               |
| <b>Income before provision for income taxes</b>                       |                              |                  |                          |                          | <b>\$</b> | <b>272,762</b>   |
| Depreciation and amortization   | 38,766                       | 25,205           | 8,416                    | —                        |           | 72,387           |
| Interest expense <sup>(4)</sup>                                       | \$ —                         | \$ 19,761        | \$ 1,228                 | \$ (12,902)              | \$        | 8,087            |

(1) All Other primarily includes all ancillary operations, stand-alone senior living operations and the Service Center.

(2) Intercompany service revenue represents service revenue generated by ancillary operations provided to the Company's independent subsidiaries and management service revenue generated by the Service Center with Standard Bearer. Intercompany service revenue is eliminated in consolidation along with corresponding intercompany cost of service.

(3) All Other rental revenue includes rental revenue associated with the Company's subleases to third parties of \$3,897 for the year ended December 31, 2023. Intercompany rental revenue represents rental income generated by both Standard Bearer and other real estate properties with the Company's independent subsidiaries. Intercompany rental revenue is eliminated in consolidation along with corresponding intercompany rent expense.

(4) Included in interest expense in Standard Bearer is interest expense incurred from intercompany debt arrangements between Standard Bearer and The Ensign Group, Inc. Intercompany interest expense is eliminated in the "Intercompany Elimination" column.

## THE ENSIGN GROUP, INC.

## NOTES TO THE CONSOLIDATED FINANCIAL STATEMENTS - (Continued)

| Year Ended December 31, 2022  |                     |                  |                          |                          |                     |
|---|---------------------|------------------|--------------------------|--------------------------|---------------------|
|   | Skilled Services    | Standard Bearer  | All Other <sup>(1)</sup> | Intercompany Elimination | Total               |
| Service revenue <sup>(2)</sup>  | \$ 2,906,215        | \$ —             | \$ 115,214               | \$ (12,718)              | \$ 3,008,711        |
| Rental revenue <sup>(3)</sup>   | —                   | 72,937           | 7,396                    | (63,576)                 | 16,757              |
| <b>TOTAL REVENUE</b>  | <b>\$ 2,906,215</b> | <b>\$ 72,937</b> | <b>\$ 122,610</b>        | <b>\$ (76,294)</b>       | <b>\$ 3,025,468</b> |
| Segment income (loss)   | 408,732             | 27,871           | (150,781)                | —                        | 285,822             |
| Gain on sale of assets and insurance recoveries from real estate, net |                     |                  |                          |                          | 3,267               |
| <b>Income before provision for income taxes</b>                       |                     |                  |                          |                          | <b>\$ 289,089</b>   |
| Depreciation and amortization   | 33,224              | 21,613           | 7,518                    | —                        | 62,355              |
| Interest expense <sup>(4)</sup>                                       | \$ —                | \$ 15,707        | \$ 1,870                 | \$ (8,646)               | \$ 8,931            |

(1) All Other primarily includes all ancillary operations, stand-alone senior living operations and the Service Center.

(2) Intercompany service revenue represents service revenue generated by ancillary operations provided to the Company's independent subsidiaries and management service revenue generated by the Service Center with Standard Bearer. Intercompany service revenue is eliminated in consolidation along with corresponding intercompany cost of service.

(3) Intercompany rental revenue represents rental income generated by both Standard Bearer and other real estate properties with the Company's independent subsidiaries. Intercompany rental revenue is eliminated in consolidation along with corresponding intercompany rent expense.

(4) Included in interest expense in Standard Bearer is interest expense incurred from intercompany debt arrangements between Standard Bearer and The Ensign Group, Inc. Intercompany interest expense is eliminated in the "Intercompany Elimination" column.

| Year Ended December 31, 2021                    |                     |                  |                          |                          |                     |
|---|---------------------|------------------|--------------------------|--------------------------|---------------------|
|   | Skilled Services    | Standard Bearer  | All Other <sup>(1)</sup> | Intercompany Elimination | Total               |
| Service revenue <sup>(2)</sup>                  | \$ 2,523,234        | \$ —             | \$ 95,276                | \$ (7,034)               | \$ 2,611,476        |
| Rental revenue <sup>(3)</sup>                   | —                   | 58,127           | 7,409                    | (49,551)                 | 15,985              |
| <b>TOTAL REVENUE</b>                            | <b>\$ 2,523,234</b> | <b>\$ 58,127</b> | <b>\$ 102,685</b>        | <b>\$ (56,585)</b>       | <b>\$ 2,627,461</b> |
| Segment income (loss)                           | 373,603             | 31,876           | (147,915)                | —                        | 257,564             |
| Gain on real estate insurance recoveries        |                     |                  |                          |                          | 440                 |
| <b>Income before provision for income taxes</b> |                     |                  |                          |                          | <b>\$ 258,004</b>   |
| Depreciation and amortization                   | 30,681              | 17,558           | 7,746                    | —                        | 55,985              |
| Interest expense                                | \$ —                | \$ 6,842         | \$ 7                     | \$ —                     | \$ 6,849            |

(1) All Other primarily includes all ancillary operations, stand-alone senior living operations and the Service Center.

(2) Intercompany service revenue represents service revenue generated by ancillary operations provided to the Company's independent subsidiaries and management service revenue generated by the Service Center with Standard Bearer. Intercompany service revenue is eliminated in consolidation along with corresponding intercompany cost of service.

(3) Intercompany rental revenue represents rental income generated by both Standard Bearer and other real estate properties with the Company's independent subsidiaries. Intercompany rental revenue is eliminated in consolidation along with corresponding intercompany rent expense.

Service revenue by major payor source were as follows:

| Year Ended December 31, 2023     |                     |                          |                       |                |
|----------------------------------|---------------------|--------------------------|-----------------------|----------------|
|                                  | Skilled Services    | All Other <sup>(3)</sup> | Total Service Revenue | Revenue %      |
| Medicaid <sup>(1)</sup>          | \$ 1,429,473        | \$ 29,976                | \$ 1,459,449          | 39.4 %         |
| Medicare                         | 985,749             | —                        | 985,749               | 26.6           |
| Medicaid-skilled                 | 245,663             | —                        | 245,663               | 6.6            |
| <b>Subtotal</b>                  | <b>2,660,885</b>    | <b>29,976</b>            | <b>2,690,861</b>      | <b>72.6</b>    |
| Managed care                     | 666,129             | —                        | 666,129               | 18.0           |
| Private and other <sup>(2)</sup> | 251,841             | 99,240                   | 351,081               | 9.4            |
| <b>TOTAL SERVICE REVENUE</b>     | <b>\$ 3,578,855</b> | <b>\$ 129,216</b>        | <b>\$ 3,708,071</b>   | <b>100.0 %</b> |

(1) Medicaid payor includes revenue generated from senior living operations and revenue related to state relief funding.

(2) Private and other payors also includes revenue from senior living operations and all payors generated in other ancillary services.

(3) All Other incorporates intercompany eliminations.

## THE ENSIGN GROUP, INC.

## NOTES TO THE CONSOLIDATED FINANCIAL STATEMENTS - (Continued)

|                                  | Year Ended December 31, 2022 |                          |                       |                |
|----------------------------------|------------------------------|--------------------------|-----------------------|----------------|
|                                  | Skilled Services             | All Other <sup>(3)</sup> | Total Service Revenue | Revenue %      |
| Medicaid <sup>(1)</sup>          | \$ 1,158,309                 | \$ 24,847                | \$ 1,183,156          | 39.3 %         |
| Medicare                         | 832,160                      | —                        | 832,160               | 27.7           |
| Medicaid-skilled                 | 200,878                      | —                        | 200,878               | 6.7            |
| <b>Subtotal</b>                  | <b>2,191,347</b>             | <b>24,847</b>            | <b>2,216,194</b>      | <b>73.7</b>    |
| Managed care                     | 525,710                      | —                        | 525,710               | 17.5           |
| Private and other <sup>(2)</sup> | 189,158                      | 77,649                   | 266,807               | 8.8            |
| <b>TOTAL SERVICE REVENUE</b>     | <b>\$ 2,906,215</b>          | <b>\$ 102,496</b>        | <b>\$ 3,008,711</b>   | <b>100.0 %</b> |

(1) Medicaid payor includes revenue generated from senior living operations and revenue related to state relief funding.

(2) Private and other payors also includes revenue from senior living operations and all payors generated in other ancillary services.

(3) All Other incorporates intercompany eliminations.

|                                  | Year Ended December 31, 2021 |                          |                       |                |
|----------------------------------|------------------------------|--------------------------|-----------------------|----------------|
|                                  | Skilled Services             | All Other <sup>(3)</sup> | Total Service Revenue | Revenue %      |
| Medicaid <sup>(1)</sup>          | \$ 1,007,061                 | \$ 15,399                | \$ 1,022,460          | 39.2 %         |
| Medicare                         | 727,103                      | —                        | 727,103               | 27.8           |
| Medicaid-skilled                 | 172,770                      | —                        | 172,770               | 6.6            |
| <b>Subtotal</b>                  | <b>1,906,934</b>             | <b>15,399</b>            | <b>1,922,333</b>      | <b>73.6</b>    |
| Managed care                     | 456,728                      | —                        | 456,728               | 17.5           |
| Private and other <sup>(2)</sup> | 159,572                      | 72,843                   | 232,415               | 8.9            |
| <b>TOTAL SERVICE REVENUE</b>     | <b>\$ 2,523,234</b>          | <b>\$ 88,242</b>         | <b>\$ 2,611,476</b>   | <b>100.0 %</b> |

(1) Medicaid payor includes revenue generated from senior living operations and revenue related to state relief funding.

(2) Private and other payors also includes revenue from senior living operations and all payors generated in other ancillary services.

(3) All Other incorporates intercompany eliminations.

## 9. PROPERTY AND EQUIPMENT - NET

Property and equipment, net consists of the following:

|                                    | December 31,        |                   |
|------------------------------------|---------------------|-------------------|
|                                    | 2023                | 2022              |
| Land                               | \$ 142,656          | \$ 134,864        |
| Buildings and improvements         | 803,155             | 728,231           |
| Leasehold improvements             | 172,064             | 150,903           |
| Equipment                          | 339,383             | 295,739           |
| Furniture and fixtures             | 4,192               | 4,544             |
| Construction in progress           | 25,563              | 17,521            |
|                                    | <b>1,487,013</b>    | <b>1,331,802</b>  |
| Less: accumulated depreciation     | (396,242)           | (339,792)         |
| <b>PROPERTY AND EQUIPMENT, NET</b> | <b>\$ 1,090,771</b> | <b>\$ 992,010</b> |

The Company completed the sale of assets for a sale price of \$8,607 and recorded a gain of \$3,467 within the Company's consolidated statement of income as cost of services during the year ended December 31, 2022. In addition, the Company evaluated its long-lived assets and did not record an impairment charge for the fiscal years ended 2023, 2022, and 2021. See also Note 6, *Standard Bearer* and Note 7, *Operation Expansions* for information on acquisitions during the year ended December 31, 2023.

## THE ENSIGN GROUP, INC.

## NOTES TO THE CONSOLIDATED FINANCIAL STATEMENTS - (Continued)

## 10. INTANGIBLE ASSETS - NET

| Intangible Assets      | Weighted<br>Average Life<br>(Years) | December 31,             |                             |                 |                          |                             |                 |
|------------------------|-------------------------------------|--------------------------|-----------------------------|-----------------|--------------------------|-----------------------------|-----------------|
|                        |                                     | 2023                     |                             |                 | 2022                     |                             |                 |
|                        |                                     | Gross Carrying<br>Amount | Accumulated<br>Amortization | Net             | Gross Carrying<br>Amount | Accumulated<br>Amortization | Net             |
| Assembled occupancy    | 0.3                                 | \$ 781                   | \$ (742)                    | \$ 39           | \$ 435                   | \$ (388)                    | \$ 47           |
| Facility trade name    | 30.0                                | 733                      | (439)                       | 294             | 733                      | (415)                       | 318             |
| Customer relationships | 18.4                                | 4,582                    | (2,692)                     | 1,890           | 4,582                    | (2,482)                     | 2,100           |
| <b>TOTAL</b>           |                                     | <b>\$ 6,096</b>          | <b>\$ (3,873)</b>           | <b>\$ 2,223</b> | <b>\$ 5,750</b>          | <b>\$ (3,285)</b>           | <b>\$ 2,465</b> |

During the years ended December 31, 2023, 2022, and 2021, amortization expense was \$1,790, \$1,714 and \$1,435, respectively, of which \$1,202, \$1,160 and \$1,158 was related to the amortization of right-of-use assets, respectively. The Company did not record any impairment charge to intangible assets during the years ended December 31, 2023, 2022, and 2021.

Estimated amortization expense for each of the years ending December 31 is as follows:

| Year       | Amount          |
|------------|-----------------|
| 2024       | 274             |
| 2025       | 234             |
| 2026       | 234             |
| 2027       | 234             |
| 2028       | 234             |
| Thereafter | 1,013           |
|            | <b>\$ 2,223</b> |

Other indefinite-lived intangible assets consist of the following:

|                                | December 31,    |                 |
|--------------------------------|-----------------|-----------------|
|                                | 2023            | 2022            |
| Trade name                     | \$ 889          | \$ 889          |
| Medicare and Medicaid licenses | 3,413           | 3,083           |
| <b>TOTAL</b>                   | <b>\$ 4,302</b> | <b>\$ 3,972</b> |

During the year ended December 31, 2023, the Company acquired \$330 in Medicare and Medicaid licenses compared to \$245 and \$181 in the fiscal years 2022 and 2021, respectively.

## 11. GOODWILL

The Company anticipates that the majority of goodwill recognized will be fully deductible for tax purposes as of December 31, 2023. All of the Company's acquisitions during the year ended December 31, 2023 were classified as asset acquisitions and accordingly, no goodwill was recognized for these acquisitions. There were no other activities in goodwill during the year ended December 31, 2023. Provided that goodwill corresponds to the acquisition of a business and not merely the acquisition of real estate property, the Company's Standard Bearer segment appropriately does not carry a goodwill balance. The following table represents activity in goodwill by skilled service segment and "all other" category as of December 31, 2023, 2022 and 2021:

## THE ENSIGN GROUP, INC.

## NOTES TO THE CONSOLIDATED FINANCIAL STATEMENTS - (Continued)

|                   | Goodwill         |           |           |
|-------------------|------------------|-----------|-----------|
|                   | Skilled Services | All Other | Total     |
| January 1, 2021   | \$ 45,486        | \$ 8,983  | \$ 54,469 |
| Additions         | 6,000            | —         | 6,000     |
| December 31, 2021 | \$ 51,486        | \$ 8,983  | \$ 60,469 |
| Additions         | 16,400           | —         | 16,400    |
| December 31, 2022 | \$ 67,886        | \$ 8,983  | \$ 76,869 |
| December 31, 2023 | \$ 67,886        | \$ 8,983  | \$ 76,869 |

## 12. RESTRICTED AND OTHER ASSETS

Restricted and other assets consist of the following:

|   | December 31,     |                  |
|---|------------------|------------------|
|   | 2023             | 2022             |
| Debt issuance costs, net                                | \$ 2,883         | \$ 3,753         |
| Long-term insurance losses recoverable asset            | 15,913           | 10,512           |
| Capital improvement reserves with landlords and lenders | 4,870            | 6,446            |
| Deposits with landlords                                 | 2,661            | 2,527            |
| Escrow deposits   | 1,216            | —                |
| Other   | 12,662           | 14,053           |
| <b>RESTRICTED AND OTHER ASSETS</b>                      | <b>\$ 40,205</b> | <b>\$ 37,291</b> |

Included in restricted and other assets as of December 31, 2023 and 2022 are anticipated insurance recoveries related to the Company's workers' compensation and general and professional liability claims that are recorded on a gross, rather than net, basis.

## 13. OTHER ACCRUED LIABILITIES

Other accrued liabilities consist of the following:

|                                  | December 31,      |                  |
|----------------------------------|-------------------|------------------|
|                                  | 2023              | 2022             |
| Quality assurance fee            | \$ 14,035         | \$ 7,701         |
| Refunds payable                  | 51,248            | 40,783           |
| Resident advances                | 10,834            | 9,698            |
| Unapplied state relief funds     | 486               | 1,001            |
| Cash held in trust for patients  | 6,215             | 6,400            |
| Dividends payable                | 3,396             | 3,201            |
| Property taxes                   | 12,875            | 10,926           |
| Accrued litigation (Note 20)     | 51,734            | 4,553            |
| Other                            | 17,405            | 13,046           |
| <b>OTHER ACCRUED LIABILITIES</b> | <b>\$ 168,228</b> | <b>\$ 97,309</b> |

Quality assurance fee represents the aggregate of amounts payable to Arizona, California, Colorado, Idaho, Iowa, Kansas, Nebraska, Nevada, Utah, Washington and Wisconsin as a result of a mandated fee based on patient days or licensed beds. Refunds payable includes payables related to overpayments, duplicate payments and credit balances from various payor sources. Resident advances occur when the Company receives payments in advance of services provided. Cash held in trust for patients reflects monies received from or on behalf of patients. Maintaining a trust account for patients is a regulatory requirement and, while the trust assets offset the liabilities, the Company assumes a fiduciary responsibility for these funds. The cash balance related to this liability is included in other current assets in the consolidated balance sheets.

**14. INCOME TAXES**

The provision for income taxes on continuing operations for the years ended December 31, 2023, 2022 and 2021 is summarized as follows:

|              | Year Ended December 31, |                  |                  |
|--------------|-------------------------|------------------|------------------|
|              | 2023                    | 2022             | 2021             |
| Current:     |                         |                  |                  |
| Federal      | \$ 73,092               | \$ 56,717        | \$ 49,105        |
| State        | 17,301                  | 14,216           | 11,898           |
|              | <b>90,393</b>           | <b>70,933</b>    | <b>61,003</b>    |
| Deferred:    |                         |                  |                  |
| Federal      | (22,280)                | (5,158)          | (716)            |
| State        | (5,201)                 | (1,338)          | (8)              |
|              | <b>(27,481)</b>         | <b>(6,496)</b>   | <b>(724)</b>     |
| <b>TOTAL</b> | <b>\$ 62,912</b>        | <b>\$ 64,437</b> | <b>\$ 60,279</b> |

A reconciliation of the federal statutory rate to the effective tax rate for income from continuing operations for the years ended December 31, 2023, 2022 and 2021, respectively, is comprised as follows:

|   | December 31,  |               |               |
|---|---------------|---------------|---------------|
|   | 2023          | 2022          | 2021          |
| Income tax expense at statutory rate        | 21.0 %        | 21.0 %        | 21.0 %        |
| State income taxes - net of federal benefit | 3.5           | 3.5           | 3.7           |
| Non-deductible expenses                     | 3.4           | 2.0           | 2.4           |
| Equity compensation                         | (4.2)         | (3.6)         | (3.3)         |
| Other adjustments                           | (0.6)         | (0.6)         | (0.4)         |
| <b>TOTAL INCOME TAX PROVISION</b>           | <b>23.1 %</b> | <b>22.3 %</b> | <b>23.4 %</b> |

The Company's effective tax rate was 23.1% for the year ended December 31, 2023, compared to 22.3% for the same period in 2022 and 23.4% in 2021. The higher effective tax rate is due to higher non-deductible expenses compared to tax benefits from stock compensation.

The Company's deferred tax assets and liabilities as of December 31, 2023 and 2022 are summarized below.



## THE ENSIGN GROUP, INC.

## NOTES TO THE CONSOLIDATED FINANCIAL STATEMENTS - (Continued)

|                                       | December 31,     |                  |
|---------------------------------------|------------------|------------------|
|                                       | 2023             | 2022             |
| Deferred tax assets (liabilities):    |                  |                  |
| Accrued expenses                      | \$ 81,502        | \$ 61,685        |
| Revenue related reserves              | 23,714           | 18,046           |
| Tax credits                           | 1,192            | 1,742            |
| Insurance                             | 16,864           | 11,910           |
| Lease liability                       | 444,590          | 364,408          |
| State taxes                           | —                | 28               |
|                                       | <b>567,862</b>   | <b>457,819</b>   |
| Valuation allowance                   | (789)            | (789)            |
| <b>TOTAL DEFERRED TAX ASSETS</b>      | <b>567,073</b>   | <b>457,030</b>   |
| State taxes                           | (280)            | —                |
| Depreciation and amortization         | (52,334)         | (49,146)         |
| Prepaid expenses                      | (4,113)          | (5,150)          |
| Right of use asset                    | (443,222)        | (363,091)        |
| <b>TOTAL DEFERRED TAX LIABILITIES</b> | <b>(499,949)</b> | <b>(417,387)</b> |
| <b>NET DEFERRED TAX ASSETS</b>        | <b>\$ 67,124</b> | <b>\$ 39,643</b> |

The Company had state credit carryforwards as of December 31, 2023 and 2022 of \$1,192 and \$1,742, respectively. These carryforwards almost entirely relate to state limitations on the application of Enterprise Zone employment-related tax credits. Unless the Company uses the Enterprise Zone credits beforehand, the carryforward began to expire in 2023. The remainder of these carryforwards relate to credits against the Texas margin tax and is expected to carryforward until 2027. As of December 31, 2023 and 2022, the valuation allowance of \$789, for both years, was primarily recorded against the Enterprise Zone credits as the Company believes it is more likely than not that some of the benefit of the credits will not be realized.

The Company's operating loss carry forwards for states were not material during the year ended December 31, 2023 and 2022.

As of December 31, 2023, 2022 and 2021, the Company did not have any unrecognized tax benefits, net of its state benefits that would affect the Company's effective tax rate. The Company classifies interest and/or penalties on income tax liabilities or refunds as additional income tax expense or income. Such amounts are not material.

The federal statutes of limitations on the Company's 2019, 2018, and 2017 income tax years lapsed during the third quarter of 2023, 2022, and 2021, respectively. During the fourth quarter of each year, various state statutes of limitations also lapsed. The lapses during the years ended December 31, 2023 and 2022 had no impact on the Company's unrecognized tax benefits.

During the year ended December 31, 2021, the state of Wisconsin initiated and completed an examination of the Company's 2019, 2018, and 2017 state tax years with no adjustments. The Company is not under examination by any major income tax jurisdiction.

**15. DEBT**

Debt consists of the following:

|   | December 31,      |                   |
|---|-------------------|-------------------|
|   | 2023              | 2022              |
| Mortgage loans and promissory note            | \$ 152,388        | \$ 156,271        |
| Less: current maturities                      | (3,950)           | (3,883)           |
| Less: debt issuance costs, net                | (2,941)           | (3,119)           |
| <b>LONG-TERM DEBT LESS CURRENT MATURITIES</b> | <b>\$ 145,497</b> | <b>\$ 149,269</b> |

**Credit Facility with a Lending Consortium Arranged by Truist**

The Company maintains a revolving credit facility between the Company and its independent subsidiaries, including Standard Bearer as co-borrowers, and Truist Securities (Truist) (the Credit Facility) with a revolving line of credit of up to \$600,000 in aggregate principal amount with a maturity date of April 8, 2027. Borrowings are supported by a lending consortium arranged by Truist. The interest rates applicable to loans under the Credit Facility are, at the Company's option, equal to either a base rate plus a margin ranging from 0.25% to 1.25% per annum or SOFR plus a margin range from 1.25% to 2.25% per annum, based on the Consolidated Total Net Debt to Consolidated EBITDA ratio (as defined in the Credit Facility). In addition, there is a commitment fee on the unused portion of the commitments that ranges from 0.20% to 0.40% per annum, depending on the Consolidated Total Net Debt to Consolidated EBITDA ratio. When the Company amended the Credit Facility in 2022 with the terms and conditions described above, it wrote off deferred financing costs of \$566 and additional deferred financing costs of \$3,197 were capitalized during the year ended December 31, 2022.

Borrowings made under the Credit Facility are guaranteed, jointly and severally, by certain of the Company's wholly-owned subsidiaries, and are secured by a pledge of stock of the Company's material independent subsidiaries as well as a first lien on substantially all of such independent subsidiaries' personal property. The Credit Facility contains customary covenants that, among other things, restrict, subject to certain exceptions, the ability of the Company and its independent subsidiaries to grant liens on their assets, incur indebtedness, sell assets, make investments, engage in acquisitions, mergers or consolidations, amend certain material agreements and pay certain dividends and other restricted payments. The Company must comply with financial maintenance covenants to be tested quarterly, consisting of (i) a maximum consolidated total net debt to consolidated EBITDA ratio (which shall not be greater than 3.00:1.00; provided that if the aggregate consideration for approved acquisitions in a six month period is greater than \$50,000, then the ratio can be increased at the election of the Company with notice to the administrative agent to 3.50:1.00 for the first fiscal quarter and the immediately following three fiscal quarters), and (ii) a minimum interest/rent coverage ratio (which cannot be less than 1.50:1.00). As of December 31, 2023, there was no outstanding debt under the Credit Facility. The Company was in compliance with all loan covenants as of December 31, 2023.

**Mortgage Loans and Promissory Note**

The Company has 23 subsidiaries that have mortgage loans insured with HUD in the aggregate amount of \$150,244, which subjects these subsidiaries to HUD oversight and periodic inspections. The mortgage loans bear effective interest rates in a range of 3.1% to 4.2%, including fixed interest rates in a range of 2.4% to 3.3% per annum. In addition to the interest rate, the Company incurs other fees for HUD placement, including but not limited to audit fees. Amounts borrowed under the mortgage loans may be prepaid, subject to prepayment fees based on the principal balance on the date of prepayment. For the majority of the loans, during the first three years, the prepayment fee is 10.0% and is reduced by 3.0% in the fourth year of the loan, and reduced by 1.0% per year for years five through ten of the loan. There is no prepayment penalty after year ten. The terms for all the mortgage loans are 25 to 35 years.

In addition to the HUD mortgage loans above, the Company has a promissory note of \$2,144 that bears a fixed interest rate of 5.3% per annum and has a term of 12 years. The note, which was assumed as part of an acquisition, is secured by the real property comprising the facility and the rent, issues and profits thereof, as well as all personal property used in the operation of the facility.

Future principal payments due under the long-term debt arrangements discussed above are as follows:

| <b>Years Ending December 31,</b> | <b>Amount</b>     |
|----------------------------------|-------------------|
| 2024                             | \$ 3,950          |
| 2025                             | 4,086             |
| 2026                             | 4,227             |
| 2027                             | 3,897             |
| 2028                             | 3,779             |
| Thereafter                       | 132,449           |
|                                  | <b>\$ 152,388</b> |

Based on Level 2 inputs, the carrying value of the Company's long-term debt is considered to approximate the fair value of such debt for all periods presented based upon the interest rates that the Company believes it can currently obtain for similar debt.

**Off-Balance Sheet Arrangements**

As of December 31, 2023, the Company had approximately \$6,255 of borrowing capacity under the Credit Facility pledged as collateral to secure outstanding letters of credit, which decreased by \$455 from prior year.

**16. OPTIONS AND AWARDS**

Stock-based compensation expense consists of stock-based payment awards made to employees and directors, including employee stock options and restricted stock awards, based on estimated fair values. As stock-based compensation expense recognized in the Company's consolidated statements of income for the years ended December 31, 2023, 2022, and 2021 was based on awards ultimately expected to vest, it has been reduced for estimated forfeitures. The Company estimates forfeitures at the time of grant and, if necessary, revises the estimate in subsequent periods if actual forfeitures differ.

**2022 Omnibus Incentive Plan (2022 Plan)** — The Company has one active stock incentive plan, the 2022 Omnibus Incentive Plan (the 2022 Plan). Including the shares rolled over from the 2017 Omnibus Incentive Plan, the 2022 Plan provides for the issuance of 3,452 shares of common stock. The number of shares available to be issued under the 2022 Plan will be reduced by (i) one share for each share that relates to an option or stock appreciation right award and (ii) two shares for each share which relates to an award other than a stock option or stock appreciation right award (a full-value award). Non-employee director options, to the extent granted, will vest and become exercisable in three equal annual installments, or the length of the term if less than three years, on the completion of each year of service measured from the grant date. All other options generally vest over five years at 20% per year on the anniversary of the grant date. Options expire ten years from the date of grant. At December 31, 2023, the total number of shares available for issuance under the 2022 Plan was 1,454.

The Company uses the Black-Scholes option-pricing model to recognize the value of stock-based compensation expense for stock option awards. Determining the appropriate fair-value model and calculating the fair value of stock option awards at the grant date requires judgment, including estimating stock price volatility, expected option life, and forfeiture rates. The fair-value of the restricted stock awards at the grant date is based on the market price on the grant date, adjusted for forfeiture rates. The Company develops estimates based on historical data and market information, which can change significantly over time. The Black-Scholes model required the Company to make several key judgments including:

- The expected option term is calculated by the average of the contractual term of the options and the weighted average vesting period for all options. The calculation of the expected option term is based on the Company's experience due to sufficient history.
- The Company utilizes its own experience to calculate estimated volatility for options granted.
- The dividend yield is based on the Company's historical pattern of dividends as well as expected dividend patterns.
- The risk-free rate is based on the implied yield of U.S. Treasury notes as of the grant date with a remaining term approximately equal to the expected term.
- Estimated forfeiture rate of approximately 5.08% per year is based on the Company's historical forfeiture activity of unvested stock options.

**Stock Options**

The Company granted 1,008, 581 and 621 stock options during the years ended December 31, 2023, 2022, and 2021, respectively. The Company used the following assumptions for stock options granted during the years ended December 31, 2023, 2022 and 2021:

| Grant Year | Options Granted | Weighted Average Risk-Free Rate | Expected Life | Weighted Average Volatility | Weighted Average Dividend Yield |
|------------|-----------------|---------------------------------|---------------|-----------------------------|---------------------------------|
| 2023       | 1,008           | 4.3%                            | 6.2 years     | 41.3%                       | 0.2%                            |
| 2022       | 581             | 2.8%                            | 6.2 years     | 42.1%                       | 0.3%                            |
| 2021       | 621             | 1.0%                            | 6.2 years     | 42.4%                       | 0.3%                            |

For the years ended December 31, 2023, 2022 and 2021, the following represents the exercise price and fair value displayed at grant date for stock option grants:

## THE ENSIGN GROUP, INC.

## NOTES TO THE CONSOLIDATED FINANCIAL STATEMENTS - (Continued)

| Grant Year | Granted | Weighted Average Exercise Price | Weighted Average Fair Value of Options |
|------------|---------|---------------------------------|--|
| 2023       | 1,008   | \$ 95.05                        | \$ 43.85                               |
| 2022       | 581     | \$ 85.74                        | \$ 37.83                               |
| 2021       | 621     | \$ 80.19                        | \$ 32.82                               |

The weighted average exercise price equaled the weighted average fair value of common stock on the grant date for all options granted during the periods ended December 31, 2023, 2022 and 2021 and therefore, the intrinsic value was \$0 at the date of grant.

The following table represents the employee stock option activity during the year ended December 31, 2023:

|                          | Number of Options Outstanding | Weighted Average Exercise Price | Number of Options Vested | Weighted Average Exercise Price of Options Vested |
|--------------------------|-------------------------------|---------------------------------|--------------------------|---|
| <b>January 1, 2021</b>   | 4,038                         | \$ 27.71                        | 2,148                    | \$ 16.66  |
| Granted                  | 621                           | 80.19                           |                          |   |
| Forfeited                | (105)                         | 44.76                           |                          |   |
| Exercised                | (516)                         | 17.80                           |                          |   |
| <b>December 31, 2021</b> | 4,038                         | \$ 36.60                        | 2,183                    | \$ 21.02  |
| Granted                  | 581                           | 85.74                           |                          |   |
| Forfeited                | (98)                          | 59.52                           |                          |   |
| Exercised                | (688)                         | 18.43                           |                          |   |
| <b>December 31, 2022</b> | 3,833                         | \$ 46.72                        | 2,069                    | \$ 28.87  |
| Granted                  | 1,008                         | 95.05                           |                          |   |
| Forfeited                | (91)                          | 71.44                           |                          |   |
| Exercised                | (759)                         | 24.21                           |                          |   |
| <b>December 31, 2023</b> | 3,991                         | \$ 62.65                        | 1,887                    | \$ 39.58  |

The following summary information reflects stock options outstanding, vested and related details as of December 31, 2023:

| Year of Grant | Stock Options Outstanding |                    |                          |                                    | Stock Options Vested   |  |
|---------------|---------------------------|--------------------|--------------------------|------------------------------------|------------------------|--|
|               | Exercise Price            | Number Outstanding | Black-Scholes Fair Value | Remaining Contractual Life (Years) | Vested and Exercisable |  |
| 2014          | 8.94 - 16.05              | 99                 | \$ 484                   | 1                                  | 99                     |  |
| 2015          | 18.20 - 21.39             | 175                | 1,369                    | 2                                  | 175                    |  |
| 2016          | 15.93 - 16.86             | 155                | 916                      | 3                                  | 155                    |  |
| 2017          | 15.80 - 19.41             | 194                | 1,138                    | 4                                  | 194                    |  |
| 2018          | 22.49 - 32.71             | 336                | 3,523                    | 5                                  | 336                    |  |
| 2019          | 41.07 - 45.76             | 510                | 8,014                    | 6                                  | 383                    |  |
| 2020          | 44.84 - 59.49             | 476                | 9,383                    | 7                                  | 257                    |  |
| 2021          | 73.47 - 83.64             | 513                | 16,844                   | 8                                  | 189                    |  |
| 2022          | 79.79 - 94.88             | 540                | 20,466                   | 9                                  | 99                     |  |
| 2023          | \$89.83 - \$98.83         | 993                | 43,566                   | 10                                 | —                      |  |
| <b>TOTAL</b>  |                           | <b>3,991</b>       | <b>\$ 105,703</b>        |                                    | <b>1,887</b>           |  |

The aggregate intrinsic value of options outstanding, vested and expected to vest as of December 31, 2023, 2022 and 2021 is as follows:

## THE ENSIGN GROUP, INC.

## NOTES TO THE CONSOLIDATED FINANCIAL STATEMENTS - (Continued)

| Options          | December 31, |            |            |
|------------------|--------------|------------|------------|
|                  | 2023         | 2022       | 2021       |
| Outstanding      | \$ 197,819   | \$ 183,593 | \$ 191,242 |
| Vested           | 137,048      | 136,000    | 137,382    |
| Expected to vest | 56,759       | 43,232     | 48,548     |

The intrinsic value is calculated as the difference between the market value of the underlying common stock and the exercise price of the options. At December 31, 2023, 2022 and 2021, the aggregate intrinsic value of options that vested during the years ended December 31, 2023, 2022 and 2021 was \$31,658, \$27,955, and \$27,731, respectively. The total intrinsic value of options exercised during the years ended December 31, 2023, 2022 and 2021 was \$56,186, \$47,441, and \$34,278, respectively.

**Restricted Stock Awards**

The Company granted 219, 233 and 222 restricted stock awards during the years ended December 31, 2023, 2022 and 2021, respectively. All awards were granted at an issue price of \$0 and generally vest over five years. The fair value per share of restricted awards granted during the years ended December 31, 2023, 2022 and 2021 ranged from \$89.83 to \$98.31, \$73.17 to \$94.88 and \$72.84 to \$93.31, respectively. The fair value per share includes quarterly stock awards to non-employee directors.

A summary of the status of the Company's non-vested restricted stock awards as of December 31, 2023 and changes during the years ended December 31, 2023, 2022 and 2021 is presented below:

|                                       | Non-Vested Restricted Awards | Weighted Average Grant Date Fair Value |
|---------------------------------------|------------------------------|--|
| <b>Nonvested at January 1, 2021</b>   | 591                          | \$ 38.90                               |
| Granted                               | 222                          | 81.65                                  |
| Vested                                | (244)                        | 47.45                                  |
| Forfeited                             | (20)                         | 45.64                                  |
| <b>Nonvested at December 31, 2021</b> | <b>549</b>                   | <b>\$ 52.16</b>                        |
| Granted                               | 233                          | 81.57                                  |
| Vested                                | (269)                        | 54.06                                  |
| Forfeited                             | (26)                         | 57.29                                  |
| <b>Nonvested at December 31, 2022</b> | <b>487</b>                   | <b>\$ 64.92</b>                        |
| Granted                               | 219                          | 92.04                                  |
| Vested                                | (255)                        | 64.21                                  |
| Forfeited                             | (20)                         | 71.53                                  |
| <b>Nonvested at December 31, 2023</b> | <b>431</b>                   | <b>\$ 78.91</b>                        |

During the year ended December 31, 2023, the Company granted 18 quarterly stock awards to non-employee directors for their service on the Company's board of directors from the 2022 Plan. The fair value per share of these stock awards ranged from \$89.94 to \$98.31 based on the market price on the grant date.

**Long-Term Incentive Plan**

On August 27, 2019, the Board approved the Long-Term Incentive Plan (the 2019 LTI Plan). The 2019 LTI Plan provides that certain employees of the Company who assisted in the consummation of the spin-off of Pennant from the Company in 2019 (spin-off transaction) were granted shares of restricted stock upon successful completion of the spin-off. The 2019 LTI Plan provides for the issuance of 500 shares of Pennant restricted stock. The shares are vested over five years at 20% per year on the anniversary of the grant date. If a recipient is terminated or voluntarily leaves the Company, all shares subject to restriction or not yet vested are entirely forfeited. The total stock-based compensation related to the 2019 LTI Plan was approximately \$827, \$836, and \$854 for the years ended December 31, 2023, 2022 and 2021, respectively.

**Stock-based compensation expense**

Stock-based compensation expense recognized for the Company's equity incentive plans and long-term incentive plan for the years ended December 31, 2023, 2022 and 2021 was as follows:

|   | Year Ended December 31, |                  |                  |
|---|-------------------------|------------------|------------------|
|   | 2023                    | 2022             | 2021             |
| Stock-based compensation expense related to stock options   | \$ 17,221               | \$ 11,361        | \$ 8,459         |
| Stock-based compensation expense related to restricted stock awards   | 11,845                  | 9,920            | 8,385            |
| Stock-based compensation expense related to stock options and restricted stock awards to non-employee directors | 1,688                   | 1,439            | 1,834            |
| <b>TOTAL</b>  | <b>\$ 30,754</b>        | <b>\$ 22,720</b> | <b>\$ 18,678</b> |

In future periods, the Company expects to recognize approximately \$67,750 and \$29,245 in stock-based compensation expense for unvested options and unvested restricted stock awards, respectively, that were outstanding as of December 31, 2023. Future stock-based compensation expense will be recognized over 3.9 and 3.4 weighted average years for unvested options and restricted stock awards, respectively. There were 2,104 unvested and outstanding options as of December 31, 2023, of which 1,940 shares are expected to vest. The weighted average contractual life for options outstanding, vested and expected to vest as of December 31, 2023 was 6.7 years.

**17. LEASES**

The Company leases from CareTrust REIT, Inc. (CareTrust) real property associated with 97 independent skilled nursing and senior living facilities used in the Company's operations, 96 of which are under nine "triple-net" master lease agreements (collectively, the Master Leases), which range in terms from 13 to 20 years. At the Company's option, the Master Leases may be extended for two or three five-year renewal terms beyond the initial term, on the same terms and conditions. The extension of the term of any of the Master Leases is subject to the following conditions: (1) no event of default under any of the Master Leases having occurred and been continuing; and (2) the tenants providing timely notice of their intent to renew. The term of the Master Leases is subject to termination prior to the expiration of the current term upon default by the tenants in their obligations, if not cured within any applicable cure periods set forth in the Master Leases. If the Company elects to renew the term of a Master Lease, the renewal will be effective to all, but not less than all, of the leased property then subject to the Master Lease. Additionally, four of the 97 facilities leased from CareTrust include an option to purchase that the Company can exercise starting on December 1, 2024.

The Company does not have the ability to terminate the obligations under a Master Lease prior to its expiration without CareTrust's consent. If a Master Lease is terminated prior to its expiration other than with CareTrust's consent, the Company may be liable for damages and incur charges such as continued payment of rent through the end of the lease term as well as maintenance and repair costs for the leased property.

The rent structure under the Master Leases includes a fixed component, subject to annual escalation equal to the lesser of (1) the percentage change in the Consumer Price Index (but not less than zero) or (2) 2.5%. In addition to rent, the Company is required to pay the following: (1) all impositions and taxes levied on or with respect to the leased properties (other than taxes on the income of the lessor); (2) all utilities and other services necessary or appropriate for the leased properties and the business conducted on the leased properties; (3) all insurance required in connection with the leased properties and the business conducted on the leased properties; (4) all facility maintenance and repair costs; and (5) all fees in connection with any licenses or authorizations necessary or appropriate for the leased properties and the business conducted on the leased properties. The terms and conditions of the one stand-alone lease are substantially the same as those for the master leases described above. Total rent expense for continuing operations under the Master Leases was approximately \$66,439, \$64,178 and \$59,571 for the years ended December 31, 2023, 2022 and 2021, respectively.

Among other things, under the Master Leases, the Company must maintain compliance with specified financial covenants measured on a quarterly basis, including a portfolio coverage ratio and a minimum rent coverage ratio. The Master Leases also include certain reporting, legal and authorization requirements. The Company is in compliance with requirements of the Master Leases as of December 31, 2023.

In connection with the spin-off that occurred in 2019, the Company guaranteed certain leases of Pennant based on the underlying terms of the leases. The Company does not consider these guarantees to be probable and the likelihood of Pennant defaulting is remote, and therefore no liabilities have been accrued.

## NOTES TO THE CONSOLIDATED FINANCIAL STATEMENTS - (Continued)

The Company leases facilities where its independent subsidiaries operate and certain administrative offices under non-cancelable operating leases, most of which have initial lease terms ranging from five to 20 years. In addition, the Company leases certain of its equipment under non-cancelable operating leases with initial terms ranging from three to five years. Most of these leases contain renewal options, certain of which involve rent increases. Total rent expense for continuing operations inclusive of straight-line rent adjustments and rent associated with the Master Leases noted above, was \$197,856, \$153,174 and \$139,458 for the years ended December 31, 2023, 2022 and 2021, respectively.

Eighty of the Company's independent subsidiaries, excluding the subsidiaries that are operated under the Master Leases with CareTrust, are operated under 13 separate master lease arrangements. During 2023, the Company expanded its operations through three separate master lease arrangements for 22 stand-alone skilled nursing operations, of which 19 are operated by the Company's independent subsidiaries and the remaining three are subleased to a third-party operator. These three master leases increased the lease liabilities and right-of-use assets by \$346,789 to reflect the new lease obligations and have initial lease terms of 18, 20 and 20 years, respectively. Under these master leases, a default at a single facility could subject one or more of the other facilities covered by the same master lease to the same default risk. Failure to comply with Medicare and Medicaid provider requirements is a default under several of the Company's leases, master lease agreements and debt financing instruments. In addition, other potential defaults related to an individual facility may cause a default of an entire master lease portfolio and could trigger cross-default provisions in the Company's outstanding debt arrangements and other leases. With an indivisible lease, it is difficult to restructure the composition of the portfolio or economic terms of the lease without the consent of the landlord.

The components of operating lease expense are as follows:

|  | Year Ended December 31, |                   |                   |
|--|-------------------------|-------------------|-------------------|
|  | 2023                    | 2022              | 2021              |
| Rent - cost of services <sup>(1)</sup>       | \$ 197,358              | \$ 153,049        | \$ 139,371        |
| General and administrative expense           | 498                     | 125               | 87                |
| Depreciation and amortization <sup>(2)</sup> | 1,202                   | 1,160             | 1,158             |
| Variable lease costs <sup>(3)</sup>          | 20,454                  | 16,938            | 14,077            |
|  | <b>\$ 219,512</b>       | <b>\$ 171,272</b> | <b>\$ 154,693</b> |

(1) Rent- cost of services includes deferred rent expense adjustments of \$870, \$493 and \$485 for the years ended December 31, 2023, 2022 and 2021, respectively. Additionally, rent- cost of services includes other variable lease costs such as consumer price index increases and short-term leases of \$10,259, \$5,878, \$3,702 for the years ended December 31, 2023, 2022, and 2021 respectively.

(2) Depreciation and amortization is related to the amortization of favorable and direct lease costs.

(3) Variable lease costs, including property taxes and insurance, are classified in cost of services in the Company's consolidated statements of income.

Future minimum lease payments for all third-party leases as of December 31, 2023 are as follows:

| Year  | Amount              |
|---|---------------------|
| 2024  | \$ 191,352          |
| 2025  | 191,269             |
| 2026  | 191,058             |
| 2027  | 190,481             |
| 2028  | 189,224             |
| Thereafter                                      | 1,722,259           |
| <b>TOTAL LEASE PAYMENTS</b>                     | <b>2,675,643</b>    |
| Less: present value adjustment                  | (953,791)           |
| <b>PRESENT VALUE OF TOTAL LEASE LIABILITIES</b> | <b>1,721,852</b>    |
| Less: current lease liabilities                 | (82,526)            |
| <b>LONG-TERM OPERATING LEASE LIABILITIES</b>    | <b>\$ 1,639,326</b> |

Operating lease liabilities are based on the net present value of the remaining lease payments over the remaining lease term. In determining the present value of lease payments, the Company used its incremental borrowing rate based on the information available at the lease commencement date. As of December 31, 2023 and 2022, the weighted average remaining lease term is 14.9 years and 15.0 years and the weighted average discount rate used to determine the operating lease liabilities is 6.5% and 6.7%.

Subsequent to December 31, 2023, the Company amended an existing separate master lease arrangement to add two stand-alone skilled nursing facilities and extend the initial term to 20 years. This added a total of 241 operational skilled nursing beds operated by the Company's independent subsidiaries and the aggregate impact to the carrying value of lease liabilities and right-of-use assets related to the separate master lease agreement is estimated to be approximately \$30,980.

**Lessor Activities**

The Company leases its owned real estate properties to third-party operators, of which 29 senior living operations are operated by Pennant. All of these properties are triple-net leases, whereby the respective tenants are responsible for all costs at the properties including: (1) all impositions and taxes levied on or with respect to the leased properties (other than taxes on the income of the lessor); (2) all utilities and other services necessary or appropriate for the leased properties and the business conducted on the leased properties; (3) all insurance required in connection with the leased properties and the business conducted on the leased properties; (4) all facility maintenance and repair costs; and (5) all fees in connection with any licenses or authorizations necessary or appropriate for the leased properties and the business conducted on the leased properties. The initial terms range from 14 to 16 years.

During 2023, the Company entered into a sublease agreement for three stand-alone skilled nursing operations with a third-party operator with an initial lease term of 18 years. Additionally, during the year, the Company entered into a lease agreement with a third-party operator for one campus operation with an initial lease term of 15 years.

Total rental income from all third-party sources for the years ended December 31, 2023, 2022 and 2021 is as follows:

|                                  | Year Ended December 31, |                  |                  |
|----------------------------------|-------------------------|------------------|------------------|
|                                  | 2023                    | 2022             | 2021             |
| Pennant <sup>(1)</sup>           | \$ 15,048               | \$ 14,915        | \$ 14,073        |
| Other third-party <sup>(2)</sup> | 6,236                   | 1,842            | 1,912            |
| <b>TOTAL</b>                     | <b>\$ 21,284</b>        | <b>\$ 16,757</b> | <b>\$ 15,985</b> |

(1) Pennant rental income includes variable rent such as property taxes of \$1,296, \$1,318, and \$1,199 during the year ended December 31, 2023, 2022, and 2021. In addition, the number of senior living operations leased to and operated by Pennant was 29 during the year ended December 31, 2023 and decreased from 32 to 29 during the year ended December 31, 2022.

(2) Other third-party includes rental revenue associated with the Company's subleases to third parties of \$3,897 for the year ended December 31, 2023. There was no sublease rental revenue for the years ended December 31, 2022 and 2021.

Future annual rental income for all third-party leases as of December 31, 2023 were as follows:

| Year         | Amount <sup>(1)</sup> |
|--------------|-----------------------|
| 2024         | \$ 22,191             |
| 2025         | 21,565                |
| 2026         | 21,269                |
| 2027         | 21,176                |
| 2028         | 21,151                |
| Thereafter   | 129,586               |
| <b>TOTAL</b> | <b>\$ 236,938</b>     |

(1) Annual rental income includes base rents and variable rental income pursuant to existing leases as of December 31, 2023.

**18. DEFINED CONTRIBUTION PLANS**

The Company has a 401(k) defined contribution plan (the 401(k) Plan), whereby eligible employees may contribute up to 90% of their annual basic earnings, subject to applicable annual Internal Revenue Code limits. Additionally, the 401(k) Plan provides for discretionary matching contributions (as defined in the 401(k) Plan) by the Company. The Company expensed matching contributions to the 401(k) Plan of \$2,836, \$2,418, and \$2,121 during the years ended December 31, 2023, 2022 and 2021, respectively.

The Company has a non-qualified deferred compensation plan (DCP), whereby certain highly compensated employees who are otherwise ineligible to participate in the Company's 401(k) plan, may defer the receipt of a portion of their base compensation and, for certain employees, up to 100% of their eligible bonuses. Additionally, the DCP allows for the employee deferrals to be deposited into a rabbi trust and the funds are generally invested in individual variable life insurance contracts owned by the Company that are specifically designed to fund savings plans of this nature. The Company paid for related administrative costs, which were not significant during fiscal years 2023, 2022 and 2021.



## NOTES TO THE CONSOLIDATED FINANCIAL STATEMENTS - (Continued)

As of the years ended December 31, 2023 and 2022, the Company accrued \$49,201 and \$33,017, respectively, as long term deferred compensation in other long term liabilities on the consolidated balance sheet. Cash surrender value of the contracts is based on investment funds that shadow the investment allocations specified by participants in the deferred compensation plan. Refer to Note 5, *Fair Value Measurements* for more information on the funds.

For the years ended December 31, 2023 and 2021, the Company recorded gains related to its DCP of \$4,634 and \$1,612, respectively, which are included in other income (expense), net, and recorded offsetting expenses of \$4,887 and \$1,758, respectively, which are allocated between cost of services and general and administrative expenses. For the year ended December 31, 2022, the Company recorded a loss related to its DCP of \$4,188, which is included in other income (expense), net, and recorded an offsetting reduction in expense of \$4,051, which is allocated between cost of services and general and administrative expenses.

**19. SELF INSURANCE LIABILITIES**

The following table represents activity in our insurance liabilities as of and for the years ended December 31, 2023 and 2022:

|  | Amount     |
|--|------------|
| <b>Balance January 1, 2022</b>                   | \$ 110,139 |
| Current year provisions                          | 115,793    |
| Claims paid and direct expenses                  | (98,007)   |
| Change in long-term insurance losses recoverable | 3,757      |
| <b>Balance December 31, 2022</b>                 | \$ 131,682 |
| Current year provisions                          | 164,627    |
| Claims paid and direct expenses                  | (135,799)  |
| Change in long-term insurance losses recoverable | 5,400      |
| <b>Balance December 31, 2023</b>                 | \$ 165,910 |

Included in the table above are accrued general liability and professional malpractice liabilities on an undiscounted basis, net of anticipated insurance recoveries, of \$117,744 and \$87,000 as of December 31, 2023 and 2022, respectively. Included in long-term insurance losses recoverable as of December 31, 2023 and 2022 are anticipated insurance recoveries related to the Company's general and professional liability claims that are recorded on a gross rather than net basis in accordance with GAAP.

**20. COMMITMENTS AND CONTINGENCIES**

**Indemnities** — From time to time, the Company enters into certain types of contracts that contingently require the Company to indemnify parties against third-party claims. These contracts primarily include (i) certain real estate leases, under which the Company may be required to indemnify property owners or prior facility operators for post-transfer environmental obligations or other liabilities and other claims arising from the Company's use of the applicable premises, (ii) operations transfer agreements, in which the Company agrees to indemnify past operators of facilities the Company acquires against certain liabilities arising from the transfer of the operation and/or the operation thereof after the transfer to the Company's independent subsidiary, (iii) certain lending agreements, under which the Company may be required to indemnify the lender against various claims and liabilities, and (iv) certain agreements with the Company's officers, directors and others, under which the Company may be required to indemnify such persons for liabilities based on the nature of their relationship to the Company. The terms of such obligations vary by contract and, in most instances, do not expressly state or include a specific or maximum dollar amount. Generally, amounts under these contracts cannot be reasonably estimated until a specific claim is asserted. Consequently, because no claims have been asserted, no liabilities have been recorded for these obligations on the Company's consolidated balance sheets for any of the periods presented.

In connection with the spin-off in 2019, certain landlords required, in exchange for their consent to the transaction, that the Company's lease guarantees remain in place for a certain period of time following the transaction. These guarantees could result in significant additional liabilities and obligations for the Company if Pennant were to default on their obligations under their leases with respect to these properties.

**Litigation and Regulatory Matters** — Laws and regulations governing Medicare and Medicaid programs are complex and subject to review and interpretation. Compliance with such laws and regulations is evaluated regularly, the results of which can be subject to future governmental review and interpretation, and can include significant regulatory action including fines, penalties, and exclusion from certain governmental programs. Included in these laws and regulations is monitoring performed by the Office of Civil Rights which covers the Health Insurance Portability and Accountability Act of 1996, the terms of which require healthcare providers (among other things) to safeguard the privacy and security of certain patient protected health information.

Both government and private pay sources have instituted cost-containment measures designed to limit payments made to providers of healthcare services, and there can be no assurance that future measures designed to limit payments made to providers will not adversely affect us.

The Company and its independent subsidiaries are party to various legal actions and administrative proceedings and are subject to various claims arising in the ordinary course of business, including claims that services provided to patients by the Company's independent subsidiaries have resulted in injury or death, and claims related to employment and commercial matters. For example, in a four-week medical negligence trial in the State of Arizona, the jury returned a verdict against one of the Company's independent subsidiaries in late November 2023. The Company intends to appeal the verdict. The Company has in the past appealed and have in some circumstances received returned decisions in its favor. Although the Company intends to vigorously defend against these claims and in general these types of claims and cases, there can be no assurance that the outcomes of these matters will not have a material adverse effect on operational results and financial condition. Additionally, in certain states in which the Company has or has had independent subsidiaries, insurance coverage for the risk of punitive damages arising from general and professional liability litigation may not be available due to state law and/or public policy prohibitions. There can be no assurance that the Company or its independent subsidiaries will not be liable for punitive damages awarded in litigation arising in states for which punitive damage insurance coverage is not available.

The skilled nursing and post-acute care industry is heavily regulated. As such, the Company and its independent subsidiaries are continuously subject to state and federal regulatory scrutiny, supervision and control in the ordinary course of business. Such regulatory scrutiny often includes inquiries, investigations, examinations, audits, site visits and surveys, some of which are non-routine. In addition to being subject to direct regulatory oversight from state and federal agencies, the skilled nursing and post-acute care industry is also subject to regulatory requirements which, if noncompliance is identified, could result in civil, administrative or criminal fines, penalties or restitutionary relief, and reimbursement; authorities could also seek the suspension or exclusion of the provider or individual from participation in their programs. The Company believes that there has been, and will continue to be, an increase in governmental investigations of post-acute providers, particularly in the area of Medicare/Medicaid false claims, as well as an increase in enforcement actions resulting from these investigations. Adverse determinations in civil legal proceedings or governmental investigations, whether currently asserted or arising in the future, could have a material adverse effect on the Company's financial position, results of operations, and cash flows. Additionally, such proceedings and/or investigation can be a distraction to the business.

For example, in 2020, the U.S. House of Representatives Select Subcommittee on the Coronavirus Crisis launched a nation-wide investigation into the COVID-19 pandemic, which included the impact of the coronavirus on residents and employees in nursing homes. In June 2020, the Company and its independent subsidiaries received a document and information request from the House Select Subcommittee. The Company and its independent subsidiaries cooperated in responding to this inquiry. In July 2022 and thereafter, the Company and its independent subsidiaries received follow up requests for additional documents and information. The Company and its independent subsidiaries responded to these requests and cooperated with the House Select Subcommittee in connection with its investigation. On December 9, 2022, the House Select Subcommittee issued its final report summarizing its investigation and related recommendations designed "to strengthen the nation's ability to prevent and respond to public health and economic emergencies." According to the information provided by the House Select Subcommittee, the issuance of this report was the House Select Subcommittee's final official act in connection with their assigned responsibilities. Also, the Company, on behalf of its independent subsidiaries, received a Civil Investigative Demand (CID) from the U.S. Department of Justice (DOJ) in January of 2024 indicating that the DOJ is investigating the Company to determine whether it has caused the submission of claims to Medicare and Texas Medicaid for services which were unnecessary or otherwise not consistent with existing reimbursement requirements. The CID covers the period from January 1, 2016, to the present. As a general matter, the Company's independent subsidiaries maintain policies and procedures to promote compliance with all applicable Medicare and Medicaid requirements, including but not limited to those relating to the presentation of claims for reimbursement for services provided. The Company intends to fully cooperate with the DOJ in response to the CID. However, the Company cannot predict the outcome of the investigation or its potential impact on the consolidated financial statements.

In addition to the potential lawsuits and claims described above, the Company and its independent subsidiaries are also subject to potential lawsuits under the FCA and comparable state laws alleging submission of fraudulent claims for services to any healthcare program (such as Medicare or Medicaid) or other payor. A violation may provide the basis for exclusion from federally funded healthcare programs. Such exclusions could have a correlative negative impact on the Company's financial performance. In addition, and pursuant to the qui tam or "whistleblower" provisions of the FCA, a private individual with knowledge of fraud or potential fraud may bring a claim on behalf of the federal government and receive a percentage of the federal government's recovery. Due to these whistleblower incentives, qui tam lawsuits have become more frequent.

For example, on May 31, 2018, the Company, on behalf of its independent subsidiaries, received a CID from the DOJ stating that it was investigating to determine whether there had been a violation of the False Claims Act (FCA) and/or the Anti-Kickback Statute (AKS) with respect to the relationships between certain of the Company's independent subsidiaries and persons who serve or have served as medical directors. The Company fully cooperated with the DOJ and promptly responded to its requests for information. In April 2020, the Company was advised that the DOJ declined to intervene in any subsequent action filed in connection with the subject matter of this investigation. Despite the decision of the DOJ to decline to participate in litigation based on the subject matter of its previously issued CID, the involved qui tam relator moved forward with the complaint in December 2020. From that time until December 2023, and notwithstanding the Company's success in early pre-trial motions, the Company continued to incur legal defense costs and fees, including significant amounts as part of discovery in the fourth quarter of 2023. In early January 2024, the Company entered into mediation and on January 19, 2024, the parties agreed to settle the civil case for \$48,000, subject to the review of the DOJ and other relevant government entities. The settlement does not include admissions on the part of the Company or its independent subsidiaries and the Company maintains that it has and continues to comply with all applicable State and Federal statutes (including but not limited to the FCA and the AKS).

In addition to the FCA, some states, including California, Arizona and Texas, have enacted similar whistleblower and false claims laws and regulations. Further, the Deficit Reduction Act of 2005 created incentives for states to enact anti-fraud legislation modeled on the FCA. As such, the Company and its independent subsidiaries could face increased scrutiny, potential liability and legal expenses and costs based on claims under state false claims acts in markets in which its independent subsidiaries do business.

In May 2009, Congress passed the FERA which made significant changes to the FCA and expanded the types of activities subject to prosecution and whistleblower liability. Following changes by FERA, health care providers face significant penalties for the knowing retention of government overpayments, even if no false claim was involved. Health care providers can now be liable for knowingly and improperly avoiding or decreasing an obligation to pay money or property to the government. This includes the retention of any government overpayment. The government can argue, therefore, that an FCA violation can occur without any affirmative fraudulent action or statement, as long as the action or statement is knowingly improper. In addition, FERA extended protections against retaliation for whistleblowers, including protections not only for employees, but also contractors and agents. Thus, an employment relationship is generally not required in order to qualify for protection against retaliation for whistleblowing.

Healthcare litigation (including class action litigation) is common and is filed based upon a wide variety of claims and theories, and the Company's independent subsidiaries are routinely subjected to varying types of claims, including class action "staffing" suits where the allegation is understaffing at the facility level. These class-action "staffing" suits have the potential to result in large jury verdicts and settlements and may result in significant legal costs. The Company expects the plaintiffs' bar to continue to be aggressive in their pursuit of these staffing and similar claims. While the Company has been able to settle these claims without an ongoing material adverse effect on its business, future claims could be brought that may materially affect its business, financial condition and results of operations.

Other claims and suits, including class actions, continue to be filed against the Company and other companies in its industry. The Company and its independent subsidiaries have been subjected to, and are currently involved in, class action litigation alleging violations (alone or in combination) of state and federal wage and hour laws as related to the alleged failure to pay wages, to timely provide and authorize meal and rest breaks, and related causes of action. The Company does not believe that the ultimate resolution of these actions will have an ongoing material adverse effect on the Company's business, cash flows, financial condition or results of operations.

The Company and its independent subsidiaries are also subject to requests for information and investigations by other state and federal governmental entities (e.g., Offices of the Attorney General and Offices of the Inspector General). The Company cannot predict or provide any assurance as to the possible outcome of any inquiry, investigation or litigation. If any such inquiry, investigation or litigation were to proceed, and the Company and its independent subsidiaries are subjected to, alleged to be liable for, or agree to a settlement of, claims or obligations under federal Medicare statutes, the FCA, or similar state and federal statutes and related regulations, or if the Company or its independent subsidiaries are alleged or found to be liable on theories of general or professional negligence or wage and hour violations, the Company's business, financial condition and results of operations and cash flows could be materially and adversely affected and its stock price could be adversely impacted. Among other things, any settlement or litigation could involve the payment of substantial sums to settle any alleged violations and may also include the assumption of specific procedural and financial obligations by the Company or its independent subsidiaries under a Corporate Integrity Agreement and/or other such arrangement.

**Cost-Containment Measures** — Both government and private pay sources have instituted cost-containment measures designed to limit payments made to providers of healthcare services, and there can be no assurance that future measures designed to limit payments made to providers will not adversely affect the Company.

**Medicare Revenue Recoupments** — The Company's independent subsidiaries are subject to regulatory reviews relating to the provision of Medicare services, billings and potential overpayments as a result of Recovery Audit Contractors (RAC), Program Safeguard Contractors, and Medicaid Integrity Contractors programs (collectively referred to as Reviews). For several months during the COVID-19 pandemic, the Centers for Medicare and Medicaid Services (CMS) suspended its Targeted Probe and Educate (TPE) Program. Beginning in August 2020, CMS resumed TPE Program activity. If an operation fails a Review and/or subsequent Reviews, the operation could then be subject to extended review or an extrapolation of the identified error rate to billings in the same time period. The Company anticipates that these Reviews could increase in frequency in the future. As of December 31, 2023 and through the filing date of this report, 40 of the Company's independent subsidiaries had Reviews scheduled or in process.

In June 2023, CMS announced a new nationwide audit, the "SNF 5-Claim Probe & Educate Review", in which the Medicare Administrative Contractors (MACs) will review five claims from each SNF to check for compliance. In implementing this SNF 5-Claim Probe & Educate Review, CMS acknowledged that the increase in observed improper payments from 2021 to 2022 may have arisen from a "misunderstanding" by SNFs about how to appropriately bill for claims of service after October 1, 2019. All facilities that are not undergoing TPE reviews, or have not recently passed a TPE review, will be subject to the nationwide audit. MACs will complete only one round of probe-and-educate for each SNF, rather than three rounds that typically occur in the TPE. Additionally, CMS's education for each SNF will be individualized and based on observed claim review errors, with rationales for denial explained to the SNF on a claim-by-claim basis. This program applies only to claims submitted after October 1, 2019, and will exclude claims containing a COVID-19 diagnosis.

### Concentrations

**Credit Risk** — The Company has significant accounts receivable balances, the collectability of which is dependent on the availability of funds from certain governmental programs, primarily Medicare and Medicaid. These receivables represent the only significant concentration of credit risk for the Company. The Company does not believe there are significant credit risks associated with these governmental programs. The Company believes that an appropriate allowance has been recorded for the possibility of these receivables proving uncollectible, and continually monitors and adjusts these allowances as necessary.

The Company's receivables from Medicare and Medicaid payor programs accounted for 53.4% and 56.3% of its total accounts receivable as of December 31, 2023 and 2022, respectively. Revenue from reimbursement under the Medicare and Medicaid programs accounted for 72.6%, 73.7% and 73.6% of the Company's revenue for the years ended December 31, 2023, 2022 and 2021, respectively.

**Cash in Excess of FDIC Limits** — The Company currently has bank deposits with financial institutions in the U.S. that exceed FDIC insurance limits. FDIC insurance provides protection for bank deposits up to \$250. In addition, the Company has uninsured bank deposits with a financial institution outside the U.S. As of December 31, 2023, the Company's uninsured cash deposits are not material. All uninsured bank deposits are held at high quality credit institutions.

**21. COMMON STOCK REPURCHASE PROGRAM**

On August 29, 2023, the Board of Directors approved a stock repurchase program pursuant to which the Company could repurchase up to \$20,000 of its common stock under the program for a period of approximately 12 months from September 1, 2023. Under this program, the Company is authorized to repurchase its issued and outstanding common shares from time to time in open-market and privately negotiated transactions and block trades in accordance with federal securities laws. The share repurchase program does not obligate us to acquire any specific number of shares. The Company did not purchase any shares pursuant to this stock repurchase program during the year ended December 31, 2023.

On July 28, 2022, the Board of Directors approved a stock repurchase program pursuant to which the Company could repurchase up to \$20,000 of its common stock under the program for a period of approximately 12 months from August 2, 2022. Under this program, the Company was authorized to repurchase its issued and outstanding common shares from time to time in open-market and privately negotiated transactions and block trades in accordance with federal securities laws. The share repurchase program did not obligate the Company to acquire any specific number of shares. The stock repurchase program expired on August 2, 2023 and is no longer in effect. The Company did not purchase any shares pursuant to this stock repurchase program.

In addition, the Company repurchased 404 shares of its common stock for \$29,882 during the year ended December 31, 2022, and 132 shares of its common stock for \$10,118 during the year ended December 31, 2021, related to two separate stock repurchase programs that are no longer in effect.

**Item 9. CHANGES IN AND DISAGREEMENTS WITH ACCOUNTANTS ON ACCOUNTING AND FINANCIAL DISCLOSURES**

None.

**Item 9A. CONTROLS AND PROCEDURES****(a) Conclusion Regarding the Effectiveness of Disclosure Controls and Procedures**

The Company maintains disclosure controls and procedures that are designed to ensure that information we are required to disclose in reports that we file or submit under the Exchange Act is recorded, processed, summarized and reported within the time periods specified in Securities and Exchange Commission rules and forms. Disclosure controls and procedures include, without limitation, controls and procedures designed to ensure that information required to be disclosed by a company in the reports that it files or submits under the Exchange Act is accumulated and communicated to its management, including its principal executive and principal financial officers, or persons performing similar functions, as appropriate to allow timely decisions regarding required disclosure. In designing and evaluating our disclosure controls and procedures, our management recognized that any system of controls and procedures, no matter how well designed and operated, can provide only reasonable assurance of achieving the desired control objectives, as ours are designed to do, and management necessarily was required to apply its judgment in evaluating the cost-benefit relationship of possible controls and procedures.

In connection with the preparation of this Annual Report on Form 10-K our management evaluated, with the participation of our Chief Executive Officer and our Chief Financial Officer, the effectiveness of our disclosure controls and procedures, as such term is defined under Rule 13a-15(e) promulgated under the Exchange Act. Based on this evaluation, our Chief Executive Officer and our Chief Financial Officer have concluded that our disclosure controls and procedures were effective as of the end of the period covered by this Annual Report on Form 10-K.

**(b) Management's Report on Internal Control over Financial Reporting**

Our management is responsible for establishing and maintaining adequate internal control over financial reporting, as defined in Rule 13a-15(f) promulgated under the Exchange Act. Internal control over financial reporting is a process designed to provide reasonable assurance regarding the reliability of financial reporting and the preparation of financial statements for external purposes in accordance with generally accepted accounting principles. Because of its inherent limitations, internal control over financial reporting may not prevent or detect misstatements. Also, projections of any evaluation of effectiveness to future periods are subject to the risk that controls may become inadequate because of changes in conditions, or that the degree of compliance with the policies or procedures may deteriorate.

Our management, with the participation of our Chief Executive Officer and our Chief Financial Officer, evaluated the effectiveness of our internal control over financial reporting using the criteria set forth by the Committee of Sponsoring Organizations of the Treadway Commission in *Internal Control - Integrated Framework (2013)*. As a result of this assessment, management concluded that, as of December 31, 2023, our internal control over financial reporting was effective in providing reasonable assurance regarding the reliability of financial reporting and the preparation of financial statements for external purposes in accordance with generally accepted accounting principles.

Our independent registered public accounting firm, Deloitte & Touche LLP, has audited the consolidated financial statements included in this Annual Report on Form 10-K and, as part of their audit, has issued an audit report, included herein, on the effectiveness of our internal control over financial reporting. Their report is set forth below.

**(c) Changes in Internal Control over Financial Reporting**

There were no changes in our internal control over financial reporting, as defined in Rule 13a-15(f) promulgated under the Exchange Act, that occurred during the fourth quarter of fiscal 2023 that have materially affected, or are reasonably likely to materially affect, our internal control over financial reporting.

**(d) Report of Independent Registered Public Accounting Firm**

To the Stockholders and the Board of Directors of  
The Ensign Group, Inc.  
San Juan Capistrano, California

### **Opinion on Internal Control over Financial Reporting**

We have audited the internal control over financial reporting of The Ensign Group, Inc. and subsidiaries (the "Company") as of December 31, 2023, based on criteria established in Internal Control — Integrated Framework (2013) issued by the Committee of Sponsoring Organizations of the Treadway Commission (COSO). In our opinion, the Company maintained, in all material respects, effective internal control over financial reporting as of December 31, 2023, based on criteria established in Internal Control — Integrated Framework (2013) issued by COSO.

We have also audited, in accordance with the standards of the Public Company Accounting Oversight Board (United States) (PCAOB), the consolidated financial statements as of and for the year ended December 31, 2023, of the Company and our report dated February 1, 2024, expressed an unqualified opinion on those financial statements.

### **Basis for Opinion**

The Company's management is responsible for maintaining effective internal control over financial reporting and for its assessment of the effectiveness of internal control over financial reporting, included in the accompanying Management's Report on Internal Control over Financial Reporting. Our responsibility is to express an opinion on the Company's internal control over financial reporting based on our audit. We are a public accounting firm registered with the PCAOB and are required to be independent with respect to the Company in accordance with the U.S. federal securities laws and the applicable rules and regulations of the Securities and Exchange Commission and the PCAOB.

We conducted our audit in accordance with the standards of the PCAOB. Those standards require that we plan and perform the audit to obtain reasonable assurance about whether effective internal control over financial reporting was maintained in all material respects. Our audit included obtaining an understanding of internal control over financial reporting, assessing the risk that a material weakness exists, testing and evaluating the design and operating effectiveness of internal control based on the assessed risk, and performing such other procedures as we considered necessary in the circumstances. We believe that our audit provides a reasonable basis for our opinion.

### **Definition and Limitations of Internal Control over Financial Reporting**

A company's internal control over financial reporting is a process designed to provide reasonable assurance regarding the reliability of financial reporting and the preparation of financial statements for external purposes in accordance with generally accepted accounting principles. A company's internal control over financial reporting includes those policies and procedures that (1) pertain to the maintenance of records that, in reasonable detail, accurately and fairly reflect the transactions and dispositions of the assets of the company; (2) provide reasonable assurance that transactions are recorded as necessary to permit preparation of financial statements in accordance with generally accepted accounting principles, and that receipts and expenditures of the company are being made only in accordance with authorizations of management and directors of the company; and (3) provide reasonable assurance regarding prevention or timely detection of unauthorized acquisition, use, or disposition of the company's assets that could have a material effect on the financial statements.

Because of its inherent limitations, internal control over financial reporting may not prevent or detect misstatements. Also, projections of any evaluation of effectiveness to future periods are subject to the risk that controls may become inadequate because of changes in conditions, or that the degree of compliance with the policies or procedures may deteriorate.

/s/ DELOITTE & TOUCHE LLP

Costa Mesa, California February 1, 2024

### **Item 9B. OTHER INFORMATION**

#### *Rule 10b5-1 Plan Elections*

Christopher R. Christensen, Co-founder, Executive Chairman and Chairman of the Board, entered into a Rule 10b5-1 trading arrangement on November 2, 2023 (the "Rule 10b5-1 Plan"). Mr. Christensen's 10b5-1 Plan provides for the potential sale of up to 110,700 shares of the Company's common stock between February 6, 2024 and December 31, 2024.

Beverly B. Wittekind, Vice President & General Counsel, entered into a Rule 10b5-1 trading arrangement on December 8, 2023 (the "Rule 10b5-1 Plan"). Ms. Wittekind's 10b5-1 Plan provides for the potential exercise of vested stock options and the associated sale of up to 10,000 shares of the Company's common stock between March 14, 2024 and October 31, 2024.

These Rule 10b5-1 trading arrangements were entered into during open trading windows and are intended to satisfy the affirmative defense conditions of Rule 10b5-1 (c) under the Securities Exchange Act of 1934, as amended, and the Company's policies regarding transactions in Company securities.

### **Item 9C. DISCLOSURE REGARDING FOREIGN JURISDICTIONS THAT PREVENT INSPECTIONS**

Not applicable.

## **PART III.**

### **Item 10. DIRECTORS, EXECUTIVE OFFICERS AND CORPORATE GOVERNANCE**

The information required by this Item is hereby incorporated by reference to our definitive proxy statement for the 2024 Annual Meeting of Stockholders.

We have adopted a code of ethics and business conduct that applies to all employees, including our Chief Executive Officer (our principal executive officer) and Chief Financial Officer (our principal financial officer), and employees of our subsidiaries, as well as each member of our Board of Directors. The code of ethics and business conduct is available on our website at [www.ensigngroup.net](http://www.ensigngroup.net) under the Investor Relations section. The information contained in, or that can be

accessed through, our website does not constitute a part of this Annual Report on Form 10-K. We intend to satisfy any disclosure requirement under Item 5.05 of Form 8-K regarding an amendment to, or waiver from, a provision of the code of ethics by posting such information on our website, at the address specified above.

**Item 11. EXECUTIVE COMPENSATION**

The information required by this Item is hereby incorporated by reference to our definitive proxy statement for the 2024 Annual Meeting of Stockholders.

**Item 12. SECURITY OWNERSHIP OF CERTAIN BENEFICIAL OWNERS AND MANAGEMENT AND RELATED STOCKHOLDER MATTERS**

The information required by this Item is hereby incorporated by reference to our definitive proxy statement for the 2024 Annual Meeting of Stockholders.

**Item 13. CERTAIN RELATIONSHIPS AND RELATED TRANSACTIONS AND DIRECTOR INDEPENDENCE**

The information required by this Item is hereby incorporated by reference to our definitive proxy statement for the 2024 Annual Meeting of Stockholders.

**Item 14. PRINCIPAL ACCOUNTANT FEES AND SERVICES**

The information required by this Item is hereby incorporated by reference to our definitive proxy statement for the 2024 Annual Meeting of Stockholders. Our principal accountant is Deloitte & Touche LLP (PCAOB ID No.34).



## PART IV.

## Item 15. EXHIBITS, FINANCIAL STATEMENTS AND SCHEDULES

The following documents are filed as a part of this report:

(a) (1) *Financial Statements:*

The Financial Statements described in Part II. Item 8 and beginning on page 91 are filed as part of this Annual Report on Form 10-K.

(a) (3) *Exhibits:* The following exhibits are filed or furnished with or incorporated by reference this Annual Report on Form 10-K.

| Exhibit No. | Exhibit Description*  | Form | File No.   | Exhibit No. | Filing Date | Filed Herewith |
|-------------|---|------|------------|-------------|-------------|----------------|
| 3.1         | Fifth Amended and Restated Certificate of Incorporation of The Ensign Group, Inc., filed with the Delaware Secretary of State on November 15, 2007                                | 10-Q | 001-33757  | 3.1         | 12/21/2007  |                |
| 3.2         | Certificate of Amendment to the Fifth Amended and Restated Certificate of Incorporation of The Ensign Group, Inc., filed with the Delaware Secretary of State on February 4, 2020 | 10-K | 001-33757  | 3.2         | 2/5/2020    |                |
| 3.3         | Certificate of Amendment to the Fifth Amended and Restated Certificate of Incorporation of The Ensign Group, Inc., filed with the Delaware Secretary of State on May 18, 2023     | 10-Q | 001-33757  | 3.3         | 7/27/2023   |                |
| 3.4         | Amended and Restated Bylaws of The Ensign Group, Inc.   | 10-Q | 001-33757  | 3.2         | 12/21/2007  |                |
| 3.5         | Amendment to the Amended and Restated Bylaws, dated August 5, 2014  | 8-K  | 001-33757  | 3.2         | 8/8/2014    |                |
| 4.1         | Description of the Common stock of The Ensign Group, Inc.   | 10-K | 001-33757  | 4.1         | 2/5/2020    |                |
| 4.2         | Specimen common stock certificate   | S-1  | 333-142897 | 4.1         | 10/5/2007   |                |
| 10.1 +      | The Ensign Group, Inc. 2007 Omnibus Incentive Plan  | S-1  | 333-142897 | 10.3        | 10/5/2007   |                |
| 10.2 +      | Amendment to The Ensign Group, Inc. 2007 Omnibus Incentive Plan   | 8-K  | 001-33757  | 99.2        | 7/28/2009   |                |
| 10.3 +      | Form of 2007 Omnibus Incentive Plan Notice of Grant of Stock Options; and form of Non-Incentive Stock Option Award Terms and Conditions   | S-1  | 333-142797 | 10.4        | 10/5/2007   |                |
| 10.4 +      | Form of 2007 Omnibus Incentive Plan Restricted Stock Agreement  | S-1  | 333-142897 | 10.5        | 10/5/2007   |                |
| 10.5 +      | Form of Indemnification Agreement entered into between The Ensign Group, Inc. and its directors, officers and certain key employees   | S-1  | 333-142897 | 10.6        | 10/5/2007   |                |
| 10.6        | Form of Independent Consulting and Centralized Services Agreement between Ensign Facility Services, Inc. and certain of its subsidiaries  | S-1  | 333-142897 | 10.41       | 5/14/2007   |                |
| 10.7        | Form of Health Insurance Benefit Agreement pursuant to which certain subsidiaries of The Ensign Group, Inc. participate in the Medicare program                                   | S-1  | 333-142897 | 10.48       | 10/19/2007  |                |
| 10.8        | Form of Medi-Cal Provider Agreement pursuant to which certain subsidiaries of The Ensign Group, Inc. participate in the California Medicaid program                               | S-1  | 333-142897 | 10.49       | 10/19/2007  |                |
| 10.9        | Form of Provider Participation Agreement pursuant to which certain subsidiaries of The Ensign Group, Inc. participate in the Arizona Medicaid program                             | S-1  | 333-142897 | 10.50       | 10/19/2007  |                |

| Exhibit No.  | Exhibit Description*  | Form    | File No.   | Exhibit No. | Filing Date | Filed Herewith |
|--------------|---|---------|------------|-------------|-------------|----------------|
| <b>10.10</b> | Form of Contract to Provide Nursing Facility Services under the Texas Medical Assistance Program pursuant to which certain subsidiaries of The Ensign Group, Inc. participate in the Texas Medicaid program   | S-1     | 333-142897 | 10.51       | 10/19/2007  |                |
| <b>10.11</b> | Form of Client Service Contract pursuant to which certain subsidiaries of The Ensign Group, Inc. participate in the Washington Medicaid program   | S-1     | 333-142897 | 10.52       | 10/19/2007  |                |
| <b>10.12</b> | Form of Provider Agreement for Medicaid and UMAP pursuant to which certain subsidiaries of The Ensign Group, Inc. participate in the Utah Medicaid program  | S-1     | 333-142897 | 10.53       | 10/19/2007  |                |
| <b>10.13</b> | Form of Medicaid Provider Agreement pursuant to which a subsidiary of The Ensign Group, Inc. participates in the Idaho Medicaid program   | S-1     | 333-142897 | 10.54       | 10/19/2007  |                |
| <b>10.14</b> | Corporate Integrity Agreement between the Office of Inspector General of the Department of Health and Human Services and The Ensign Group, Inc. dated October 1, 2013.  | 10-K    | 001-33757  | 10.74       | 2/13/2014   |                |
| <b>10.15</b> | Settlement agreement dated October 1, 2013, entered into among the United States of America, acting through the United States Department of Justice and on behalf of the Office of Inspector General ("OIG-HHS") of the Department of Health and Human Services ("HHS") (collectively the "United States") and the Company. | 8-K     | 001-33757  | 10.75       | 5/8/2014    |                |
| <b>10.16</b> | Form of Master Lease by and among certain subsidiaries of The Ensign Group, Inc. and certain subsidiaries of CareTrust REIT, Inc.   | 8-K     | 001-33757  | 10.1        | 6/5/2014    |                |
| <b>10.17</b> | Form of Guaranty of Master Lease by The Ensign Group, Inc. in favor of certain subsidiaries of CareTrust REIT, Inc., as landlords under the Master Leases   | 8-K     | 001-33757  | 10.2        | 6/5/2014    |                |
| <b>10.18</b> | Amended and Restated Credit Agreement as of February 5, 2016, by and among The Ensign Group, Inc., SunTrust Bank, now known as Truist, as administrative agent, and the lenders party thereto   | 8-K     | 001-33757  | 10.1        | 2/8/2016    |                |
| <b>10.19</b> | Second Amended Credit Agreement as of July 19, 2016, by and among The Ensign Group, Inc., SunTrust Bank, now known as Truist, as administrative agent, and the lenders party thereto  | 8-K     | 001-33757  | 10.1        | 7/25/2016   |                |
| <b>10.20</b> | The Ensign Group, Inc. 2017 Omnibus Incentive Plan  | DEF 14A | 001-33757  | A           | 4/13/2017   |                |
| <b>10.21</b> | Form of 2017 Omnibus Incentive Plan Notice of Grant of Stock Options; and form of Non-Incentive Stock Option Award Terms and Conditions   | 10-K    | 001-33757  | 10.87       | 2/8/2018    |                |
| <b>10.22</b> | Form of 2017 Omnibus Incentive Plan Restricted Stock Agreement  | 10-K    | 001-33757  | 10.88       | 2/8/2018    |                |
| <b>10.23</b> | Form of U.S. Department of Housing and Urban Development Healthcare Facility Note and schedule of individual subsidiary loans, by and among The Ensign Group, Inc.'s subsidiaries listed therein and U.S. Department of Housing and Urban Development   | 8-K     | 001-33757  | 10.1        | 1/3/2018    |                |
| <b>10.24</b> | Form of U.S. Department of Housing and Urban Development Security Instrument/Mortgage/Deed of Trust   | 8-K     | 001-33757  | 10.2        | 1/3/2018    |                |
| <b>10.25</b> | Third Amended and Restated Credit Agreement, dated as of October 1, 2019, by and among The Ensign Group, Inc., SunTrust Bank, now known as Truist, as administrative agent, and the lenders party thereto   | 8-K     | 001-33757  | 10.4        | 10/1/2019   |                |
| <b>10.26</b> | Lease Agreement, dated as of October 1, 2019, by and between The Ensign Group, Inc. and The Pennant Group, Inc.   | 8-K     | 001-33757  | 10.5        | 10/1/2019   |                |

| Exhibit No.    | Exhibit Description*  | Form    | File No.  | Exhibit No. | Filing Date | Filed Herewith |
|----------------|---|---------|-----------|-------------|-------------|----------------|
| <b>10.27</b> + | The Ensign Services, Inc. Deferred Compensation Plan  | 10-K    | 001-33757 | 10.1        | 2/3/2021    |                |
| <b>10.28</b> + | First Amendment to The Ensign Services, Inc. Deferred Compensation Plan   | 10-K    | 001-33757 | 10.2        | 2/3/2021    |                |
| <b>10.29</b>   | First Amendment to Third Amended and Restated Credit Agreement, dated as of February 8, 2022, by and among The Ensign Group, Inc., Standard Bearer Healthcare REIT, Inc., Truist Bank (as successor by merger to SunTrust Bank), as administrative agent, and the lenders party thereto | 10-K    | 001-33757 | 10.1        | 2/9/2022    |                |
| <b>10.30</b>   | Second Amendment to Third Amended and Restated Credit Agreement, dated as of April 8, 2022, by and among The Ensign Group, Inc. and Truist Bank, as administrative agent, and the lenders party thereto.  | 8-K     | 001-33757 | 10.1        | 4/12/2022   |                |
| <b>10.31</b> + | The Ensign Group, Inc. 2022 Omnibus Incentive Plan  | DEF 14A | 001-33757 | A           | 4/14/2022   |                |
| <b>10.32</b> + | Form of 2022 Omnibus Incentive Plan Notice of Grant of Stock Options; and form of Non-Incentive Stock Option Award Terms and Conditions   | 10-K    | 001-33757 | 10.32       | 2/2/2023    |                |
| <b>10.33</b> + | Form of 2022 Omnibus Incentive Plan Restricted Stock Agreement  | 10-K    | 001-33757 | 10.33       | 2/2/2023    |                |
| <b>21.1</b>    | Subsidiaries of The Ensign Group, Inc., as amended  |         |           |             |             | X              |
| <b>23.1</b>    | Consent of Deloitte & Touche LLP  |         |           |             |             | X              |
| <b>31.1</b>    | Certification of Chief Executive Officer pursuant to Section 302 of the Sarbanes-Oxley Act of 2002  |         |           |             |             | X              |
| <b>31.2</b>    | Certification of Chief Financial Officer pursuant to Section 302 of the Sarbanes-Oxley Act of 2002  |         |           |             |             | X              |
| <b>32.1</b>    | Certification of Chief Executive Officer pursuant to Section 906 of the Sarbanes-Oxley Act of 2002  |         |           |             |             | X              |
| <b>32.2</b>    | Certification of Chief Financial Officer pursuant to Section 906 of the Sarbanes-Oxley Act of 2002  |         |           |             |             | X              |
| <b>97.0</b> +  | Policy for Recovery of Erroneously Awarded Incentive-Based Compensation   |         |           |             |             | X              |
| <b>101</b>     | Interactive data file (furnished electronically herewith pursuant to Rule 406T of Regulations S-T)  |         |           |             |             |                |
| <b>104</b>     | Cover Page Interactive Data File (formatted as Inline XBRL and contained in Exhibit 101)  |         |           |             |             |                |
| +              | Indicates management contract or compensatory plan.   |         |           |             |             |                |
| *              | Documents not filed herewith are incorporated by reference to the prior filings identified in the table above.  |         |           |             |             |                |

## Item 16. FORM 10-K SUMMARY

Not applicable

## SIGNATURES

Pursuant to the requirements of the Securities Exchange Act of 1934, the registrant has duly caused this report to be signed on its behalf by the undersigned thereunto duly authorized.

February 1, 2024

THE ENSIGN GROUP, INC.

BY: /s/ SUZANNE D. SNAPPER  
 Suzanne D. Snapper  
 Chief Financial Officer, Executive Vice President and Director (Principal Financial Officer and Accounting Officer and Duly Authorized Officer)

Pursuant to the requirements of the Securities Exchange Act of 1934, this Report has been signed below by the following persons on behalf of the Registrant in the capacities and on the dates indicated.

| Signature   | Title   | Date             |
|---|---|------------------|
| <u>/s/ BARRY R. PORT</u><br>Barry R. Port                           | Chief Executive Officer and Director (principal executive officer)  | February 1, 2024 |
| <u>/s/ SUZANNE D. SNAPPER</u><br>Suzanne D. Snapper                 | Chief Financial Officer, Executive Vice President and Director (principal financial officer and accounting officer and duly authorized officer) | February 1, 2024 |
| <u>/s/ CHRISTOPHER R. CHRISTENSEN</u><br>Christopher R. Christensen | Executive Chairman and Chairman of the Board  | February 1, 2024 |
| <u>/s/ ANN S. BLOUIN</u><br>Ann S. Blouin                           | Director  | February 1, 2024 |
| <u>/s/ SWATI B. ABBOTT</u><br>Swati B. Abbott                       | Director  | February 1, 2024 |
| <u>/s/ DAREN J. SHAW</u><br>Daren J. Shaw                           | Director  | February 1, 2024 |
| <u>/s/ JOHN O. AGWUNOBI</u><br>John O. Agwunobi                     | Director  | February 1, 2024 |
| <u>/s/ BARRY M. SMITH</u><br>Barry M. Smith                         | Director  | February 1, 2024 |

| Legal Name                                    | President Company/ Owner          | Jurisdiction of Organization / Formation |
|---|-----------------------------------|--|
| 2016 Health Holdings LLC                      | Standard Bearer Healthcare OP, LP | Nevada                                   |
| 2020 Health Holdings LLC                      | The Ensign Group, Inc.            | Nevada                                   |
| 2410 Stillhouse Health Holdings LLC           | Standard Bearer Healthcare OP, LP | Nevada                                   |
| 24th Street Healthcare Associates LLC         | Bandera Healthcare LLC            | Nevada                                   |
| Adipiscor, LLC                                | The Ensign Group, Inc.            | Nevada                                   |
| Agape Health Holdings LLC                     | Standard Bearer Healthcare OP, LP | Nevada                                   |
| Alice Branch Healthcare LLC                   | Keystone Care LLC                 | Nevada                                   |
| Allen Creek Healthcare, Inc.                  | Pennant Healthcare LLC            | Nevada                                   |
| Alvarado Health Holdings LLC                  | Standard Bearer Healthcare OP, LP | Nevada                                   |
| Amelia Health Holdings LLC                    | Standard Bearer Healthcare OP, LP | Nevada                                   |
| American Lake Healthcare, Inc.                | Pennant Healthcare LLC            | Nevada                                   |
| American Pika Healthcare LLC                  | Pennant Healthcare LLC            | Nevada                                   |
| American Robin Healthcare, Inc.               | Keystone Care LLC                 | Nevada                                   |
| Ann Arbor Health Holdings LLC                 | Standard Bearer Healthcare OP, LP | Nevada                                   |
| Anza Healthcare, Inc.                         | Flagstone Healthcare South LLC    | Nevada                                   |
| Apache Trail Healthcare, Inc.                 | Bandera Healthcare LLC            | Nevada                                   |
| Appaloosa Healthcare, Inc.                    | Ellis Pointe Health Holdings LLC  | Nevada                                   |
| Apple Springs Healthcare, Inc.                | Keystone Care LLC                 | Nevada                                   |
| Armstrong Healthcare, Inc.                    | Keystone Care LLC                 | Nevada                                   |
| Arris Health Services LLC                     | Covalence Health Holdings LLC     | Nevada                                   |
| Arvada Healthcare, Inc.                       | Endura Healthcare LLC             | Nevada                                   |
| Ascent Health Services LLC                    | Bridge Holding Company, LLC       | Nevada                                   |
| Atlantic Memorial Healthcare Associates, Inc. | Flagstone Healthcare South LLC    | Nevada                                   |
| Avalanche Healthcare, Inc.                    | Endura Healthcare LLC             | Nevada                                   |
| Avenues Healthcare, Inc.                      | Milestone Healthcare LLC          | Nevada                                   |
| Avocado Health Holdings LLC                   | Standard Bearer Healthcare OP, LP | Nevada                                   |
| Aztec Healthcare, Inc.                        | Bandera Healthcare LLC            | Nevada                                   |
| Bainbridge Health Holdings LLC                | Standard Bearer Healthcare OP, LP | Nevada                                   |
| Bakorp, L.L.C.                                | PMD Investments, LLC              | Arizona                                  |
| Bandera Healthcare LLC                        | The Ensign Group, Inc.            | Nevada                                   |
| Banner Holdings LLC                           | The Ensign Group, Inc.            | Nevada                                   |
| Bardwell Healthcare, Inc.                     | Endura Healthcare LLC             | Nevada                                   |
| Baseline Healthcare, Inc.                     | Endura Healthcare LLC             | Nevada                                   |
| Bayside Healthcare, Inc.                      | Flagstone Healthcare South LLC    | Nevada                                   |
| Baywood Health Holdings LLC                   | Standard Bearer Healthcare OP, LP | Nevada                                   |
| Beacon Hill Healthcare, Inc.                  | Pennant Healthcare LLC            | Nevada                                   |
| Beacon Purchasing LLC                         | Banner Holdings LLC               | Nevada                                   |
| Bear Creek Senior Living, Inc.                | Pennant Healthcare LLC            | Nevada                                   |
| Bell Villa Care Associates LLC                | Flagstone Healthcare South LLC    | Nevada                                   |
| Bennett Healthcare LLC                        | Pennant Healthcare LLC            | Nevada                                   |
| Bernardo Heights Healthcare, Inc.             | Flagstone Healthcare South LLC    | Nevada                                   |
| Bertetti Healthcare, Inc.                     | Keystone Care LLC                 | Nevada                                   |



|   |   |        |
|---|---|--------|
| Best SW Health Holdings LLC               | Standard Bearer Healthcare OP, LP         | Nevada |
| Big Blue Healthcare LLC                   | Gateway Healthcare LLC                    | Nevada |
| Bijou Health Holdings LLC                 | Standard Bearer Healthcare OP, LP         | Nevada |
| Bijou Healthcare LLC                      | Endura Healthcare LLC                     | Nevada |
| Black Ridge Canyon Healthcare LLC         | Keystone Care LLC                         | Nevada |
| Blackbird Senior Living, Inc.             | Bandera Healthcare LLC                    | Nevada |
| Bluebird Healthcare, Inc.                 | Hopewell Healthcare LLC                   | Nevada |
| Bluebonnet Healthcare, Inc.               | Keystone Care LLC                         | Nevada |
| Bouverie Healthcare Services, Inc.        | Flagstone Healthcare North LLC            | Nevada |
| Brackenridge Healthcare, Inc.             | Keystone Care LLC                         | Nevada |
| Bremer Health Holdings LLC                | Standard Bearer Healthcare OP, LP         | Nevada |
| Brenwood Park Health Holdings LLC         | Standard Bearer Healthcare OP, LP         | Nevada |
| Bridge Holding Company, LLC               | The Ensign Group, Inc.                    | Nevada |
| Bridger Health Holdings LLC               | The Ensign Group, Inc.                    | Nevada |
| Bridgestone Living LLC                    | The Ensign Group, Inc.                    | Nevada |
| Broken Ridge Healthcare, Inc.             | Endura Healthcare LLC                     | Nevada |
| Brownsville Care Associates, Inc.         | Keystone Care LLC                         | Nevada |
| Bruce Neenah Health Holdings LLC          | Standard Bearer Healthcare OP, LP         | Nevada |
| Buffalo Creek Healthcare LLC              | Keystone Care LLC                         | Nevada |
| Burch Creek Health Holdings LLC           | Standard Bearer Healthcare OP, LP         | Nevada |
| C Street Health Associates LLC            | Flagstone Healthcare Central LLC          | Nevada |
| Calavaras Creek Healthcare LLC            | Keystone Care LLC                         | Nevada |
| Camarillo Community Care, Inc.            | Flagstone Healthcare Central LLC          | Nevada |
| Canary Bend Healthcare LLC                | Keystone Care LLC                         | Nevada |
| Cane Island Healthcare, Inc.              | Keystone Care LLC                         | Nevada |
| Canyon Springs Senior Living, Inc.        | Bridgestone Living LLC                    | Nevada |
| Capstone Resources, Inc.                  | Capstone Transportation Investments, Inc. | Nevada |
| Capstone Transportation Investments, Inc. | The Ensign Group, Inc.                    | Nevada |
| Cardiff Healthcare, Inc.                  | Milestone Healthcare LLC                  | Nevada |
| Cardinal Healthcare, Inc.                 | Bandera Healthcare LLC                    | Nevada |
| Carolina Healthcare LLC                   | Hopewell Healthcare LLC                   | Nevada |
| Carrollton Heights Healthcare, Inc.       | Keystone Care LLC                         | Nevada |
| Castle Pines Healthcare LLC               | Endura Healthcare LLC                     | Nevada |
| Castle Rock Healthcare, Inc.              | Endura Healthcare LLC                     | Nevada |
| Cedar City Healthcare LLC                 | Milestone Healthcare LLC                  | Nevada |
| Cedar Ridge Transportation LLC            | Woodland Transportation Holdings LLC      | Nevada |
| Central Avenue Healthcare, Inc.           | Gateway Healthcare LLC                    | Nevada |
| Chaparral Healthcare, Inc.                | Keystone Care LLC                         | Nevada |
| Chateau Julia Healthcare, Inc.            | Endura Healthcare LLC                     | Nevada |
| Cherokee Healthcare, Inc.                 | Gateway Healthcare LLC                    | Nevada |
| Cherry Hills Healthcare, Inc.             | Endura Healthcare LLC                     | Nevada |
| Chickadee Healthcare LLC                  | Keystone Care LLC                         | Nevada |
| Circle Health Holdings LLC                | Standard Bearer Healthcare OP, LP         | Nevada |
| City Heights Health Associates LLC        | Flagstone Healthcare South LLC            | Nevada |
| Claremont Foothills Health Associates LLC | Flagstone Healthcare Central LLC          | Nevada |





|                                    |                                      |         |
|------------------------------------|--------------------------------------|---------|
| Clark Health Holdings LLC          | Standard Bearer Healthcare OP, LP    | Nevada  |
| Claydelle Healthcare LLC           | Flagstone Healthcare South LLC       | Nevada  |
| Clear Skies Healthcare, Inc.       | Flagstone Healthcare South LLC       | Nevada  |
| Cloverleaf Healthcare LLC          | Gateway Healthcare LLC               | Nevada  |
| Coalescence Health Services, LLC   | Bridge Holding Company, LLC          | Nevada  |
| Coldwater Springs Healthcare, Inc. | Bandera Healthcare LLC               | Nevada  |
| Columbia River Healthcare, Inc.    | Pennant Healthcare LLC               | Nevada  |
| Concord Avenue Health Holdings LLC | Standard Bearer Healthcare OP, LP    | Nevada  |
| Congaree Health Holdings LLC       | Standard Bearer Healthcare OP, LP    | Nevada  |
| Conrad Health Holdings LLC         | Standard Bearer Healthcare OP, LP    | Nevada  |
| Constitution Road Healthcare, Inc. | Endura Healthcare LLC                | Nevada  |
| Conway Health Holdings LLC         | Standard Bearer Healthcare OP, LP    | Nevada  |
| Copeland Healthcare, Inc.          | Keystone Care LLC                    | Nevada  |
| Cornet Limited, Inc.               | The Ensign Group, Inc.               | Arizona |
| Costa Victoria Healthcare LLC      | Flagstone Healthcare South LLC       | Nevada  |
| Covalence Health Holdings LLC      | The Ensign Group, Inc.               | Nevada  |
| Cow Creek Healthcare, Inc.         | Keystone Care LLC                    | Nevada  |
| Cress Creek Healthcare LLC         | Pennant Healthcare LLC               | Nevada  |
| Crown Hill Healthcare LLC          | Endura Healthcare LLC                | Nevada  |
| Crystal Lake Healthcare, Inc.      | Keystone Care LLC                    | Nevada  |
| Cypress Creek Healthcare, Inc.     | Keystone Care LLC                    | Nevada  |
| D3T Enterprise, LLC                | Woodland Transportation Holdings LLC | Texas   |
| Da Vinci Healthcare, Inc.          | Bandera Healthcare LLC               | Nevada  |
| Daffodil Healthcare, Inc.          | Keystone Care LLC                    | Nevada  |
| Dark Sky Health Holdings LLC       | Standard Bearer Healthcare OP, LP    | Nevada  |
| Davis Health Holdings LLC          | Standard Bearer Healthcare OP, LP    | Nevada  |
| De Moisy Healthcare LLC            | Milestone Healthcare LLC             | Nevada  |
| Deer Creek Health Holdings LLC     | Standard Bearer Healthcare OP, LP    | Nevada  |
| Deergrass Healthcare, Inc.         | Flagstone Healthcare North LLC       | Nevada  |
| Desert Cove Healthcare, Inc.       | Bandera Healthcare LLC               | Nevada  |
| Desert Lily Healthcare, Inc.       | Bandera Healthcare LLC               | Nevada  |
| Desert Mallow Healthcare, Inc.     | Flagstone Healthcare South LLC       | Nevada  |
| Dessau Healthcare, Inc.            | Keystone Care LLC                    | Nevada  |
| Devonshire Healthcare, Inc.        | Flagstone Healthcare South LLC       | Nevada  |
| Diamond Valley Health Holdings LLC | The Ensign Group, Inc.               | Nevada  |
| Discovery Trail Healthcare, Inc.   | Gateway Healthcare LLC               | Nevada  |
| Dorothy Health Holdings LLC        | Standard Bearer Healthcare OP, LP    | Nevada  |
| Downey Community Care LLC          | Flagstone Healthcare South LLC       | Nevada  |
| Duck Creek Healthcare, Inc.        | Keystone Care LLC                    | Nevada  |
| Dusk Healthcare, Inc.              | Flagstone Healthcare South LLC       | Nevada  |
| Eagle Harbor Healthcare LLC        | Pennant Healthcare LLC               | Nevada  |
| East Mesa Health Holdings LLC      | Standard Bearer Healthcare OP, LP    | Nevada  |
| East River Health Holdings LLC     | Standard Bearer Healthcare OP, LP    | Nevada  |
| Echo Canyon Healthcare, Inc.       | Bandera Healthcare LLC               | Nevada  |
| Eiffel Healthcare LLC              | Keystone Care LLC                    | Nevada  |

---

|                                    |                                   |        |
|------------------------------------|-----------------------------------|--------|
| Elati Health Holdings LLC          | Turnberry Health Holdings LLC     | Nevada |
| Elkhorn Health Holdings LLC        | The Ensign Group, Inc.            | Nevada |
| Ellis Pointe Health Holdings LLC   | Keystone Care LLC                 | Nevada |
| Empirecare Health Associates LLC   | Flagstone Healthcare Central LLC  | Nevada |
| Endura Healthcare LLC              | The Ensign Group, Inc.            | Nevada |
| Ensidium Investments, LLC          | The Ensign Group, Inc.            | Nevada |
| Ensign Cloverdale LLC              | Flagstone Healthcare North LLC    | Nevada |
| Ensign Montgomery LLC              | Flagstone Healthcare North LLC    | Nevada |
| Ensign Palm I LLC                  | Flagstone Healthcare Central LLC  | Nevada |
| Ensign Panorama LLC                | Flagstone Healthcare Central LLC  | Nevada |
| Ensign Pleasanton LLC              | Flagstone Healthcare North LLC    | Nevada |
| Ensign Sabino LLC                  | Bandera Healthcare LLC            | Nevada |
| Ensign San Dimas LLC               | Flagstone Healthcare Central LLC  | Nevada |
| Ensign Santa Rosa LLC              | Flagstone Healthcare North LLC    | Nevada |
| Ensign Services, Inc.              | The Ensign Group, Inc.            | Nevada |
| Ensign Sonoma LLC                  | Flagstone Healthcare North LLC    | Nevada |
| Ensign Whittier East LLC           | Flagstone Healthcare South LLC    | Nevada |
| Ensign Whittier West LLC           | Flagstone Healthcare South LLC    | Nevada |
| Ensign Willits LLC                 | Flagstone Healthcare North LLC    | Nevada |
| Fawn Meadows Health Holdings LLC   | Standard Bearer Healthcare OP, LP | Nevada |
| Flagstone Healthcare Central LLC   | The Ensign Group, Inc.            | Nevada |
| Flagstone Healthcare North LLC     | The Ensign Group, Inc.            | Nevada |
| Flagstone Healthcare South LLC     | The Ensign Group, Inc.            | Nevada |
| Flintrock Falls Healthcare, Inc.   | Keystone Care LLC                 | Nevada |
| Floyde Health Holdings LLC         | Standard Bearer Healthcare OP, LP | Nevada |
| Forney Lake Healthcare, Inc.       | Keystone Care LLC                 | Nevada |
| Forrest Hill Healthcare LLC        | Keystone Care LLC                 | Nevada |
| Fossil Creek Healthcare, Inc.      | Keystone Care LLC                 | Nevada |
| Founders Holdings LLC              | The Ensign Group, Inc.            | Nevada |
| Founders RX LLC                    | Founders Holdings LLC             | Nevada |
| Fox Sparrow Healthcare, Inc.       | Keystone Care LLC                 | Nevada |
| Franklin Avenue Healthcare, Inc.   | Endura Healthcare LLC             | Nevada |
| Franklin Health Holdings LLC       | Standard Bearer Healthcare OP, LP | Nevada |
| Fullerton Healthcare, Inc.         | Flagstone Healthcare South LLC    | Nevada |
| Garwood Health Holdings II LLC     | Standard Bearer Healthcare OP, LP | Nevada |
| Gate Three Healthcare LLC          | Flagstone Healthcare South LLC    | Nevada |
| Gateway Healthcare LLC             | The Ensign Group, Inc.            | Nevada |
| Gem Healthcare, Inc.               | Pennant Healthcare LLC            | Nevada |
| Getzendaner Healthcare, Inc.       | Keystone Care LLC                 | Nevada |
| Glendale Healthcare Associates LLC | Bandera Healthcare LLC            | Nevada |
| Glimmer Healthcare, Inc.           | Flagstone Healthcare South LLC    | Nevada |
| Golden Eagle Senior Living, Inc.   | Flagstone Healthcare Central LLC  | Nevada |
| Golden Oaks Healthcare, Inc.       | Gateway Healthcare LLC            | Nevada |
| Golden Years Program, Inc.         | Milestone Healthcare LLC          | Nevada |
| Goldenstar Healthcare, Inc.        | Flagstone Healthcare Central LLC  | Nevada |

---

|  |   |            |
|--|---|------------|
| Goldfield Mountain Healthcare LLC                | Bandera Healthcare LLC                    | Nevada     |
| Good Hope Healthcare, Inc.                       | Gateway Healthcare LLC                    | Nevada     |
| Gooding Health Holdings LLC                      | Standard Bearer Healthcare OP, LP         | Nevada     |
| Graceland Senior Living, Inc.                    | Gateway Healthcare LLC                    | Nevada     |
| Grand Avenue Health Holdings LLC                 | Standard Bearer Healthcare OP, LP         | Nevada     |
| Grand Villa PHX, Inc.                            | Keystone Care LLC                         | Nevada     |
| Grassland Healthcare and Rehabilitation, Inc.    | Keystone Care LLC                         | Nevada     |
| Green Bay Health Holdings LLC                    | Standard Bearer Healthcare OP, LP         | Nevada     |
| Green Heron Senior Living, Inc.                  | Bandera Healthcare LLC                    | Nevada     |
| Green Mountain Healthcare LLC                    | Keystone Care LLC                         | Nevada     |
| Green Mountain Personalized Care, Inc.           | Keystone Care LLC                         | Nevada     |
| Green Valley Health Holdings LLC                 | Standard Bearer Healthcare OP, LP         | Nevada     |
| Gypsum Creek Healthcare, Inc.                    | Gateway Healthcare LLC                    | Nevada     |
| Harlan Heights Health Holdings LLC               | Standard Bearer Healthcare OP, LP         | Nevada     |
| Harlingen Healthcare, Inc.                       | Keystone Care LLC                         | Nevada     |
| Harmony Health Holdings LLC                      | The Ensign Group, Inc.                    | Nevada     |
| Harrison Health Holdings LLC                     | Standard Bearer Healthcare OP, LP         | Nevada     |
| Hartwell Health Holdings LLC                     | Standard Bearer Healthcare OP, LP         | Nevada     |
| HB Healthcare Associates LLC                     | Flagstone Healthcare South LLC            | Nevada     |
| Healthlift Medical Transportation, Inc.          | Capstone Transportation Investments, Inc. | Nevada     |
| Heartland Health Holdings II LLC                 | Standard Bearer Healthcare OP, LP         | Nevada     |
| Highcross Healthcare, Inc.                       | Endura Healthcare LLC                     | Nevada     |
| Highland Healthcare LLC                          | Bandera Healthcare LLC                    | Nevada     |
| Higley Healthcare, Inc.                          | Bandera Healthcare LLC                    | Nevada     |
| Hill Country Health Holdings LLC                 | Standard Bearer Healthcare OP, LP         | Nevada     |
| Holford Health Holdings LLC                      | Standard Bearer Healthcare OP, LP         | Nevada     |
| Hollyleaf Healthcare, Inc.                       | Flagstone Healthcare South LLC            | Nevada     |
| Holman Health Holdings LLC                       | Standard Bearer Healthcare OP, LP         | Nevada     |
| Homedale Healthcare, Inc.                        | Pennant Healthcare LLC                    | Nevada     |
| Hopewell Healthcare LLC                          | The Ensign Group, Inc.                    | Nevada     |
| Hoquiam Healthcare, Inc.                         | Pennant Healthcare LLC                    | Nevada     |
| Hub City Healthcare LLC                          | Keystone Care LLC                         | Nevada     |
| Hueneme Healthcare, Inc.                         | Milestone Healthcare LLC                  | Nevada     |
| Huntington Beach Convalescent Hospital Asset LLC | Longboard Health Holdings LLC             | Delaware   |
| Hutchins Healthcare, Inc.                        | Keystone Care LLC                         | Nevada     |
| Hyrum Health Holdings LLC                        | Standard Bearer Healthcare OP, LP         | Nevada     |
| Immediate Clinic Seattle, Inc.                   | Immediate Clinic Healthcare, Inc.         | Nevada     |
| Ionic Health Services LLC                        | Covalence Health Holdings LLC             | California |
| Iron Health Holdings LLC                         | Standard Bearer Healthcare OP, LP         | Nevada     |
| Iron Horse Healthcare LLC                        | Gateway Healthcare LLC                    | Nevada     |
| Jack Finney Healthcare, Inc.                     | Keystone Care LLC                         | Nevada     |
| JARR Transportation Group, Inc.                  | Capstone Transportation Investments, Inc. | Arizona    |
| Jefferson Healthcare LLC                         | Flagstone Healthcare South LLC            | Nevada     |
| Jordan Health Associates, Inc.                   | Milestone Healthcare LLC                  | Nevada     |



|                                    |   |        |
|------------------------------------|---|--------|
| JRT Healthcare, Inc.               | Pennant Healthcare LLC                    | Nevada |
| Kenosha Health Holdings LLC        | Standard Bearer Healthcare OP, LP         | Nevada |
| Kettle Creek Health Holdings LLC   | Standard Bearer Healthcare OP, LP         | Nevada |
| Keystone Care LLC                  | The Ensign Group, Inc.                    | Nevada |
| Kingston Falls Healthcare LLC      | Hopewell Healthcare LLC                   | Nevada |
| Klement Healthcare, Inc.           | Keystone Care LLC                         | Nevada |
| Knight Health Holdings LLC         | Standard Bearer Healthcare OP, LP         | Nevada |
| Krypton Health Services LLC        | Covalence Health Holdings LLC             | Nevada |
| La Jolla Skilled LLC               | Flagstone Healthcare South LLC            | Nevada |
| La Veta Healthcare, Inc.           | Flagstone Healthcare South LLC            | Nevada |
| Lake Cassidy Health Holdings LLC   | The Ensign Group, Inc.                    | Nevada |
| Lake Island Healthcare LLC         | Keystone Care LLC                         | Nevada |
| Lake Pleasant Healthcare, Inc.     | Bandera Healthcare LLC                    | Nevada |
| Lake Pointe Health Holdings LLC    | Standard Bearer Healthcare OP, LP         | Nevada |
| Lake Washington Healthcare, Inc.   | Pennant Healthcare LLC                    | Nevada |
| Lakewood Health Holdings LLC       | Standard Bearer Healthcare OP, LP         | Nevada |
| Lakewood Healthcare, Inc.          | Endura Healthcare LLC                     | Nevada |
| Ledbetter Health Holdings LLC      | Standard Bearer Healthcare OP, LP         | Nevada |
| Legend Lake Health Holdings LLC    | Standard Bearer Healthcare OP, LP         | Nevada |
| Lemon Grove Health Associates LLC  | Flagstone Healthcare South LLC            | Nevada |
| Lightning Healthcare, Inc.         | Flagstone Healthcare North LLC            | Nevada |
| Lil' Tots Day Program, Inc.        | Milestone Healthcare LLC                  | Nevada |
| Lilly Road Health Holdings LLC     | Standard Bearer Healthcare OP, LP         | Nevada |
| Lindahl Healthcare, Inc.           | Gateway Healthcare LLC                    | Nevada |
| Link Support Services, Inc.        | Cornet Limited, Inc.                      | Nevada |
| Little Blue Health Holdings LLC    | Standard Bearer Healthcare OP, LP         | Nevada |
| Little Mountain Healthcare, Inc.   | Pennant Healthcare LLC                    | Nevada |
| Little Village Day Care, Inc.      | Keystone Care LLC                         | Nevada |
| Littleton Health Holdings LLC      | Standard Bearer Healthcare OP, LP         | Nevada |
| Livingston Care Associates, Inc.   | Keystone Care LLC                         | Nevada |
| Lone Pine Ridge Healthcare, Inc.   | Milestone Healthcare LLC                  | Nevada |
| Lone Star MTC, Inc.                | Capstone Transportation Investments, Inc. | Nevada |
| Longboard Health Holdings LLC      | Standard Bearer Healthcare OP, LP         | Nevada |
| Lookout Mountain Healthcare LLC    | Bandera Healthcare LLC                    | Nevada |
| Lowell Healthcare, Inc.            | Endura Healthcare LLC                     | Nevada |
| Lucky Peak Healthcare, Inc.        | Pennant Healthcare LLC                    | Nevada |
| Ludden Healthcare LLC              | Bandera Healthcare LLC                    | Nevada |
| Lynnwood Health Services, Inc.     | Pennant Healthcare LLC                    | Nevada |
| Madison Health Holdings LLC        | Standard Bearer Healthcare OP, LP         | Nevada |
| Madison Pointe Health Holdings LLC | Standard Bearer Healthcare OP, LP         | Nevada |
| Magic Valley Senior Living, Inc.   | Bridgestone Living LLC                    | Nevada |
| Manitowoc Health Holdings LLC      | Standard Bearer Healthcare OP, LP         | Nevada |
| Manor Park Healthcare LLC          | Pennant Healthcare LLC                    | Nevada |
| Manzanita Healthcare, Inc.         | Flagstone Healthcare South LLC            | Nevada |
| Maple Hills Healthcare, Inc.       | Gateway Healthcare LLC                    | Nevada |





|  |   |         |
|--|---|---------|
| Marguerite Holdings LLC                  | The Ensign Group, Inc.                    | Nevada  |
| Mariano Health Holdings LLC              | Standard Bearer Healthcare OP, LP         | Nevada  |
| Marion Health Associates, Inc.           | Endura Healthcare LLC                     | Nevada  |
| Marshall Lake Healthcare LLC             | Keystone Care LLC                         | Nevada  |
| Mason Health Holdings LLC                | Standard Bearer Healthcare OP, LP         | Nevada  |
| MavStar Medical Transportation, Inc.     | Capstone Transportation Investments, Inc. | Nevada  |
| McAllen Care Associates, Inc.            | Keystone Care LLC                         | Nevada  |
| McAllen Community Healthcare LLC         | Keystone Care LLC                         | Nevada  |
| McCall Healthcare LLC                    | Pennant Healthcare LLC                    | Nevada  |
| McFarland Health Holdings LLC            | Standard Bearer Healthcare OP, LP         | Nevada  |
| MedStar Medical Transportation, LLC      | JARR Transporation Group, Inc.            | Arizona |
| Menomonee Health Holdings LLC            | The Ensign Group, Inc.                    | Nevada  |
| Meridian Healthcare LLC                  | Pennant Healthcare LLC                    | Nevada  |
| Midland Nampa Health Holdings LLC        | Standard Bearer Healthcare OP, LP         | Nevada  |
| Midland Nampa Healthcare LLC             | Pennant Healthcare LLC                    | Nevada  |
| Midnight Healthcare, Inc.                | Flagstone Healthcare South LLC            | Nevada  |
| Milestone Healthcare LLC                 | The Ensign Group, Inc.                    | Nevada  |
| Mission Trails Healthcare LLC            | Flagstone Healthcare South LLC            | Nevada  |
| Misty Willow Healthcare, Inc.            | Keystone Care LLC                         | Nevada  |
| Mockingbird Healthcare, Inc.             | Keystone Care LLC                         | Nevada  |
| Monroe Healthcare, Inc.                  | Gateway Healthcare LLC                    | Nevada  |
| Montebella Health Holdings LLC           | Standard Bearer Healthcare OP, LP         | Nevada  |
| Moon Cove Healthcare, Inc.               | Pennant Healthcare LLC                    | Nevada  |
| Moonflower Healthcare, Inc.              | Keystone Care LLC                         | Nevada  |
| Moonrise Healthcare, Inc.                | Flagstone Healthcare South LLC            | Nevada  |
| Morning Glory Healthcare, Inc.           | Flagstone Healthcare Central LLC          | Nevada  |
| Mount Lemmon Healthcare LLC              | Bandera Healthcare LLC                    | Nevada  |
| Mountain View Retirement, Inc.           | Milestone Healthcare LLC                  | Nevada  |
| Mountain Violet Healthcare, Inc.         | Flagstone Healthcare North LLC            | Nevada  |
| Murphy Health Holdings II LLC            | Standard Bearer Healthcare OP, LP         | Nevada  |
| Mussel Rock Healthcare, Inc.             | Flagstone Healthcare North LLC            | Nevada  |
| Mustang Ridge Healthcare, Inc.           | Keystone Care LLC                         | Nevada  |
| Myrtle Springs Healthcare, Inc.          | Ellis Pointe Health Holdings LLC          | Nevada  |
| Nautilus Healthcare, Inc.                | Flagstone Healthcare South LLC            | Nevada  |
| NB Brown Rock Healthcare, Inc.           | Keystone Care LLC                         | Nevada  |
| New England Medical Transportation, Inc. | Capstone Transportation Investments, Inc. | Nevada  |
| Nightfall Healthcare, Inc.               | Flagstone Healthcare South LLC            | Nevada  |
| Nobel Health Properties LLC              | Standard Bearer Healthcare OP, LP         | Nevada  |
| Nordic Valley Health Holdings LLC        | Standard Bearer Healthcare OP, LP         | Nevada  |
| North Mountain Healthcare LLC            | Bandera Healthcare LLC                    | Nevada  |
| North Parkway Health Holdings LLC        | Standard Bearer Healthcare OP, LP         | Nevada  |
| North Parkway Healthcare LLC             | Milestone Healthcare LLC                  | Nevada  |
| Northern Oaks Healthcare, Inc.           | Keystone Care LLC                         | Nevada  |
| Oak Point Healthcare, Inc.               | Keystone Care LLC                         | Nevada  |
| Oceanview Healthcare, Inc.               | Keystone Care LLC                         | Nevada  |

---

|   |   |        |
|---|---|--------|
| Ocotillo Healthcare, Inc.                     | Bandera Healthcare LLC                    | Nevada |
| Old Pueblo Medical Transportation, Inc.       | Capstone Transportation Investments, Inc. | Nevada |
| Olmstead Health Holdings LLC                  | Standard Bearer Healthcare OP, LP         | Nevada |
| Olympic Marmot Healthcare LLC                 | Pennant Healthcare LLC                    | Nevada |
| Olympus Health, Inc.                          | Milestone Healthcare LLC                  | Nevada |
| Orange Grove Healthcare, Inc.                 | Hopewell Healthcare LLC                   | Nevada |
| Orchard Bay Health Holdings LLC               | Standard Bearer Healthcare OP, LP         | Nevada |
| Ottawa Healthcare LLC                         | Gateway Healthcare LLC                    | Nevada |
| Pacific Mobile Diagnostics Holdings (CA), LLC | PMD Investments, LLC                      | Nevada |
| Padua Health Holdings LLC                     | Standard Bearer Healthcare OP, LP         | Nevada |
| Palm Valley Health Holdings LLC               | Standard Bearer Healthcare OP, LP         | Nevada |
| Panorama Health Holdings LLC                  | Standard Bearer Healthcare OP, LP         | Nevada |
| Park Waverly Healthcare LLC                   | Bandera Healthcare LLC                    | Nevada |
| Parkside Healthcare, Inc.                     | Flagstone Healthcare South LLC            | Nevada |
| Pennant Healthcare LLC                        | The Ensign Group, Inc.                    | Nevada |
| Peoria Healthcare LLC                         | Bandera Healthcare LLC                    | Nevada |
| Percheron Healthcare, Inc.                    | Ellis Pointe Health Holdings LLC          | Nevada |
| Permunitum LLC                                | The Ensign Group, Inc.                    | Nevada |
| Perris Hills Healthcare LLC                   | Flagstone Healthcare Central LLC          | Nevada |
| Pikes Peak Healthcare, Inc.                   | Endura Healthcare LLC                     | Nevada |
| Pine Forest Healthcare, Inc.                  | Flagstone Healthcare South LLC            | Nevada |
| Piney Lufkin Healthcare, Inc.                 | Keystone Care LLC                         | Nevada |
| Pleasant Run Health Holdings LLC              | Standard Bearer Healthcare OP, LP         | Nevada |
| PMD Investments, LLC                          | The Ensign Group, Inc.                    | Nevada |
| PMD X-Ray Services, LLC                       | Bakorp L.L.C.                             | Nevada |
| PMDAZ, LLC                                    | Bakorp L.L.C.                             | Nevada |
| PMDCO, LLC                                    | Bakorp L.L.C.                             | Nevada |
| PMDTC, LLC                                    | Bakorp L.L.C.                             | Nevada |
| PMDUT, LLC                                    | Bakorp L.L.C.                             | Nevada |
| Pocatello Health Services, Inc.               | Pennant Healthcare LLC                    | Nevada |
| Pointe Meadow Healthcare, Inc.                | Milestone Healthcare LLC                  | Nevada |
| Pomerado Ranch Healthcare LLC                 | Keystone Care LLC                         | Nevada |
| Ponderosa Pine Healthcare, Inc.               | Bandera Healthcare LLC                    | Nevada |
| Portside Healthcare, Inc.                     | Flagstone Healthcare South LLC            | Nevada |
| Powderhorn Mountain Healthcare LLC            | Keystone Care LLC                         | Nevada |
| Powers Park Healthcare, Inc.                  | Flagstone Healthcare Central LLC          | Nevada |
| Prairie Creek Healthcare, Inc.                | Gateway Healthcare LLC                    | Nevada |
| Prairie Ridge Health Holdings LLC             | Standard Bearer Healthcare OP, LP         | Nevada |
| Presidio Health Associates LLC                | Bandera Healthcare LLC                    | Nevada |
| Price Healthcare, Inc.                        | Milestone Healthcare LLC                  | Nevada |
| Primrose Health Holdings LLC                  | Standard Bearer Healthcare OP, LP         | Nevada |
| Primrose Healthcare, Inc.                     | Keystone Care LLC                         | Nevada |
| Quail Creek Health Holdings LLC               | Standard Bearer Healthcare OP, LP         | Nevada |
| Queenston Healthcare, Inc.                    | Keystone Care LLC                         | Nevada |

---

|   |   |        |
|---|---|--------|
| Quorum Services, Inc.                               | The Ensign Group, Inc.                    | Nevada |
| Quorum Ventures, Inc.                               | The Ensign Group, Inc.                    | Nevada |
| Racine Health Holdings LLC                          | Standard Bearer Healthcare OP, LP         | Nevada |
| Radiant Hills Health Associates LLC                 | Bandera Healthcare LLC                    | Nevada |
| Railroad Crossing Healthcare, Inc.                  | Hopewell Healthcare LLC                   | Nevada |
| Ramon Healthcare Associates LLC                     | Flagstone Healthcare Central LLC          | Nevada |
| Randolph Healthcare, Inc.                           | Gateway Healthcare LLC                    | Nevada |
| Raven Lake Healthcare, Inc.                         | Rocky Top Healthcare LLC                  | Nevada |
| Red Cliffs Healthcare, Inc.                         | Milestone Healthcare LLC                  | Nevada |
| Red Mountain Healthcare LLC                         | Bandera Healthcare LLC                    | Nevada |
| Redbrook Healthcare Associates LLC                  | Flagstone Healthcare Central LLC          | Nevada |
| RenewCare of Scottsdale, Inc.                       | Bandera Healthcare LLC                    | Nevada |
| Respire Health Services LLC                         | Covalence Health Holdings LLC             | Nevada |
| Richmond Senior Services, Inc.                      | Keystone Care LLC                         | Nevada |
| Rio Hondo Healthcare, Inc.                          | Flagstone Healthcare South LLC            | Nevada |
| Rio Mesa Health Holdings LLC                        | Standard Bearer Healthcare OP, LP         | Nevada |
| River Otter Healthcare LLC                          | Pennant Healthcare LLC                    | Nevada |
| Riverside Healthcare, Inc.                          | Gateway Healthcare LLC                    | Nevada |
| Riverview Healthcare, Inc.                          | Milestone Healthcare LLC                  | Nevada |
| Riverview Village Health Holdings LLC               | Standard Bearer Healthcare OP, LP         | Nevada |
| Riverwalk Healthcare, Inc.                          | Keystone Care LLC                         | Nevada |
| Roadrunner Healthcare, Inc.                         | Keystone Care LLC                         | Nevada |
| Rock Canyon Healthcare LLC                          | Endura Healthcare LLC                     | Nevada |
| Rock Hill Healthcare LLC                            | Hopewell Healthcare LLC                   | Nevada |
| Rocky Mountain Medical Transportation Company, Inc. | Capstone Transportation Investments, Inc. | Nevada |
| Rocky Top Healthcare LLC                            | The Ensign Group, Inc.                    | Nevada |
| Rose Health Holdings LLC                            | Standard Bearer Healthcare OP, LP         | Nevada |
| Rose Park Healthcare Associates, Inc.               | Flagstone Healthcare South LLC            | Nevada |
| Rosemead Health Holdings LLC                        | The Ensign Group, Inc.                    | Nevada |
| Rowlett Creek Healthcare LLC                        | Keystone Care LLC                         | Nevada |
| Royal View Healthcare LLC                           | Bandera Healthcare LLC                    | Nevada |
| Sage Meadow Healthcare, Inc.                        | Keystone Care LLC                         | Nevada |
| Sage Terrace Healthcare LLC                         | Keystone Care LLC                         | Nevada |
| Sagebrush Healthcare, Inc.                          | Flagstone Healthcare North LLC            | Nevada |
| Salado Creek Senior Care, Inc.                      | Keystone Care LLC                         | Nevada |
| Saltwater Health Holdings LLC                       | Standard Bearer Healthcare OP, LP         | Nevada |
| Sand Hollow Healthcare LLC                          | Milestone Healthcare LLC                  | Nevada |
| Sandpiper Senior Living LLC                         | Flagstone Healthcare South LLC            | Nevada |
| Santa Catalina Healthcare, Inc.                     | Flagstone Healthcare South LLC            | Nevada |
| Santa Maria Healthcare, Inc.                        | Flagstone Healthcare Central LLC          | Nevada |
| Santiago Healthcare LLC                             | Keystone Care LLC                         | Nevada |
| Santiago Personal Care, Inc.                        | Keystone Care LLC                         | Nevada |
| Savoy Healthcare, Inc.                              | Keystone Care LLC                         | Nevada |
| Sawtooth Healthcare, Inc.                           | Pennant Healthcare LLC                    | Nevada |



|  |   |          |
|--|---|----------|
| Scandinavian Court Health Holdings LLC     | Standard Bearer Healthcare OP, LP   | Nevada   |
| Second West Health Holdings LLC            | Standard Bearer Healthcare OP, LP   | Nevada   |
| Sedgewood Health Holdings LLC              | Standard Bearer Healthcare OP, LP   | Nevada   |
| Sentinel Peak Healthcare LLC               | Bandera Healthcare LLC  | Nevada   |
| Sheboygan Health Holdings LLC              | Standard Bearer Healthcare OP, LP   | Nevada   |
| Sherman Health Holdings LLC                | Standard Bearer Healthcare OP, LP   | Nevada   |
| Sherwood Health Holdings LLC               | Standard Bearer Healthcare OP, LP   | Nevada   |
| Sidewinder Healthcare, Inc.                | Endura Healthcare LLC   | Nevada   |
| Siena Health Holdings LLC                  | Standard Bearer Healthcare OP, LP   | Nevada   |
| Somers Kenosha Health Holdings LLC         | Standard Bearer Healthcare OP, LP   | Nevada   |
| Songbird Healthcare, Inc.                  | Keystone Care LLC   | Nevada   |
| South C Health Holdings LLC                | The Ensign Group, Inc.  | Nevada   |
| South Valley Healthcare, Inc.              | Milestone Healthcare LLC  | Nevada   |
| Southern Charm Healthcare LLC              | Hopewell Healthcare LLC   | Nevada   |
| Southern Oaks Healthcare LLC               | Keystone Care LLC   | Nevada   |
| Southland Management LLC                   | Flagstone Healthcare South LLC  | Nevada   |
| Southside Healthcare, Inc.                 | Gateway Healthcare LLC  | Nevada   |
| Stagecoach Healthcare, Inc.                | Flagstone Healthcare Central LLC  | Nevada   |
| Standard Bearer Healthcare Merger Sub, LLC | Standard Bearer Healthcare OP, LP   | Maryland |
| Standard Bearer Healthcare OP GP, LLC      | Standard Bearer Healthcare REIT, Inc.   | Delaware |
| Standard Bearer Healthcare OP, LP          | Standard Bearer Healthcare REIT, Inc.;<br>Standard Bearer Healthcare OP GP, LLC | Delaware |
| Standard Bearer Healthcare REIT, Inc.      | The Ensign Group, Inc.  | Maryland |
| Standardbearer Insurance Company, Inc.     | The Ensign Group, Inc.  | Arizona  |
| Stanton Lake Healthcare, Inc.              | Gateway Healthcare LLC  | Nevada   |
| Starburst Healthcare, Inc.                 | Flagstone Healthcare South LLC  | Nevada   |
| Starling Healthcare, Inc.                  | Hopewell Healthcare LLC   | Nevada   |
| Statler Health Holdings LLC                | Standard Bearer Healthcare OP, LP   | Nevada   |
| Steelhead Healthcare, Inc.                 | Pennant Healthcare LLC  | Nevada   |
| Stevens Point Health Holdings LLC          | Standard Bearer Healthcare OP, LP   | Nevada   |
| Stoney Hill Healthcare LLC                 | Hopewell Healthcare LLC   | Nevada   |
| Storm Healthcare, Inc.                     | Flagstone Healthcare North LLC  | Nevada   |
| Stoughton Health Holdings LLC              | Standard Bearer Healthcare OP, LP   | Nevada   |
| Streetcar Healthcare, Inc.                 | Gateway Healthcare LLC  | Nevada   |
| Subacute Facility Services, Inc.           | Gateway Healthcare LLC  | Nevada   |
| Successor Healthcare LLC                   | Milestone Healthcare LLC  | Nevada   |
| Summit Healthcare, Inc.                    | The Ensign Group, Inc.  | Nevada   |
| Summit Trail Health Holdings LLC           | Standard Bearer Healthcare OP, LP   | Nevada   |
| Sunflower Health Holdings LLC              | Standard Bearer Healthcare OP, LP   | Nevada   |
| Sungazer Healthcare, Inc.                  | Flagstone Healthcare South LLC  | Nevada   |
| Sunland Health Associates LLC              | Bandera Healthcare LLC  | Nevada   |
| Sunny Acres Health Holdings LLC            | The Ensign Group, Inc.  | Nevada   |
| Sunny Acres Healthcare LLC                 | Endura Healthcare LLC   | Nevada   |
| Sunrise Mountain Healthcare LLC            | Bandera Healthcare LLC  | Nevada   |
| Sweet Bay Healthcare LLC                   | Keystone Care LLC   | Nevada   |





|                                      |   |          |
|--------------------------------------|---|----------|
| Terrace Court Health Holdings LLC    | Standard Bearer Healthcare OP, LP         | Nevada   |
| The Ensign Group, Inc.               | N/A                                       | Delaware |
| TheraTroopers CA, Inc.               | Theratroopers Holdings LLC                | Nevada   |
| Theratroopers Holdings LLC           | The Ensign Group, Inc.                    | Nevada   |
| TheraTroopers, Inc.                  | Theratroopers Holdings LLC                | Nevada   |
| Thompson Peak Healthcare LLC         | Bandera Healthcare LLC                    | Nevada   |
| Thorn tree Healthcare, Inc.          | Keystone Care LLC                         | Nevada   |
| Thunder Healthcare, Inc.             | Flagstone Healthcare North LLC            | Nevada   |
| Thunderbird Health Holdings LLC      | The Ensign Group, Inc.                    | Nevada   |
| Top City Healthcare LLC              | Gateway Healthcare LLC                    | Nevada   |
| Tortolita Healthcare, Inc.           | Bandera Healthcare LLC                    | Nevada   |
| Towers Park Health Holdings LLC      | Standard Bearer Healthcare OP, LP         | Nevada   |
| Towers Park Healthcare LLC           | Keystone Care LLC                         | Nevada   |
| Towers Park Personal Care, Inc.      | Keystone Care LLC                         | Nevada   |
| Town East Healthcare, Inc.           | Keystone Care LLC                         | Nevada   |
| Tradewind Healthcare, Inc.           | Keystone Care LLC                         | Nevada   |
| Treasure Hills Health Holdings LLC   | Standard Bearer Healthcare OP, LP         | Nevada   |
| Treasure Valley Senior Living, Inc.  | Bridgestone Living LLC                    | Nevada   |
| Treaty Healthcare, Inc.              | Keystone Care LLC                         | Nevada   |
| Tree City Healthcare, Inc.           | Keystone Care LLC                         | Nevada   |
| Truckee Meadows Healthcare, Inc.     | Milestone Healthcare LLC                  | Nevada   |
| Tulip Healthcare LLC                 | Gateway Healthcare LLC                    | Nevada   |
| Turnberry Health Holdings LLC        | Standard Bearer Healthcare OP, LP         | Nevada   |
| Tustin Hills Healthcare, Inc.        | Flagstone Healthcare South LLC            | Nevada   |
| Two Rivers Health Holdings LLC       | Standard Bearer Healthcare OP, LP         | Nevada   |
| Two Trails Healthcare, Inc.          | Gateway Healthcare LLC                    | Nevada   |
| Union Hill Healthcare, Inc.          | Pennant Healthcare LLC                    | Nevada   |
| Upland Community Care, Inc.          | Flagstone Healthcare Central LLC          | Nevada   |
| Valley Ranch Health Holdings LLC     | Standard Bearer Healthcare OP, LP         | Nevada   |
| Valley View Health Services, Inc.    | Pennant Healthcare LLC                    | Nevada   |
| Velda Rose Health Holdings LLC       | Standard Bearer Healthcare OP, LP         | Nevada   |
| Victoria Ventura Healthcare LLC      | Flagstone Healthcare Central LLC          | Nevada   |
| Victory Medical Transportation, Inc. | Capstone Transportation Investments, Inc. | Nevada   |
| Viewpoint Healthcare LLC             | Bandera Healthcare LLC                    | Nevada   |
| Vista Woods Health Associates LLC    | Flagstone Healthcare South LLC            | Nevada   |
| Wallsville Healthcare LLC            | Keystone Care LLC                         | Nevada   |
| Washington Heights Healthcare LLC    | Milestone Healthcare LLC                  | Nevada   |
| Waterfall Canyon Healthcare LLC      | Milestone Healthcare LLC                  | Nevada   |
| Watson Woods Healthcare, Inc.        | Bandera Healthcare LLC                    | Nevada   |
| Wellington Healthcare, Inc.          | Keystone Care LLC                         | Nevada   |
| West 5600 Health Holdings LLC        | Standard Bearer Healthcare OP, LP         | Nevada   |
| West 5600 Healthcare LLC             | Milestone Healthcare LLC                  | Nevada   |
| West Ashby Healthcare, Inc.          | Keystone Care LLC                         | Nevada   |
| West Escondido Healthcare LLC        | Flagstone Healthcare South LLC            | Nevada   |
| West Meadow Health Holdings II LLC   | Standard Bearer Healthcare OP, LP         | Nevada   |

---

|                                       |   |        |
|---------------------------------------|---|--------|
| West Olive Health Holdings LLC        | Standard Bearer Healthcare OP, LP         | Nevada |
| West Owyhee Health Holdings LLC       | The Ensign Group, Inc.                    | Nevada |
| West Pine Health Holdings LLC         | Standard Bearer Healthcare OP, LP         | Nevada |
| West Van Buren Healthcare, Inc.       | Endura Healthcare LLC                     | Nevada |
| Western Canal Healthcare LLC          | Bandera Healthcare LLC                    | Nevada |
| Western Edge Health Holdings LLC      | Turnberry Health Holdings LLC             | Nevada |
| Whispering Pines Healthcare, Inc.     | Keystone Care LLC                         | Nevada |
| Wildcreek Healthcare, Inc.            | Pennant Healthcare LLC                    | Nevada |
| Wildwood Healthcare, Inc.             | Pennant Healthcare LLC                    | Nevada |
| Willard Peak Group Home, Inc.         | Milestone Healthcare LLC                  | Nevada |
| Willow Canyon Healthcare LLC          | Bandera Healthcare LLC                    | Nevada |
| Willow Springs Creek Healthcare, Inc. | Keystone Care LLC                         | Nevada |
| Windsor Lake Healthcare, Inc.         | Endura Healthcare LLC                     | Nevada |
| Wisconsin Rapids Health Holdings LLC  | Standard Bearer Healthcare OP, LP         | Nevada |
| Wolf Point Health Holdings LLC        | Standard Bearer Healthcare OP, LP         | Nevada |
| Wolf River Healthcare LLC             | Gateway Healthcare LLC                    | Nevada |
| Wood Bayou Healthcare, Inc.           | Keystone Care LLC                         | Nevada |
| Woodard Creek Healthcare LLC          | Pennant Healthcare LLC                    | Nevada |
| Woodland Transportation Holdings LLC  | Capstone Transportation Investments, Inc. | Nevada |
| Yellow Rose Health Holdings LLC       | The Ensign Group, Inc.                    | Nevada |
| Yellowstar Healthcare LLC             | Keystone Care LLC                         | Nevada |
| Youngtown Health, Inc.                | Bandera Healthcare LLC                    | Nevada |
| Yucca Flats Health Holdings LLC       | Standard Bearer Healthcare OP, LP         | Nevada |
| Zion Healthcare, Inc.                 | Milestone Healthcare LLC                  | Nevada |

**CONSENT OF INDEPENDENT REGISTERED PUBLIC ACCOUNTING FIRM**

We consent to the incorporation by reference in Registration Statement No. 333-268018 on Form S-8 of our reports dated February 1, 2024, relating to the financial statements of The Ensign Group, Inc. and the effectiveness of The Ensign Group, Inc.'s internal control over financial reporting, appearing in this Annual Report on Form 10-K for the year ended December 31, 2023.

*/s/ DELOITTE & TOUCHE LLP*

Costa Mesa, California  
February 1, 2024

I, Barry R. Port, certify that:

1. I have reviewed this Annual Report on Form 10-K of The Ensign Group, Inc.;
2. Based on my knowledge, this report does not contain any untrue statement of a material fact or omit to state a material fact necessary to make the statements made, in light of the circumstances under which such statements were made, not misleading with respect to the period covered by this report;
3. Based on my knowledge, the financial statements, and other financial information included in this report, fairly present in all material respects the financial condition, results of operations and cash flows of the registrant as of, and for, the periods presented in this report;
4. The registrant's other certifying officer and I are responsible for establishing and maintaining disclosure controls and procedures (as defined in Exchange Act Rules 13a-15(e) and 15d-15(e)) and internal controls over financial reporting (as defined in Exchange Act Rules 13a-15(f) and 15d-15(f)) for the registrant and have:
  - (a) Designed such disclosure controls and procedures, or caused such disclosure controls and procedures to be designed under our supervision, to ensure that material information relating to the registrant, including its consolidated subsidiaries, is made known to us by others within those entities, particularly during the period in which this report is being prepared;
  - (b) Designed such internal control over financial reporting, or caused such internal control over financial reporting to be designed under our supervision, to provide reasonable assurance regarding the reliability of financial reporting and the preparation of financial statements for external reporting purposes in accordance with generally accepted accounting principles;
  - (c) Evaluated the effectiveness of the registrant's disclosure controls and procedures and presented in this report our conclusions about the effectiveness of the disclosure controls and procedures, as of the end of the period covered by this report based on such evaluation; and
  - (d) Disclosed in this report any change in the registrant's internal control over financial reporting that occurred during the registrant's most recent fiscal quarter (the registrant's fourth fiscal quarter in the case of an annual report) that has materially affected, or is reasonably likely to materially affect, the registrant's internal control over financial reporting; and
5. The registrant's other certifying officer and I have disclosed, based on our most recent evaluation of internal control over financial reporting, to the registrant's auditors and the audit committee of the registrant's board of directors (or persons performing the equivalent functions):
  - (a) All significant deficiencies and material weaknesses in the design or operation of internal control over financial reporting which are reasonably likely to adversely affect the registrant's ability to record, process, summarize and report financial information; and
  - (b) Any fraud, whether or not material, that involves management or other employees who have a significant role in the registrant's internal control over financial reporting.

Date: February 1, 2024

/s/ Barry R. Port

Name: Barry R. Port

Title: *Chief Executive Officer and Director (principal executive officer)*

I, Suzanne D. Snapper, certify that:

1. I have reviewed this Annual Report on Form 10-K of The Ensign Group, Inc.;
2. Based on my knowledge, this report does not contain any untrue statement of a material fact or omit to state a material fact necessary to make the statements made, in light of the circumstances under which such statements were made, not misleading with respect to the period covered by this report;
3. Based on my knowledge, the financial statements, and other financial information included in this report, fairly present in all material respects the financial condition, results of operations and cash flows of the registrant as of, and for, the periods presented in this report;
4. The registrant's other certifying officer and I are responsible for establishing and maintaining disclosure controls and procedures (as defined in Exchange Act Rules 13a-15(e) and 15d-15(e)) and internal controls over financial reporting (as defined in Exchange Act Rules 13a-15(f) and 15d-15(f)) for the registrant and have:
  - (a) Designed such disclosure controls and procedures, or caused such disclosure controls and procedures to be designed under our supervision, to ensure that material information relating to the registrant, including its consolidated subsidiaries, is made known to us by others within those entities, particularly during the period in which this report is being prepared;
  - (b) Designed such internal control over financial reporting, or caused such internal control over financial reporting to be designed under our supervision, to provide reasonable assurance regarding the reliability of financial reporting and the preparation of financial statements for external reporting purposes in accordance with generally accepted accounting principles;
  - (c) Evaluated the effectiveness of the registrant's disclosure controls and procedures and presented in this report our conclusions about the effectiveness of the disclosure controls and procedures, as of the end of the period covered by this report based on such evaluation; and
  - (d) Disclosed in this report any change in the registrant's internal control over financial reporting that occurred during the registrant's most recent fiscal quarter (the registrant's fourth fiscal quarter in the case of an annual report) that has materially affected, or is reasonably likely to materially affect, the registrant's internal control over financial reporting; and
5. The registrant's other certifying officer and I have disclosed, based on our most recent evaluation of internal control over financial reporting, to the registrant's auditors and the audit committee of the registrant's board of directors (or persons performing the equivalent functions):
  - (a) All significant deficiencies and material weaknesses in the design or operation of internal control over financial reporting which are reasonably likely to adversely affect the registrant's ability to record, process, summarize and report financial information; and
  - (b) Any fraud, whether or not material, that involves management or other employees who have a significant role in the registrant's internal control over financial reporting.

Date: February 1, 2024

/s/ Suzanne D. Snapper

Name: Suzanne D. Snapper

Title: *Chief Financial Officer, Executive Vice President and Director (principal financial officer and accounting officer and duly authorized officer)*

**CERTIFICATION PURSUANT TO  
18 U.S.C. §1350,  
AS ADOPTED PURSUANT TO  
SECTION 906 OF THE SARBANES-OXLEY ACT OF 2002**

In connection with the Annual Report of The Ensign Group, Inc. (the Company) on Form 10-K for the period ended December 31, 2023, as filed with the Securities and Exchange Commission on the date hereof (the Report), I, Barry R. Port, Chief Executive Officer of the Company, certify, pursuant to 18 U.S.C. § 1350, as adopted pursuant to Section 906 of the Sarbanes-Oxley Act of 2002, that to my knowledge:

- 1 The Report fully complies with the requirements of Section 13(a) or 15(d) of the Securities Exchange Act of 1934 (15 U.S.C. 78m or 78o(d)); and
- 2 The information contained in the Report fairly presents, in all material respects, the financial condition and results of operations of the Company.

/s/ Barry R. Port

|        |   |
|--------|---|
| Name:  | Barry R. Port   |
| Title: | <i>Chief Executive Officer and Director (principal executive officer)</i> |

February 1, 2024

*A signed original of this written statement required by 18 U.S.C. Section 1350 has been provided to the Company and will be retained by the Company and furnished to the Securities and Exchange Commission or its staff upon request.*

**CERTIFICATION PURSUANT TO  
18 U.S.C. §1350,  
AS ADOPTED PURSUANT TO  
SECTION 906 OF THE SARBANES-OXLEY ACT OF 2002**

In connection with the Annual Report of The Ensign Group, Inc. (the Company) on Form 10-K for the period ended December 31, 2023, as filed with the Securities and Exchange Commission on the date hereof (the Report), I, Suzanne D. Snapper, Chief Financial Officer of the Company, certify, pursuant to 18 U.S.C. § 1350, as adopted pursuant to Section 906 of the Sarbanes-Oxley Act of 2002, that to my knowledge:

- 1 The Report fully complies with the requirements of Section 13(a) or 15(d) of the Securities Exchange Act of 1934 (15 U.S.C. 78m or 78o(d)); and
- 2 The information contained in the Report fairly presents, in all material respects, the financial condition and results of operations of the Company.

/s/ Suzanne D. Snapper

Name: Suzanne D. Snapper

Title: *Chief Financial Officer, Executive Vice President  
and Director (principal financial officer and  
accounting officer and duly authorized officer)*

February 1, 2024

*A signed original of this written statement required by 18 U.S.C. Section 1350 has been provided to the Company and will be retained by the Company and furnished to the Securities and Exchange Commission or its staff upon request.*



**THE ENSIGN GROUP, INC.**  
**POLICY FOR RECOVERY OF ERRONEOUSLY AWARDED INCENTIVE-BASED COMPENSATION**

**(Effective November 2, 2023)**

1. Purpose. The Ensign Group, Inc. (the “Company”) is adopting this policy to provide for the Company’s criteria and process of recovering certain incentive-based compensation erroneously awarded to or earned or received by certain officers under certain circumstances.

This policy is designed to comply with, and shall be interpreted to be consistent with, Section 954 of the Dodd-Frank Wall Street Reform and Consumer Protection Act of 2010, as codified in Section 10D of the Securities Exchange Act of 1934, as amended (the “Exchange Act”), Rule 10D-1 promulgated under the Exchange Act (“Rule 10D-1”) and Listing Rule 5608 of the corporate governance rules (the “Listing Standards”) of The Nasdaq Stock Market (“Nasdaq”). Unless otherwise defined in this policy, capitalized terms shall have the meaning ascribed to such terms in Section 2.

2. Definitions. As used in this policy, the following capitalized terms shall have the meanings set forth below.

- a. “Accounting Restatement” means an accounting restatement of the Company’s financial statements due to the Company’s material noncompliance with any financial reporting requirement under the securities laws, including any required accounting restatement to correct an error in previously issued financial statements that is material to the previously issued financial statements (i.e., a “Big R” restatement), or to correct an error that is not material to the previously issued financial statements, but that would result in a material misstatement if the error were corrected in the current period or left uncorrected in the current period (i.e., a “little r” restatement).
  - b. “Accounting Restatement Date” means the earlier to occur of (i) the date the Board, a committee of the Board, or the officer or officers of the Company authorized to take such action if the Board’s action is not required, concludes, or reasonably should have concluded, that the Company is required to prepare an Accounting Restatement and (ii) the date a court, regulator, or other legally authorized body directs the Company to prepare an Accounting Restatement.
  - c. “Applicable Period” means, with respect to any Accounting Restatement, the three completed fiscal years immediately preceding the Accounting Restatement Date, as well as any transition period (that results from a change in the Company’s fiscal year) within or immediately following those three completed fiscal years (except that a transition period that comprises a period of at least nine months shall count as a completed fiscal year).
  - d. “Board” means the board of directors of the Company.
  - e. “Code” means the U.S. Internal Revenue Code of 1986, as amended. Any reference to a section of the Code or regulation thereunder includes such section or regulation, any valid regulation or other official guidance promulgated under such section, and any comparable provision of any future legislation or regulation amending, supplementing, or superseding such section or regulation.
-

- f. "Covered Executive Officer" means an individual who is currently or previously served as the Company's principal executive officer, principal financial officer, principal accounting officer (or, if there is no such accounting officer, the controller), vice president of the Company in charge of a principal business unit, division, or function (such as sales, administration, or finance), an officer who performs (or performed) a policy-making function, or any other person who performs (or performed) similar policy-making functions for the Company or is otherwise determined to be an executive officer of the Company pursuant to Item 401(b) of Regulation S-K. An executive officer of the Company's parent or subsidiary is deemed a "Covered Executive Officer" if the executive officer performs (or performed) such policy-making functions for the Company.
- g. "Erroneously Awarded Compensation" means, in the event of an Accounting Restatement, the amount of Incentive-Based Compensation previously received that exceeds the amount of Incentive-Based Compensation that otherwise would have been received had it been determined based on the restated amounts in such Accounting Restatement, and must be computed without regard to any taxes paid by the relevant Covered Executive Officer; provided, however, that for Incentive-Based Compensation based on stock price or total stockholder return, where the amount of Erroneously Awarded Compensation is not subject to mathematical recalculation directly from the information in an Accounting Restatement: (i) the amount of Erroneously Awarded Compensation must be based on a reasonable estimate of the effect of the Accounting Restatement on the stock price or total stockholder return upon which the Incentive-Based Compensation was received and (ii) the Company must maintain documentation of the determination of that reasonable estimate and provide such documentation to Nasdaq.
- h. "Financial Reporting Measure" means any measure that is determined and presented in accordance with the accounting principles used in preparing the Company's financial statements and any measure that is derived wholly or in part from such measure. A Financial Reporting Measure is not required to be presented within the Company's financial statements or included in a filing with the U.S. Securities and Exchange Commission to qualify as a "Financial Reporting Measure."
- i. "Incentive-Based Compensation" means any compensation (including, annual cash and stock award bonuses and other short- and long-term cash incentives) that is granted, earned, or vested based wholly or in part upon the attainment of a Financial Reporting Measure. The Company's principal element of compensation that is considered Incentive-Based Compensation is annual cash bonuses, which is primarily based upon a Financial Reporting Measure and modified utilizing other measures including but not limited to clinical metrics.

For the avoidance of doubt, the following forms of compensation shall not be considered Incentive-Based Compensation for purposes of this policy:

- Salaries;
  - Bonuses paid solely by satisfying subjective standards;
  - Non-equity incentive plan awards earned solely by satisfying strategic or operational measures;
  - Wholly time-based equity awards; or
  - Discretionary bonuses or other compensation that is paid on a discretionary basis and not based wholly or in part on the attainment of a Financial Reporting Measure.
-

Incentive-Based Compensation is deemed “received” for purposes of this policy in the Company’s fiscal period during which the Financial Reporting Measure specified in the Incentive-Based Compensation award is attained, even if the payment or grant of such Incentive-Based Compensation occurs after the end of that period.

3. Administration. This policy shall be administered by the Compensation Committee of the Board (the “Compensation Committee”). The Compensation Committee is authorized to interpret and construe this policy and to make all determinations necessary, appropriate or advisable for the administration of this policy, in each case, to the extent permitted under the Listing Standards and in compliance with (or pursuant to an exemption from the application of) Section 409A of the Code. All determinations and decisions made by the Compensation Committee pursuant to the provisions of this policy shall be final, conclusive and binding on all persons, including the Company, its affiliates, its stockholders and Covered Executive Officers, and need not be uniform with respect to each person covered by this policy.  
In the administration of this policy, the Compensation Committee is authorized and directed to consult with the full Board or such other committees of the Board as may be necessary or appropriate as to matters within the scope of such other committee’s responsibility and authority. Subject to any limitation of applicable law, the Compensation Committee may authorize and empower any officer or employee of the Company to take any and all actions necessary or appropriate to carry out the purpose and intent of this policy (other than with respect to any recovery under this policy involving such officer or employee). Any action or inaction by the Compensation Committee with respect to a Covered Executive Officer under this policy in no way limits the Compensation Committee’s decision to act or not to act with respect to any other Covered Executive Officer under this policy or under any similar policy, agreement or arrangement, nor shall any such action or inaction serve as a waiver of any rights the Company may have against any Covered Executive Officer other than as set forth in this policy.
  4. Application of this Policy. This policy applies to all Incentive-Based Compensation received by a person: (a) after beginning service as a Covered Executive Officer; (b) who served as a Covered Executive Officer at any time during the performance period for such Incentive-Based Compensation; (c) while the Company had a listed class of securities on a national securities exchange; and (d) during the Applicable Period. For the avoidance of doubt, Incentive-Based Compensation that is subject to both a Financial Reporting Measure vesting condition and a service-based vesting condition shall be considered received when the relevant Financial Reporting Measure is achieved, even if the Incentive-Based Compensation continues to be subject to the service-based vesting condition.
  5. Recovery Erroneously Awarded Compensation. In the event of an Accounting Restatement, the Company must recover Erroneously Awarded Compensation reasonably promptly, in amounts determined pursuant to this policy. The Company’s obligation to recover Erroneously Awarded Compensation is not dependent on the filing of restated financial statements. Recovery under this policy with respect to a Covered Executive Officer shall not require the finding of any misconduct by such Covered Executive Officer or such Covered Executive Officer being found responsible for the accounting error leading to an Accounting Restatement. In the event of an Accounting Restatement, the method for recouping Erroneously Awarded Compensation shall be determined by the Compensation Committee in its sole and absolute discretion, to the extent permitted under the Listing Standards and in compliance with (or pursuant to an exemption from the application of) Section 409A of the Code.
-

Recovery may include, without limitation, (i) reimbursement of all or a portion of any incentive compensation award, (ii) cancellation of incentive compensation awards, and (iii) any other method authorized by applicable law or contract.

The Company is authorized and directed pursuant to this policy to recover Erroneously Awarded Compensation in compliance with this policy unless the Compensation Committee has determined that recovery would be impracticable solely for the following limited reasons, and subject to the following procedural and disclosure requirements:

- a. The direct expenses paid to a third party to assist in enforcing this policy would exceed the amount to be recovered. Before reaching such conclusion, the Compensation Committee must make a reasonable attempt to recover such Erroneously Awarded Compensation, document such reasonable attempt(s) to recover, and provide that documentation to Nasdaq;
  - b. Recovery would violate home country law where that law was adopted prior to November 28, 2022. Before reaching such conclusion, the Compensation Committee must obtain an opinion of home country counsel, acceptable to Nasdaq, that recovery would result in such a violation, and must provide such opinion to Nasdaq; or
  - c. Recovery would likely cause an otherwise tax-qualified retirement plan, under which benefits are broadly available to employees of the Company, to fail to meet the requirements of Section 401(a)(13) or Section 411(a) of the Code.
6. Prohibition on Indemnification and Insurance Reimbursement. The Company is prohibited from indemnifying any Covered Executive Officer against the loss of any Erroneously Awarded Compensation. Further, the Company is prohibited from paying or reimbursing a Covered Executive Officer for the cost of purchasing insurance to cover any such loss. The Company is also prohibited from entering into any agreement or arrangement whereby this policy would not apply or fail to be enforced against a Covered Executive Officer.
7. Required Policy-Related Disclosure and Filings. The Company shall file all disclosures with respect to this policy in accordance with the requirements of the federal securities laws, including disclosures required by U.S. Securities and Exchange Commission filings. A copy of this policy and any amendments hereto shall be posted on the Company's website and filed as an exhibit to the Company's annual report on Form 10-K.
8. Amendment; Termination. The Board may amend this policy from time to time in its sole and absolute discretion and shall amend this policy as it deems necessary to reflect the Listing Standards or to comply with (or maintain an exemption from the application of) Section 409A of the Code. The Board may terminate this policy at any time; provided, that the termination of this policy would not cause the Company to violate any federal securities laws, or rules promulgated by the U.S. Securities and Exchange Commission or the Listing Standards.
9. Other Recovery Obligations; General Rights. The Board intends that this policy shall be applied in accordance with, and to the fullest extent of, applicable law. To the extent that the application of this policy would provide for recovery of Incentive-Based Compensation that the Company already recovered pursuant to Section 304 of the Sarbanes-Oxley Act or other recovery obligations, any such amount recovered from a Covered Executive Officer will be credited to any recovery required under this policy in respect of such Covered Executive Officer.
-

---

10. Effective Date. This policy shall be effective as of November 2, 2023. The terms of this policy shall apply to any Incentive-Based Compensation that is received by Covered Executive Officers on or after October 2, 2023, even if such Incentive-Based Compensation was approved, awarded or granted to Covered Executive Officers prior to such date.

This policy shall not limit the rights of the Company to take any other actions or pursue other remedies that the Company may deem appropriate under the circumstances and under applicable law, in each case, to the extent permitted under the Listing Standards and in compliance with (or pursuant to an exemption from the application of) Section 409A of the Code.

This policy is binding and enforceable against all Covered Executive Officers and their beneficiaries, heirs, executors, administrators or other legal representatives.