



PHYSICIANS AND SURGEONS

The Medical Board of California licenses Allopathic Physicians and Surgeons, or Medical Doctors, but does not license Osteopathic Physicians. The Medical Board of California's Physician Survey data are reported on the following four-page Fact Sheet. As of June 2016, 113,148 currently licensed physicians practicing in California submitted a survey.

FACT SHEET

California Counties with the Most Physicians Practicing Patient Care

Counties	# of Physicians	Total Population
Los Angeles	30,276	10,241,335
San Diego	10,923	3,288,612
Orange	10,465	3,183,011
Santa Clara	8,297	1,927,888
San Francisco	6,716	866,583
Total	66,677	17,579,541

Top Four Medical Activities of Physicians

Medical Activities	# of Physicians
Patient Care	125,186
Administration	108,650
Teaching	104,720
Research	100,519
Total	439,075

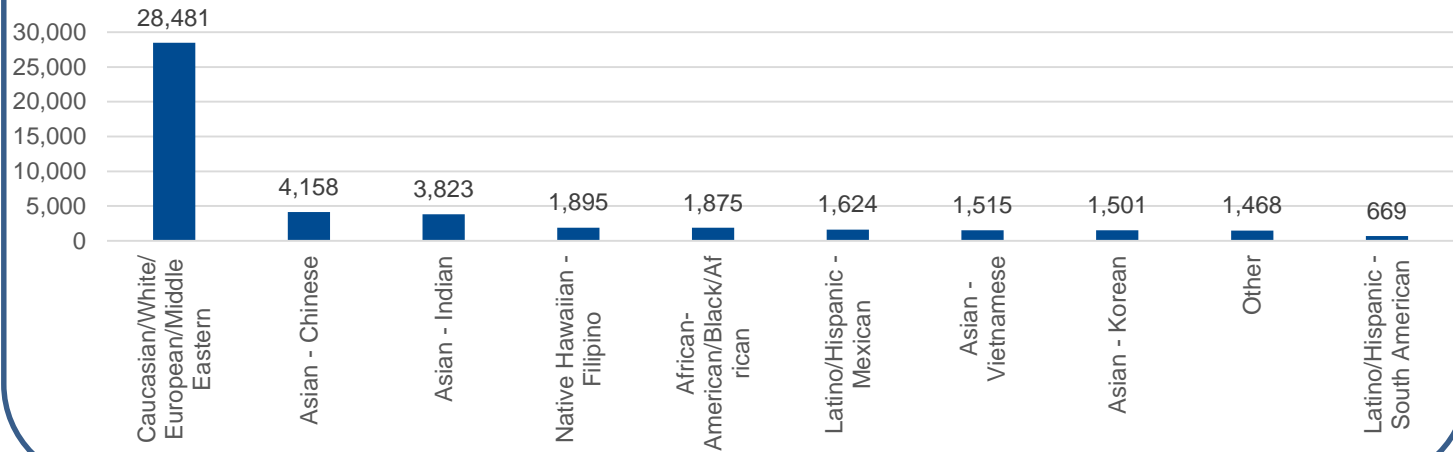
California Counties with the Fewest Physicians Practicing Patient Care

Counties	# of Physicians	Total Population
Glenn	11	28,668
Colusa	10	21,948
Trinity	9	13,667
Modoc	7	9,638
Alpine	2	1,166
Total	39	75,087

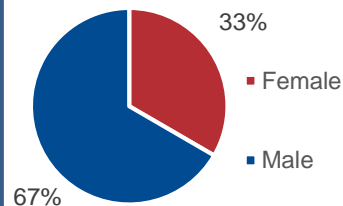


PHYSICIANS AND SURGEONS

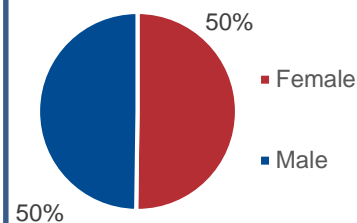
**Cultural Background - Highest Number of Physicians
(50,858 Reporting**)**



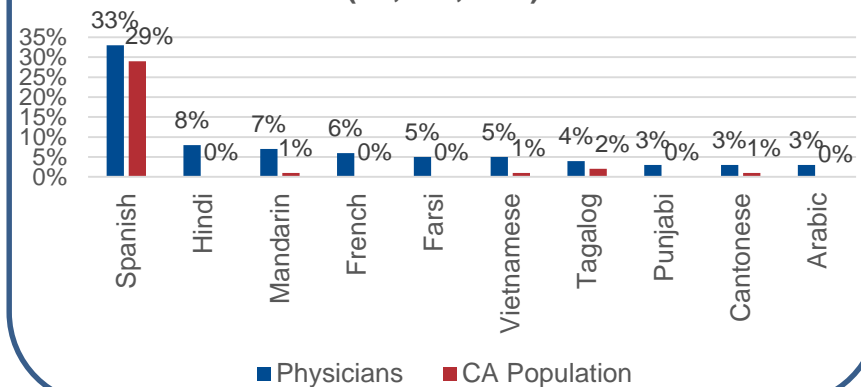
**Gender
(72,005
Reporting**)**



**Gender – Total CA
Population
(38,066,920)**



**Foreign Language Proficiency - Highest
Percentage of Physicians (54,590
Reporting**) and Total Population
(35,131,429*)**



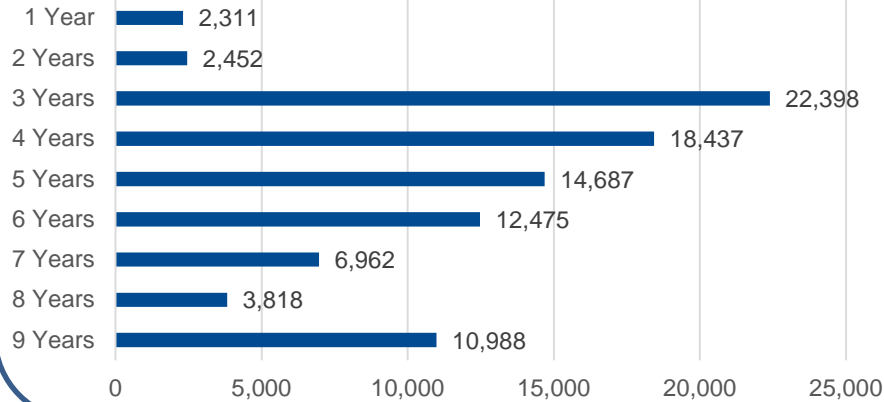
Sources: Medical Board of California, June 2016. U.S. Census Bureau, 2010-2014 American Community Survey 5-Year Estimates and 2009-2013 American Community Survey Detailed Languages Spoken at Home and Ability to Speak English for the Population 5 Years and Over for States.

*California population data were not available for Farsi and Punjabi. **The data displayed on the Fact Sheets may vary from the actual number of providers as the data are self-reported by the provider.

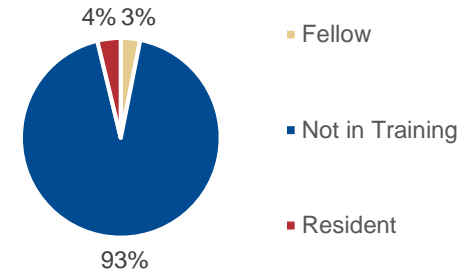


PHYSICIANS AND SURGEONS

Postgraduate Training (94,528 Reporting**)



Training Status (96,631 Reporting**)



California Medical Schools with the Most Physician Graduates

Medical Schools	# of Physician Graduates
University of Southern California, Keck School of Medicine	4,696
University of California, San Francisco School of Medicine	4,409
University of California, Los Angeles School of Medicine	4,407
Loma Linda University School of Medicine	3,114
University of California, Irvine College of Medicine	3,089
Total	19,715

Source: Medical Board of California, June 2016.

**The data displayed on the Fact Sheets may vary from the actual number of providers as the data are self-reported by the provider.



PHYSICIANS AND SURGEONS

FACT SHEET

Five California Counties with the Most Physician Residents

Counties	# of Physicians	Total Population
Los Angeles	29,434	10,241,335
San Diego	10,571	3,288,612
Orange	9,961	3,183,011
Santa Clara	8,015	1,927,888
San Francisco	6,352	866,583
Total	64,333	19,507,429

Five California Counties with the Fewest Physician Residents

Counties	# of Physicians	Total Population
Colusa	10	21,948
Glenn	10	28,668
Trinity	8	13,667
Modoc	7	9,638
Alpine	3	1,166
Total	38	75,087