

Item #4: Initial Review of the 2025 Hospital Equity Measures Reporting Data

Christopher Krawczyk, PhD, Chief Analytics Officer, HCAI;

Ying Yang, M.S., Research Scientist Supervisor I, HCAI

HEM Reports Accessible to the Public

- Report Submission
 - 456 hospitals: 448 submitted, 8 delinquent
 - 35 hospital systems: 33 submitted, 2 delinquent
- [Hospital Equity Measures Reports](#) available on the California Health and Human Services Open Data Portal

Hospital Equity Measures Reports

The data table would include information reported by hospitals in which the hospitals analyze access to and quality of care by age, sex, race, ethnicity, language, disability status, sexual orientation, gender identity, and socioeconomic status. These annual reports include measures of patient access, quality, and outcomes by race, ethnicity, language, disability status, sexual orientation, gender identity, and payor as recommended by the Hospital Equity Measures Advisory Committee (HEMAC). The reports also include a plan to prioritize and address disparities for vulnerable populations identified in the data and as specified by the HEMAC. Information will be made available in several formats, including Excel and PDF. Each reporting year, the data upload will include the following items:

- Coversheet
- Individual - General Acute care Hospital Reports (Excel format)
- Individual - Children's Hospital Reports (Excel format)
- Individual - Acute Psychiatric Hospital Reports (Excel format)
- System Level Reports (Excel format)
- Individual Hospital Reports (PDF format)
- System Level Reports (PDF format)

Data and Resources

-  **Coversheet**
Provides a description of the program, who is required to submit a report to...
-  **2024- Individual- General Acute care Hospital Reports**
This workbook includes the data dictionary and Hospital Equity Measures...
-  **2024- Individual- Children's Hospital Reports**
This workbook includes the data dictionary and Hospital Equity Measures...
-  **2024-Individual- Acute Psychiatric Hospital Reports**
This workbook includes the data dictionary and Hospital Equity Measures...
-  **2024- System Level Reports**
This workbook includes the data dictionary and Hospital Equity Measures...
-  **2024- Individual Hospital Reports**
This file includes the PDF versions of all individual Hospital Equity...
-  **2024- System Level Reports**
This file includes the PDF versions of all System Level- Hospital Equity...

Disparities Equity HCAI HEM Healthcare Measures california departme... department of healt...

Additional Info [Download](#)

Field	Value
Contact Email	hospitalequity@hcai.ca.gov
Program	Department of Health Care Access and Information, Office of Health Information

[Download all](#)

[Download](#)

[Download](#)

[Download](#)

[Download](#)

[Download](#)

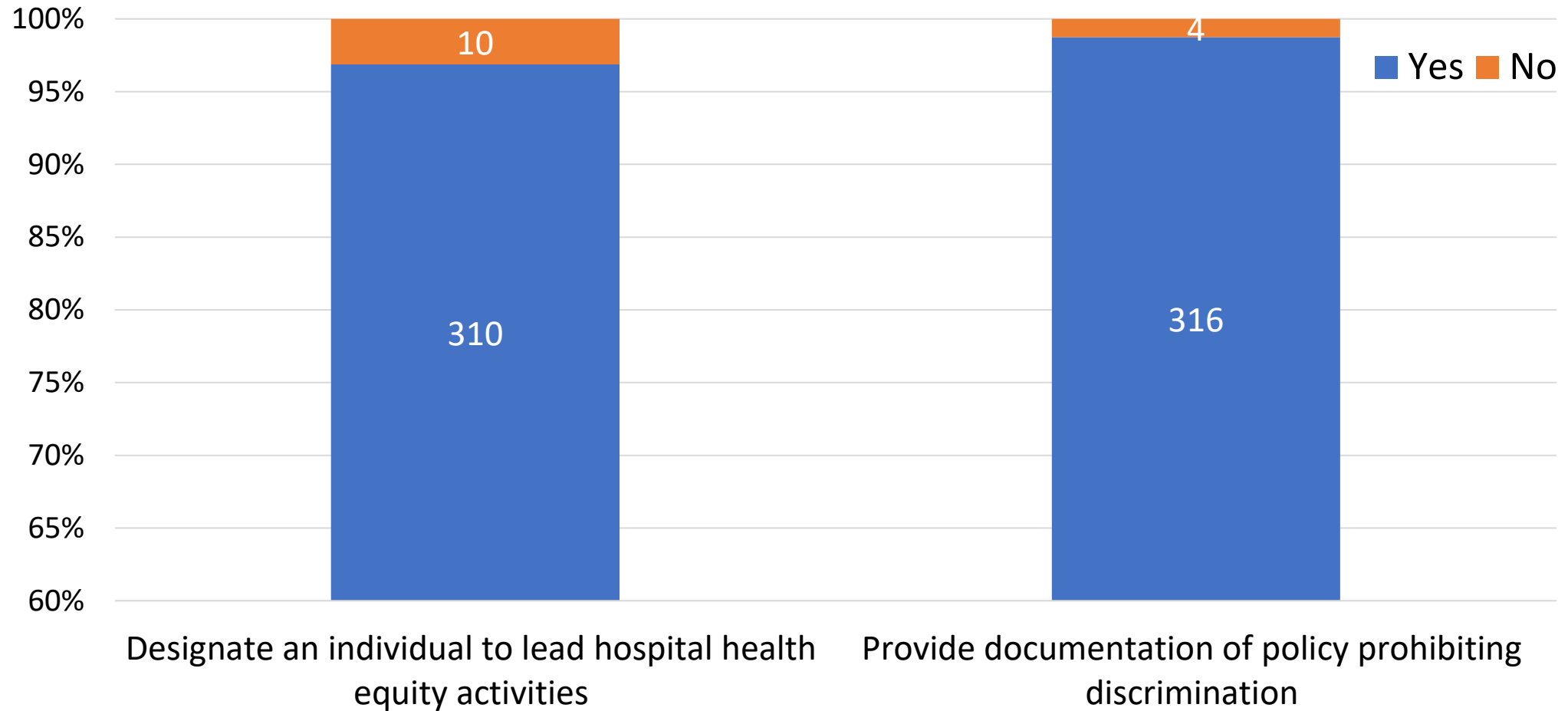
[Download](#)

[Download](#)

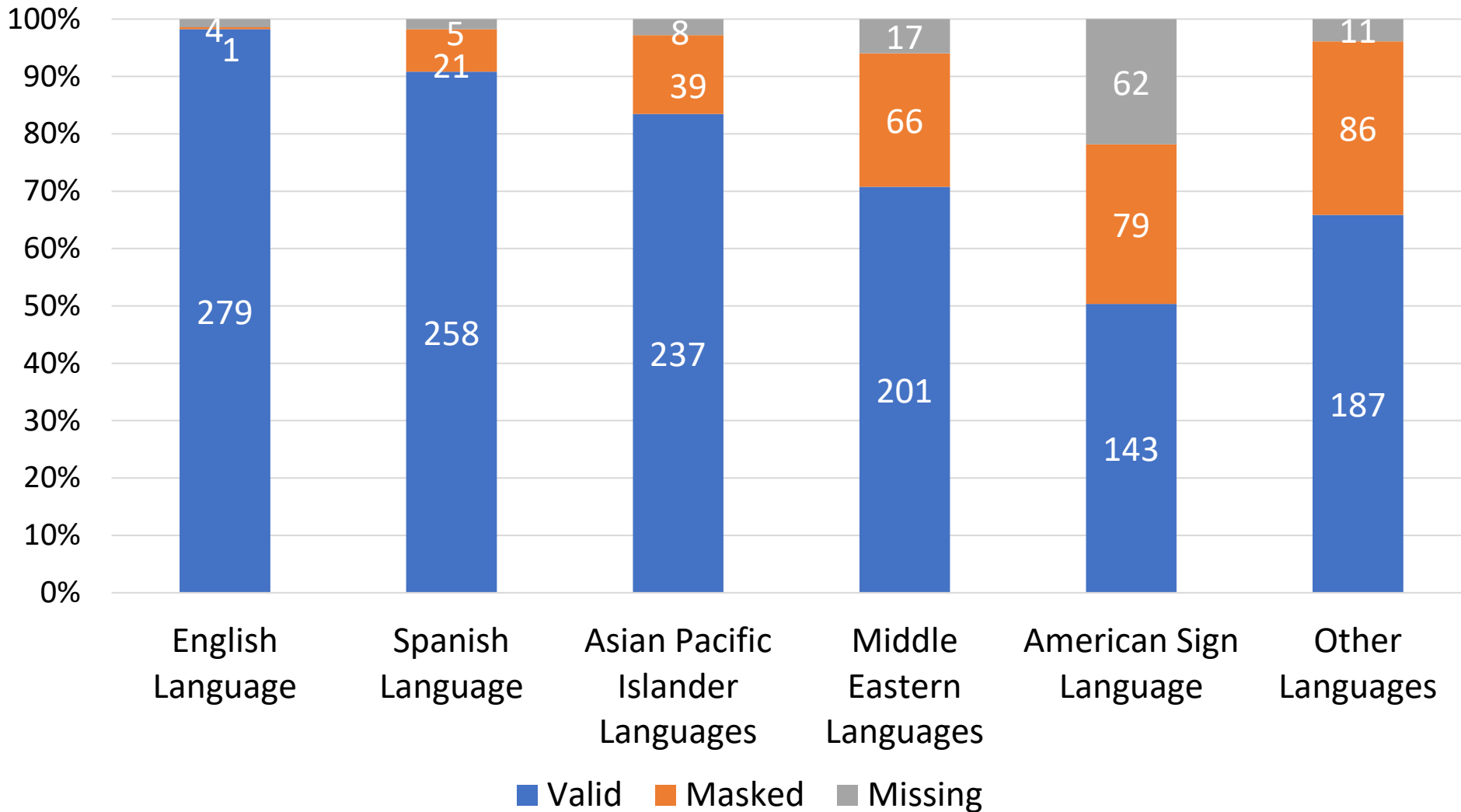
Measures Completeness and Masking

- The analyses shared today are based on 320 approved hospital reports.
- These include 284 General Acute Care (GAC) hospitals, 28 Acute Psychiatric (AP) hospitals, and 8 Children's hospitals.

Structural Measures: Joint Commission Accreditation (JCA)

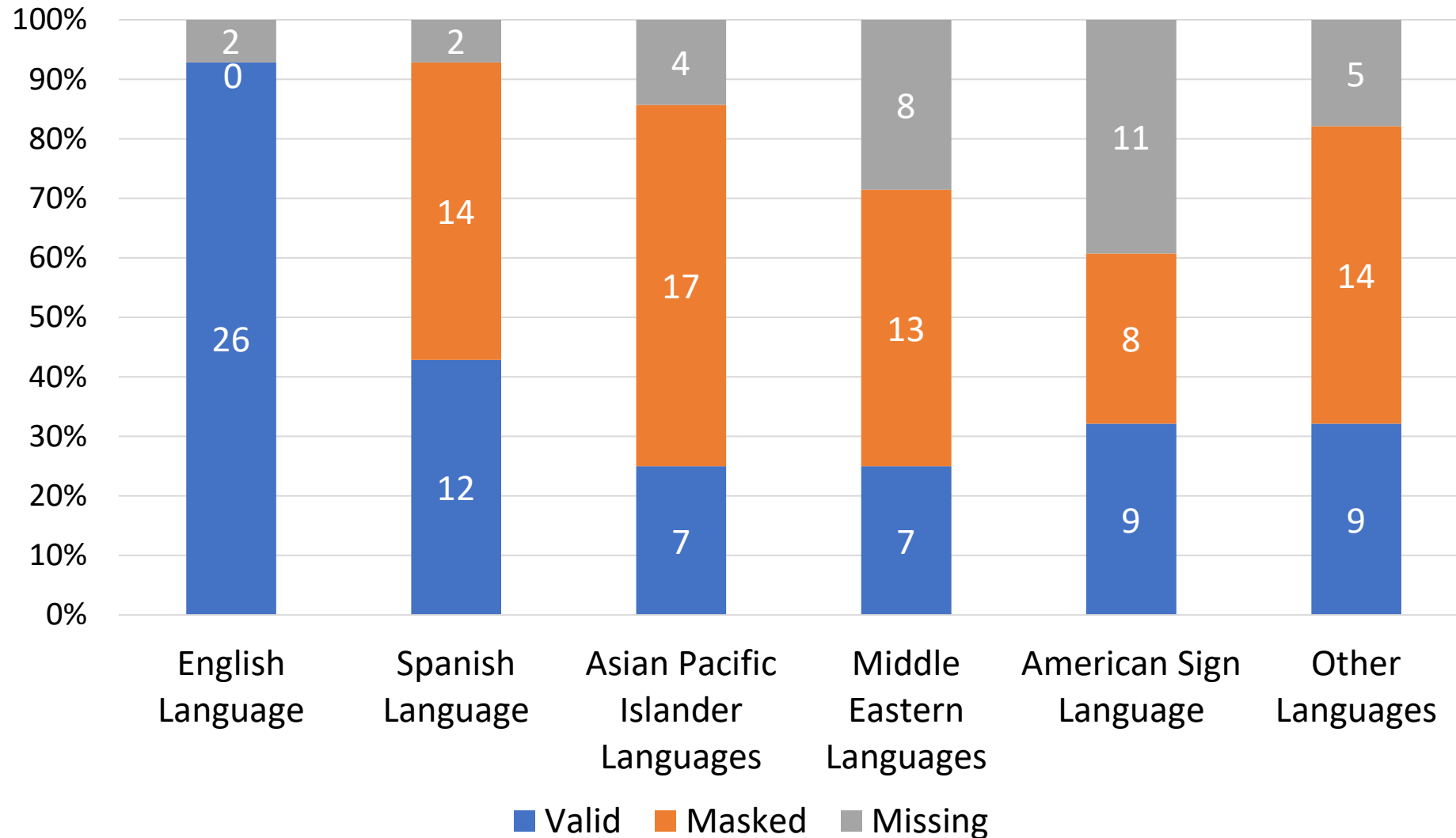


JCA Preferred Language: GAC



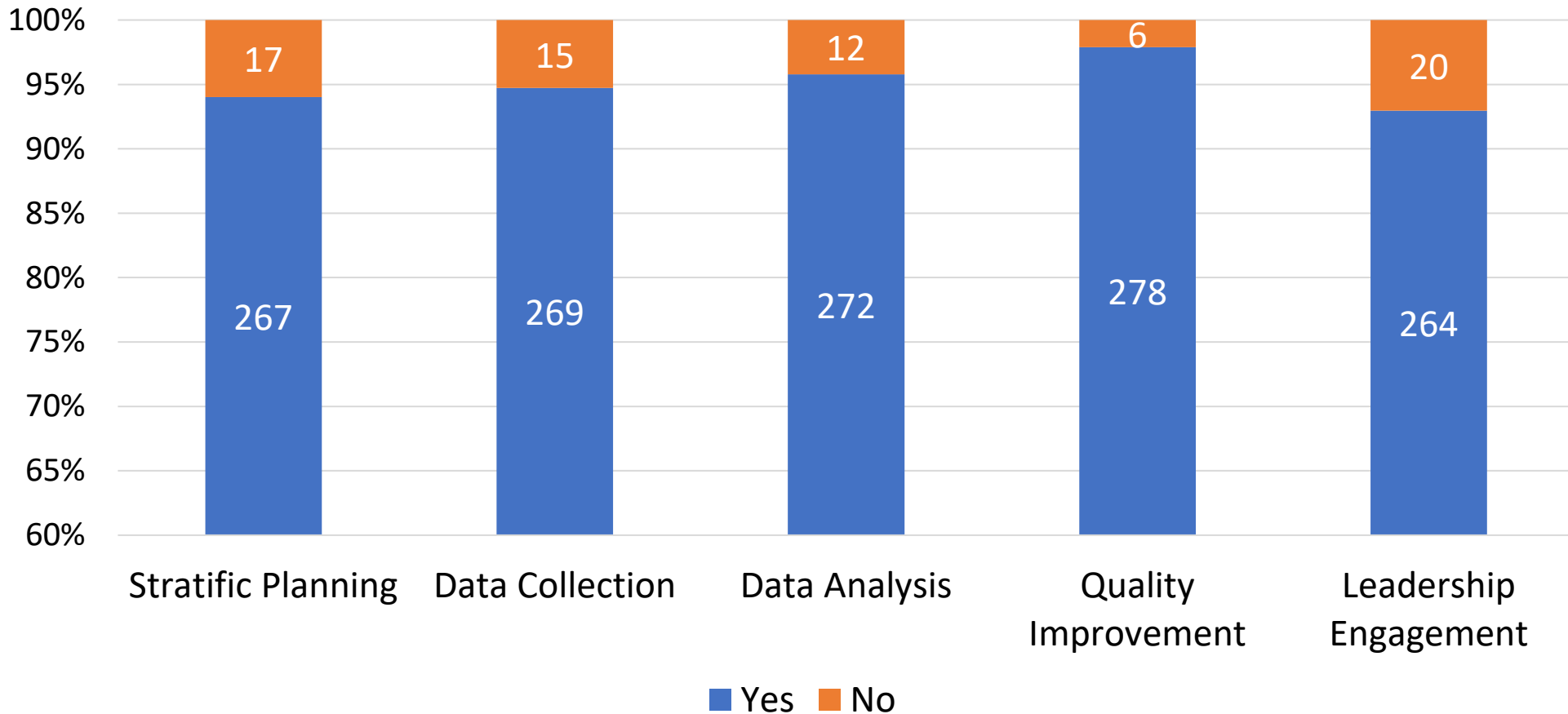
Analysis based on 320 approved hospital reports available at the time of analysis. Of the 320 reports, 284 are from General Acute Care hospitals, 28 from Acute Psychiatric hospitals, and 8 from Children's hospitals.

JCA Preferred Language: AP



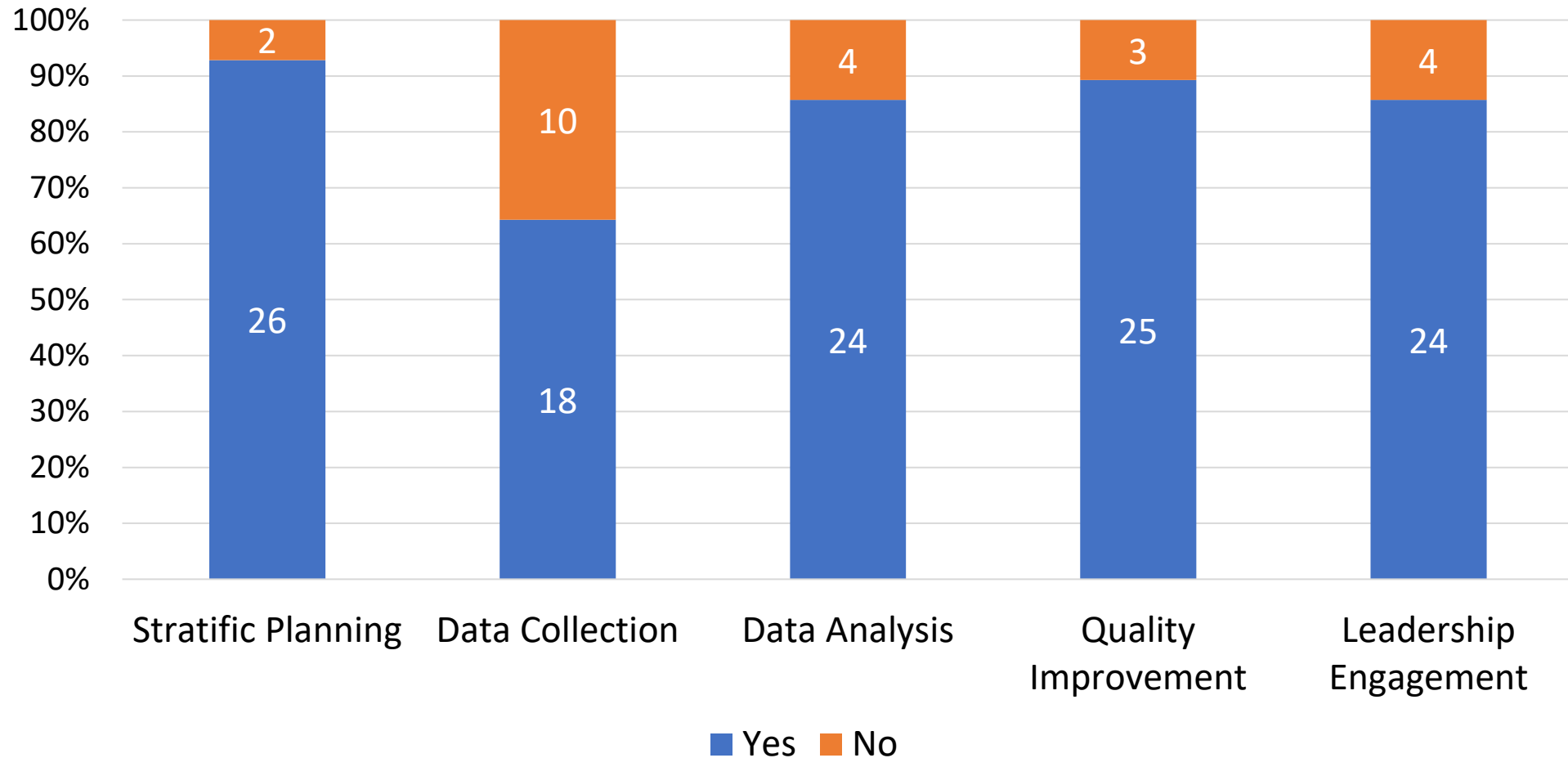
Analysis based on 320 approved hospital reports available at the time of analysis. Of the 320 reports, 284 are from General Acute Care hospitals, 28 from Acute Psychiatric hospitals, and 8 from Children's hospitals.

CMS Hospital Commitment to Health Equity (HCHE) Structural Measure: GAC



Analysis based on 320 approved hospital reports available at the time of analysis. Of the 320 reports, 284 are from General Acute Care hospitals, 28 from Acute Psychiatric hospitals, and 8 from Children's hospitals.

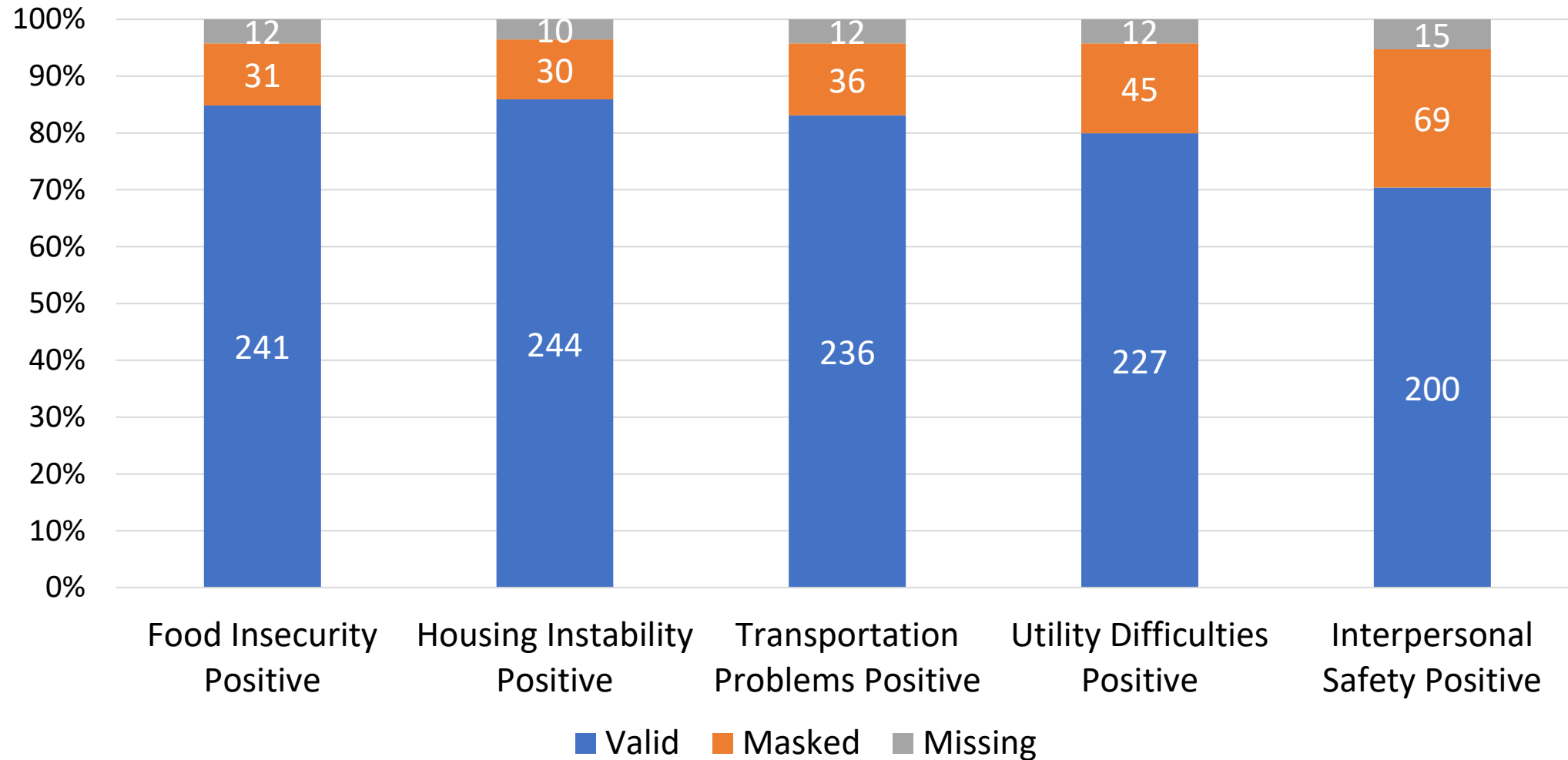
CMS Hospital Commitment to Health Equity (HCHE) Structural Measure: AP



Analysis based on 320 approved hospital reports available at the time of analysis. Of the 320 reports, 284 are from General Acute Care hospitals, 28 from Acute Psychiatric hospitals, and 8 from Children's hospitals.

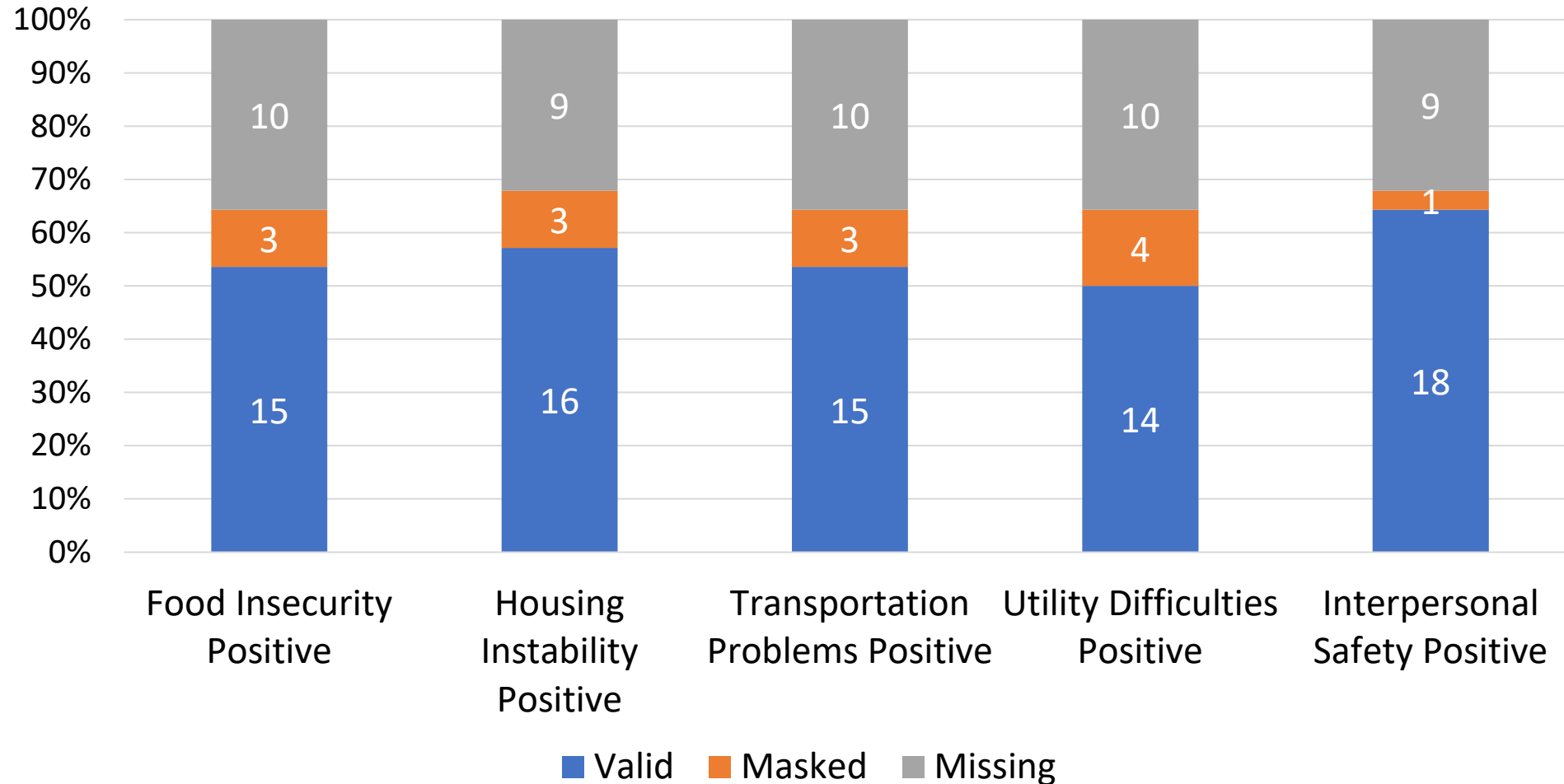
CMS Social Drivers of Health (SDOH): GAC

Overall SDOH screen rate: 1 masked, 4 missing, 279 valid



Analysis based on 320 approved hospital reports available at the time of analysis. Of the 320 reports, 284 are from General Acute Care hospitals, 28 from Acute Psychiatric hospitals, and 8 from Children's hospitals.

CMS Social Drivers of Health (SDOH): AP



Analysis based on 320 approved hospital reports available at the time of analysis. Of the 320 reports, 284 are from General Acute Care hospitals, 28 from Acute Psychiatric hospitals, and 8 from Children's hospitals.

Top Disparity Measures: GAC

Top One Disparity Measures	Number of Hospitals	Percent of Hospitals
HCAI All-Cause Unplanned 30-Day Hospital Readmission Rate	184	79%
HCAI All-Cause Unplanned 30-Day Hospital Readmission Rate, stratified by behavioral health diagnosis (No Behavioral Health Diagnosis)	14	6%
Agency for Healthcare Research and Quality (AHRQ) Quality Indicator Pneumonia Mortality Rate	10	4%
AHRQ Patient Safety Indicator Death Rate among Surgical Inpatients with Serious Treatable Complications	7	3%
Hospital Consumer Assessment of Healthcare Providers and Systems (HCAHPS) survey: Received information and education	7	3%
HCAHPS survey: Would recommend hospital.	5	2%
CMQCC Exclusive Breast Milk Feeding	3	1%
California Maternal Quality Care Collaborative (CMQCC) Nulliparous, Term, Singleton, Vertex (NTSV) Cesarean Birth Rate	2	1%
HCAI All-Cause Unplanned 30-Day Hospital Readmission Rate, stratified by behavioral health diagnosis (Mental Health Disorder)	1	0%
HCAI All-Cause Unplanned 30-Day Hospital Readmission Rate, stratified by behavioral health diagnosis (Substance Use Disorder)	1	0%
Number of Missing = 50		

Top Disparity Stratifications: GAC

Top One Disparity Stratifications	Number of Hospitals	Percent of Hospitals
Age (excluding maternal measures)	124	53%
Expected Payor	58	25%
Race and/or Ethnicity	33	14%
Sex Assigned at Birth	11	5%
Preferred Language	5	2%
Age (for maternal measures)	2	1%
Number of Missing = 51		

Top Disparity Measures: AP

Top One Disparity Measures	Number of Hospitals	Percent of Hospitals
HCAI All-Cause Unplanned 30-Day Hospital Readmission Rate in an Inpatient Psychiatric Facility (IPF).	11	69%
HCAI All-Cause Unplanned 30-Day Hospital Readmission Rate, stratified by behavioral health diagnosis (Co-Occurring Disorder)	2	13%
CMS Inpatient Psychiatric Facility Quality Reporting (IPFQR) program Screening for Metabolic Disorders.	1	6%
HCAI All-Cause Unplanned 30-Day Hospital Readmission Rate, stratified by behavioral health diagnosis (Mental Health Disorder)	1	6%
The Joint Commission SUB-3: Alcohol and Other Drug Use Disorder Treatment Provided or Offered at Discharge and SUB-3a: Alcohol and Other Drug Use Disorder Treatment at Discharge.	1	6%

Number of Missing = 12

Top Disparity Stratifications: AP

Top One Disparity Stratifications	Number of Hospitals	Percent of Hospitals
Expected Payor	6	38%
Age (excluding maternal measures)	4	25%
Race and/or Ethnicity	3	19%
Preferred Language	1	6%
Sex Assigned at Birth	1	6%
Sexual Orientation	1	6%
Number of Missing = 12		

Top Disparity Measures and Stratifications: Children's Hospital

Top One Disparity Measures	Number of Hospitals	Percent of Hospitals
HCAI All-Cause Unplanned 30-Day Hospital Readmission Rate	7	88%
Pediatric experience survey with scores of willingness to recommend the hospital	1	13%

Top One Disparity Stratifications	Number of Hospitals	Percent of Hospitals
Expected Payor	4	50%
Race/Ethnicity	3	38%
Age	1	13%

Analysis based on 320 approved hospital reports available at the time of analysis. Of the 320 reports, 284 are from General Acute Care hospitals, 28 from Acute Psychiatric hospitals, and 8 from Children's hospitals.

Core Quality Measures: GAC

Core Quality Measure	Valid Data % (#)	Masked % (#)	Missing % (#)
HCAI All-Cause Unplanned 30-Day Hospital Readmission Rate	89% (254)	6% (17)	5% (13)
HCAHPS survey: Received Information	87% (247)	1% (2)	12% (35)
HCAHPS survey: Would recommend hospital	87% (246)	1% (2)	13% (36)
HCAI All-Cause Unplanned 30-Day Hospital Readmission Rate, stratified by behavioral health diagnosis (No Behavioral Health Diagnosis)	83% (235)	10% (27)	8% (22)
HCAI All-Cause Unplanned 30-Day Hospital Readmission Rate, stratified by behavioral health diagnosis (Mental Health Disorder)	82% (233)	11% (32)	7% (19)
HCAI All-Cause Unplanned 30-Day Hospital Readmission Rate, stratified by behavioral health diagnosis (Substance Use Disorder)	78% (221)	15% (42)	7% (21)
HCAI All-Cause Unplanned 30-Day Hospital Readmission Rate, stratified by behavioral health diagnosis (Co-Occurring Disorder)	75% (214)	17% (49)	7% (21)
Agency for Healthcare Research and Quality (AHRQ) Quality Indicator Pneumonia Mortality Rate	68% (194)	25% (71)	7% (19)
California Maternal Quality Care Collaborative (CMQCC) Nulliparous, Term, Singleton, Vertex (NTSV) Cesarean Birth Rate	60% (171)	2% (5)	38% (108)
CMQCC Vaginal Birth After Cesarean (VBAC) Rate, Uncomplicated	51% (145)	11% (30)	38% (109)
AHRQ Patient Safety Indicator (PSI) Death Rate among Surgical Inpatients with Serious Treatable Complications	48% (136)	40% (113)	12% (35)
CMQCC Exclusive Breast Milk Feeding	47% (133)	1% (3)	52% (148)

Analysis based on 320 approved hospital reports available at the time of analysis. Of the 320 reports, 284 are from General Acute Care hospitals, 28 from Acute Psychiatric hospitals, and 8 from Children's hospitals.

Core Quality Measures: AP

Core Quality Measure	Valid Data % (#)	Masked % (#)	Missing % (#)
HCAI All-Cause Unplanned 30 -Day Hospital Readmission Rate in an inpatient psychiatric facility (IPF)	79% (22)	14% (4)	7% (2)
HCAI All-Cause Unplanned 30 -Day Hospital Readmission Rate (stratified by behavioral health diagnosis) - Mental Health Disorders	75% (21)	14% (4)	11% (3)
HCAI All-Cause Unplanned 30 -Day Hospital Readmission Rate (stratified by behavioral health diagnosis) - Co-occurring disorders	68% (19)	14% (4)	18% (5)
The Joint Commission UB -3: Alcohol and Other Drug Use Disorder Treatment Provided or Offered at discharge	39% (11)	18% (5)	43% (12)
The Joint Commission UB -3a: Alcohol and Other Drug Use Disorder Treatment at Discharge	39% (11)	18% (5)	43% (12)
CMS Inpatient Psychiatric Facility Quality Reporting (IPFQR) program Screening for Metabolic Disorders	39% (11)	0% (0)	61% (17)
HCAI All-Cause Unplanned 30 -Day Hospital Readmission Rate (stratified by behavioral health diagnosis) - No behavioral Health Diagnosis	36% (10)	14% (4)	50% (14)
HCAI All-Cause Unplanned 30 -Day Hospital Readmission Rate (stratified by behavioral health diagnosis) - Substance Use Disorders	25% (7)	32% (9)	43% (12)
HCAHPS survey: Would recommend hospital	21% (6)	4% (1)	75% (21)
HCAHPS survey: Received Information	18% (5)	4% (1)	79% (22)
Agency for Healthcare Research and Quality (AHRQ) Quality Indicator Pneumonia Mortality Rate	14% (4)	4% (1)	82% (23)

Analysis based on 320 approved hospital reports available at the time of analysis. Of the 320 reports, 284 are from General Acute Care hospitals, 28 from Acute Psychiatric hospitals, and 8 from Children's hospitals.

Upcoming Development

Expanded
data analysis

Wireframe
for reports on
HCAI website

From Findings to Action: TA Roadmap

Transform

- Transform initial review findings into a 2026 TA plan

Enhance

- Enhance template and tool for automatic rate calculations

Maintain

- Maintain ongoing TA support

Conduct

- Conduct webinars covering DDG, rate calculations, rate ratios, and the Top 10 disparities