

# Developing a Seismic Compliance Plan

*Ali Sumer - Seismic Compliance Unit, Supervisor*

*Haley Sheddy - Seismic Compliance Unit, Compliance Officer*

*August 27<sup>h</sup>, 2025*

# Recent HCAI Seismic Webinars

- February 20, 2025 - Seismic Grant: Small and Rural Hospital Relief Program [\[link\]](#)
- March 4, 2025 - Seismic compliance plan and delays beyond the 2030 deadline [\[link\]](#)
- March 18, 2025 - NPC compliance [\[link\]](#)
- March 27, 2025 - Water rationing plan [\[link\]](#)
- April 2, 2025 - SPC compliance [\[link\]](#)
- August 27, 2025 - Developing a seismic compliance plan

# Outline

- Background
- Seismic Compliance Plan Application
- Examples, templates

[ For further details, please see March 4<sup>th</sup>, 2025 presentation.]

# What is the overall summary?

- Seismic Compliance Plan Application (new interface, old requirement)
  - Two brief tables that identifies seismic scope and schedule to achieve compliance
  - **Required for ALL hospitals, deadline to submit 1/1/2026.**
- **Download example spreadsheet** from our website for various compliance cases to help build your plan. [\[link to xls file\]](#)

# Seismic Compliance Plan

- First submittals were due 2001.
- The required info is still the same, just different submittal process.
- 2001 → paper submittal → pdf submittal → 2025 automated submittal

**1.4 Compliance plans.** A compliance plan shall be prepared and submitted for each building subject to these regulations. All general acute care hospital owners shall formulate a compliance plan which shall indicate the facility's intent to do any of the following:

1. Building retrofit for compliance with these regulations for continued acute care operation beyond 2030;
  2. Partial retrofit for initial compliance, with closure or replacement expected by 2002, 2008, 2013 or 2030;
  3. Removal from acute care service with conversion to nonacute care health facility use; or
  4. No action, building to be closed, demolished or replaced.
- This plan must clearly indicate the actions to be taken by the facility and must be in accordance with the timeframes set forth in Article 2 (Structural Performance Category-“SPC”) and Article 11 (Nonstructural Performance Category-“NPC”) of the Seismic Evaluation Procedure regulations.

2. All site, architectural, and engineering plans shall be formatted on 11- by 17-inch sheets (folded to 8½ by 11 inches);

3. Larger sheets, if required to clearly describe the requested information, shall be appended to the compliance plan; and

4. Other supporting documents in addition to those meeting the minimum requirements of Section 1.4.4 may be appended to the compliance plan.

**1.4.2 Compliance plan submittal.** Hospital owners shall submit the compliance plan to the Office by January 1, 2001, unless the owner requests an extension pursuant to Section 1.4.3. The hospital owners shall submit the compliance plan in accordance with Section 7-113, “Application for Plan or Report Review” and Section 7-133, “Fees” of Article 3, Chapter 7, Part 1, Title 24.

**1.4.3 Compliance plan submittal extension.** Hospital owners may request an extension from the Office for submission of the compliance plan. Any hospital owner requesting an extension for submittal of the compliance plan shall make such request in writing to the Office up to 180 days prior to, but no later than January 1, 2001. The compliance plan must be submitted no later than January 1, 2002. All hospital owners requesting an extension for submittal of the compliance plan shall certify to OSHPD that all hospital buildings continuing acute care operation beyond January 1, 2002 meet the standards of NPC 2 by January 1, 2002.

**1.4.4 Compliance plan requirements.** Each compliance plan shall contain the following elements:

1. An Existing Site/Campus Description;
2. A Compliance Plan Description;
3. A Compliance Site Plan;
4. A Compliance Plan Schedule; and
5. An Existing and Planned Buildings Matrix.

**1.4.4.1 Existing site/campus description.** If the compliance plan is submitted separately from the seismic evaluation, it will be necessary to resubmit the information as specified in Section 1.3.4.5, of the Nonstructural Evaluation Report.

**1.4.4.2 Compliance plan description.** Provide a comprehensive narrative description of the Compliance Plan, including the projected schedule for compliance.

**1.4.4.3 Compliance site plan.** Provide Compliance Site Plans, indicating the configuration of the facility at the 2008 and 2030 milestones. The plans shall indicate conforming and nonconforming buildings and identify the final configuration of the facility at each milestone, after completion of compliance measures.

**1.4.4.4 Compliance plan schedule.** Provide a bar graph schedule which describes the schedule for compliance with the SPC and NPC seismic performance categories, indicating the schedule of the following major phases of the plan:

1. Obtain a geotechnical report (if necessary);
2. Architecture and engineering design/construction document preparation;
3. Local approvals;
4. Office review, approval and permitting;

BUILDING NAME/ DESIGNATION	BUILDING TYPE (per Section 2.2.3)	SPC existing	SPC planned	NPC existing	NPC planned

5. Approval of Department of Health Services Licensing and Certification, and any other required licensing;
6. Permanent relocation of acute care services to other buildings or facilities (identify services affected);
7. Temporary/interim relocation of acute care services to other buildings including the duration of the approved program flexibility plan pursuant to Health and Safety Code Section 1276.05;
8. Construction period; and
9. Beneficial occupancy.

BUILDING NAME/ DESIGNATION	OSHPD (or local building) permit date/ number	GOVERNING BUILDING CODE	CONSTRUCTION COMPLETION DATE	BUILDING TYPE (per Section 2.2.3)	SPC	NPC

# Seismic Compliance Plan

- Compliance plans with project number beginning with SCR are outdated. An updated Compliance Plan submittal is required, the new project number will begin with CP.

# **Seismic Compliance Plan Application**

# Seismic Compliance Plan Application

- Seismic Compliance Plan is **NOT** a drawing or calculations or an evaluation.
- Seismic compliance plans **outline** the details for how each building in the facility will achieve seismic compliance by the proposed completion date.
- The information includes types of compliance solutions, such as retrofitting a building or removing acute care services, with associated timelines and related project numbers, if any, for each building.



# Overview of Seismic Compliance Plan

There are two main tables

- **Compliance Method:** Outlines method of compliance for each building
- **Building Milestones:** Outlines critical and regular milestones for each building

The rest of the application is about facility ownership, applicant contact info, etc.

# Seismic Compliance Plan – Change in Plans

California Administrative Code Part 1 Chapter 6 Section 1.4.5 requires:

*A change to an approved Compliance Plan shall be submitted by a hospital owner when the method or schedule to achieve compliance changes.*

HCAI has not received compliance plan updates from many facilities in the last 24 years.

# PIN 80 - Seismic Compliance Plan

- PIN 80 outlines the implementation of the regulations for seismic compliance delay as required by Assembly Bill 869.
- A streamlined seismic compliance plan application has been introduced in PIN 80.
- The rollout of this automated seismic compliance plan is done in conjunction with the AB 869 delay application, since the delay to the 2030 deadline requires close monitoring of the seismic compliance progress.
- Tracking of progress is now centralized through the seismic compliance plan application.
- [Link to PIN 80](#)

# Seismic Compliance Plan Application

- Seismic compliance plan applications are projects which are submitted to HCAI via the [\*eServices Portal \(eSP\)\*](#).
- For step-by-step instructions on how to submit a seismic compliance plan application see [User Guide 21 Application for Seismic Compliance Plan Review](#).

**e-Services  
Portal  
User  
Guide**

**APPLICATION FOR  
SEISMIC  
COMPLIANCE PLAN**

**VERSION 1.0**

**Section  
21**

Office of Statewide Hospital Planning and Development  
February 2025

# Compliance Plan – Ownership Info

## Property Management Information.

- Include the Facility Property Owner Type
  - Private (Investor – Corporation)
  - Private (Investor – Individual)
  - Private (Investor – Partnership)
  - Private (Investor – Limited Liability Company)
  - Non-profit Corporation (incl/ Church-related)
  - City
  - County
  - District
  - University of California

The screenshot shows a web form titled "Property Management Information". It includes a "Responsible Parties" section with a link to the eSP User Guide. The form contains several fields: "Facility Property Owner Type" (a dropdown menu), "Is the Facility Property Owner also the managing organization/licensee?" (radio buttons for Yes/No), "Managing organization or licensee name" (a text field), and "Who is financially obligated for infrastructure improvements including seismic upgrade (existing or future)?" (a dropdown menu). At the bottom are "Continue Application" and "Save and resume later" buttons. A red box highlights the "Facility Property Owner Type" dropdown, and a red arrow points from it to a larger red box showing the dropdown's menu. The menu lists the following options: Private (Investor - Corporation), Private (Investor - individual), Private (Investor - Partnership), Private (Investor - Limited Liability Company), Non-profit Corporation (incl. Church-related), City, County, District, and University of California.

**Property Management Information**

**Responsible Parties**  
Please refer to eSP User Guide 21. Application for Seismic Compliance Plan Review [here](#) for detailed descriptions of the Responsible Parties designations.

Facility Property Owner Type: \* --Select--

Is the Facility Property Owner also the managing organization/licensee?: \* ☐ Yes ☐ No

Managing organization or licensee name: \*

Who is financially obligated for infrastructure improvements including seismic upgrade (existing or future)?: \* --Select--

[Continue Application >](#) [Save and resume later](#)

--Select--

- Private (Investor - Corporation)
- Private (Investor - individual)
- Private (Investor - Partnership)
- Private (Investor - Limited Liability Company)
- Non-profit Corporation (incl. Church-related)
- City
- County
- District
- University of California

# Compliance Plan – Management Info

- Contacts (continued)
  - Please fill in the following information
    - Is the Facility Property Owner also the managing organization/licensee?
    - Managing organization or licensee name
    - Who is financially obligated for infrastructure improvements including seismic upgrades?

The screenshot shows a web form titled "Property Management Information". Below the title is a section for "Responsible Parties" with a link to a user guide. The form contains several fields: "Facility Property Owner Type" (a dropdown menu), "Is the Facility Property Owner also the managing organization/licensee?" (radio buttons for Yes/No), "Managing organization or licensee name" (a text input field), and "Who is financially obligated for infrastructure improvements including seismic upgrade (existing or future)?" (a dropdown menu). A red box highlights the "Managing organization or licensee name" field and the "Who is financially obligated..." dropdown menu. A red arrow points from the highlighted dropdown menu to a separate window showing the dropdown's options: "--Select--", "Managing Organization/Licensee", "Property Owner", and "Other".

Property Management Information

**Responsible Parties**  
Please refer to eSP User Guide 21. Application for Seismic Compliance Plan Review [here](#) for detailed descriptions of the Responsible Parties designations.

Facility Property Owner Type: \* --Select--

Is the Facility Property Owner also the managing organization/licensee?: \* ☐ Yes ☐ No

Managing organization or licensee name: \*

Who is financially obligated for infrastructure improvements including seismic upgrade (existing or future)?: \* --Select--

Continue Application »

Save and resume later

--Select--

--Select--

Managing Organization/Licensee



Property Owner

Other

# Overview of Seismic Compliance Plan: Compliance Method

- 2030 Compliant Building
- Demolish Building
- No GAC services, convert to OSHPD 1R
- Relocate services to New building(s)
- Relocate services to other existing compliant building(s)
- SPC Retrofit
- NPC Retrofit
- SPC and NPC Retrofit

Facility will see  
HCAI comments  
here

<input type="checkbox"/>		Building No.	Building Name	Current SPC Rating	Current NPC Rating	Compliance Type	Narrative	Seismic Compliance Related Project Numbers	HCAI Note	
<input type="checkbox"/>		BLD-00317	Cancer Research Institute (Ezralow Tower)	3	3					<a href="#">Actions ▼</a> <a href="#">Edit</a>
<input type="checkbox"/>		BLD-03689	Topping Tower	5	2					<a href="#">Actions ▼</a>

Edit Selected

# Overview of Seismic Compliance Plan: Building Milestones (max 10 per bldg)

- 2030 Compliant Building
- Evaluation Report Submittal
- Material Testing Report Submittal
- Construction Project Submittal
- Permit Issuance
- Construction Commencement
- Construction Milestone
- Construction Final
- NPC 4/4D Construction Document Submittal
- NPC 4/4D Permit Issuance
- NPC 5 Construction Document Submittal
- NPC 5 Permit Issuance
- N/A (if building milestone is not used or leave blank)
- Additional Milestone

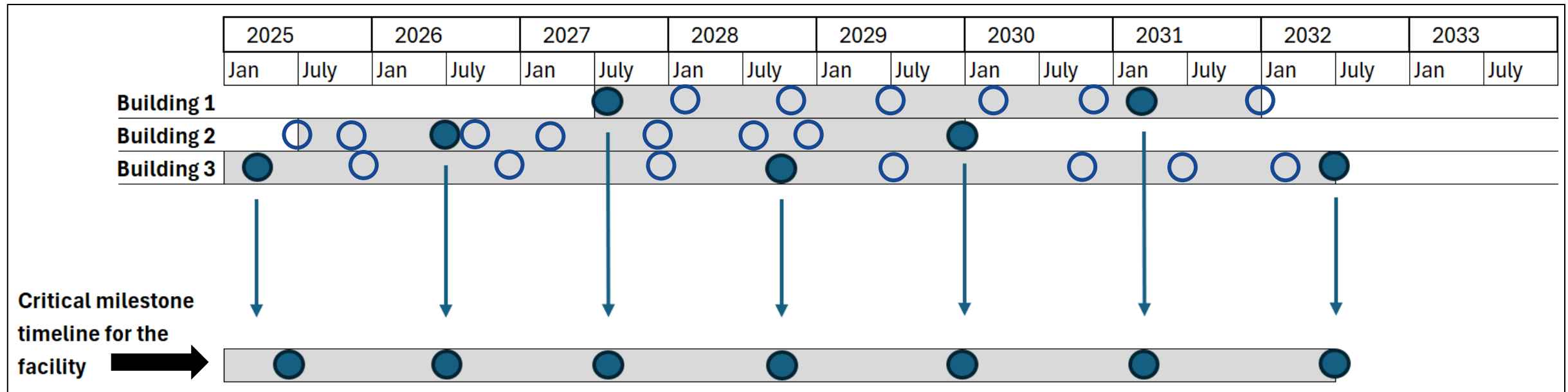
- i. Completed
- ii. In Progress
- iii. Not Started

Facility will see  
HCAI comments  
here

BUILDING MILESTONES								
Building No.	Milestone Type	Description	Critical Milestone	Completion Date	Status	Related Project Numbers	HCAI Note	HCAI Determination
BLD-00317	Evaluation Report Submittal	NPC 5 Evaluation report submitted in December 21, 2023	No	12/22/2023	Completed	SRU-2023-00863		



# Critical vs Regular Milestones



# Seismic Compliance Plan FAQs [\[Link\]](#)

## 1. How do I submit a Compliance Plan and what is required?

Video of previous webinar

[SEISMIC COMPLIANCE WEBINAR](#)

Handouts of previous webinar

[SEISMIC COMPLIANCE PLAN WEBINAR HANDOUT](#)

1. Compliance plans should be submitted using the [eServices Portal \(eSP\)](#). See [User Guide 21 – Application for Seismic Compliance Plan](#) for step-by-step instructions on how to create a compliance plan in eSP.

2. Requirements for compliance plan submittal:

### 2.1. Compliance Method:

2.1.1. The Building Number, Building Name, Current SPC Rating, and Current NPC rating are pre-populated at the time of compliance plan project creation.

2.1.2. **Compliance Type** – Select the appropriate value from the drop-down list.

2.1.3. **Narrative** – Provide an explanation for the Compliance Type choice.

2.1.4. **Seismic Compliance Related Project Numbers** – List project numbers separated by a semicolon.

2.1.5. **HCAI Note** – Is a read-only field and will be completed by HCAI staff, if applicable.

### 2.2 Building Milestone:

Sample building milestone examples

2.2.1. **Milestone Type** – See [sample template](#) for suggested Milestone Type drop-down values.

2.2.2. **Description** – Provide an explanation for the Milestone Type choice.

- 2.2.3. *Milestone requirements:*

...

# Next steps after submittal - HCAI Review

- HCAI may request additional documentation to determine reasonableness of the compliance schedule
- If not accepted upon initial review, HCAI will provide remarks and facility will have the opportunity to respond.

# Next steps after submittal - HCAI Review for facilities applying for delay beyond 2030 under AB 869

- Compliance Plan should be submitted with AB 869 delay application.
- HCAI may request additional documentation to determine reasonableness of the compliance schedule
- If not accepted upon initial review, HCAI will provide remarks and facility will have the opportunity to respond.

For facilities applying for delay beyond 2030 under AB869:

*The Department shall within 120 days of the submittal deadline approve or deny the hospital's seismic compliance plan and any delay to the seismic compliance deadline submitted in accordance with Section 1.4.*

*If the Department determines the compliance schedule is unreasonable based on the information submitted, the Department shall notify the hospital and provide the Departmental rationale for its determination. The hospital shall be given the opportunity to address the identified concerns or to provide additional information to substantiate the compliance schedule.*

*-2025 CAC, Chapter 6 Section 2.3(c)(iii)*

# Publication of Compliance Plans on HCAI Website

When approved, remarked or denied, compliance plan will be published on the HCAI Facility Detail page for each facility

[Link to Facility Detail Webpage](#)

Facilities

Workforce

Affordability

Data

Facility Finder

< Building Safety

Facility Detail

Click on the **Facility List Drop-down** below and scroll to find and select a facility. Or click the drop-down and begin typing a facility name or number to filter the list. Data is updated every 2 weeks.

**New:** AB 2190 Quarterly Reports are now available.

For accessible copies of facility site plans [email Seismic Compliance Unit](#).

Facility Info

Building List/Seismic Info

Building Services

Instrumented Buildings

AB2190 Report

Unauthorized Construction

Compliance Plan

Building Operational Plan

Show facilities:

(All)

Do not have AB 2190 Extensions

Have AB 2190 Extensions

Facility List Drop-down

10836 Lompoc Valley Medical Center

10836 Lompoc Valley Medical Center

Facility Info

Building List/Seismic Info

Building Services

Instrumented Buildings

AB2190 Report

Unauthorized Construction

Compliance Plan

Building Operational Plan

Critical Milestones

Progress

● Critical

○ Not Critical

■ On Track

Back to Main

Compliance Plan Tracker for 10836 Lompoc Valley Medical Center

Application Status: **Compliance Plan has not been Finalized.** - Out to Applicant

Milestones to achieve Seismic Compliance:

Each circle represents a milestone

Building No.	Bldg Name	NPC	SPC	Progress
BLD-03028	Replacement Facility	4	5s	On Track

Jun 25

Dec 25

Jun 26

Dec 26

Jun 27

Dec 27

Jun 28

Dec 28

Jun 29

Dec 29

Jun 30

Dec 30

Milestone Completion Date

Description of Milestones to achieve Seismic Compliance:

Building No.	Description	Completion Date	HCAI Note (Milestones)	HCAI Note (Compliance Plan)
BLD-03028	Construction Final	01-01-2030		Please respond to SER-2013-00201 regarding changing SPC 5s rating to SPC 5 rating.
	Sesimic Evaluation Report	03-07-2025	Please re-sort the milestones based on the completion dates with the new milestones.	Please respond to SER-2013-00201 regarding changing SPC 5s rating to SPC 5 rating.
	Submit NPC 5 Construction Documents	03-01-2026		Please respond to SER-2013-00201 regarding changing SPC 5s rating to SPC 5 rating.

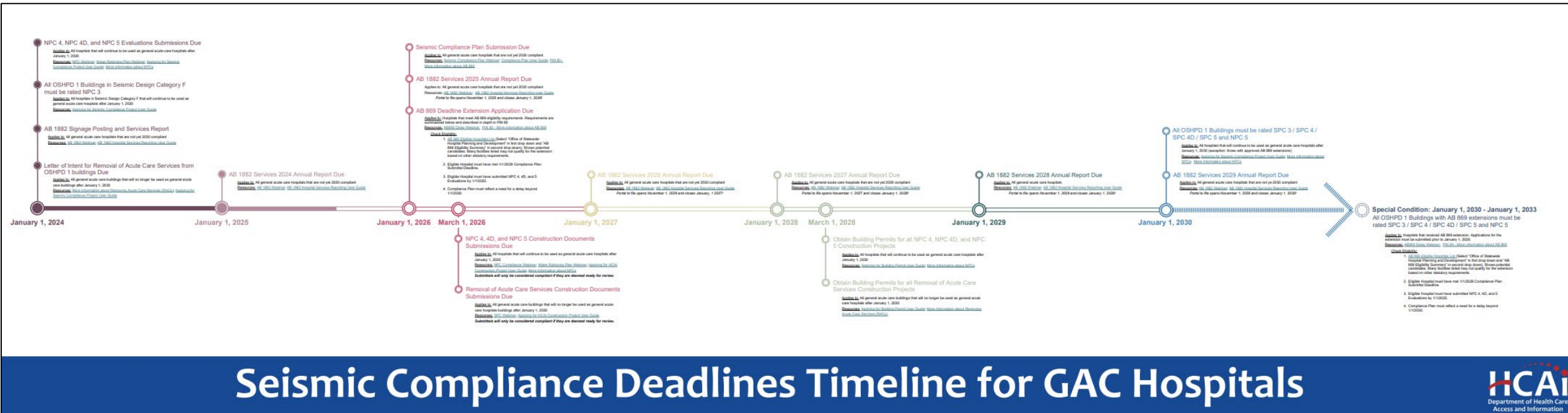
# Upcoming Seismic Compliance Deadlines

- January 1, 2026:
  - Compliance Plan Submittal Due
  - AB 869 Application due
- March 1, 2026:
  - Construction Drawings Due to Region for NPC 4,4D,5 retrofit and RACs projects
- March 1, 2028:
  - Obtain a Permit for NPC 4,4D,5 retrofit and RACs projects
- January 1, 2030:
  - All GAC Buildings must be compliant
  - Exception: Facilities who have an approved AB 869 Extension

# Upcoming Seismic Compliance Deadlines

- A new visual timeline is now provided on our website, please see the link below to download.

[Link to Seismic Compliance Timeline](#)



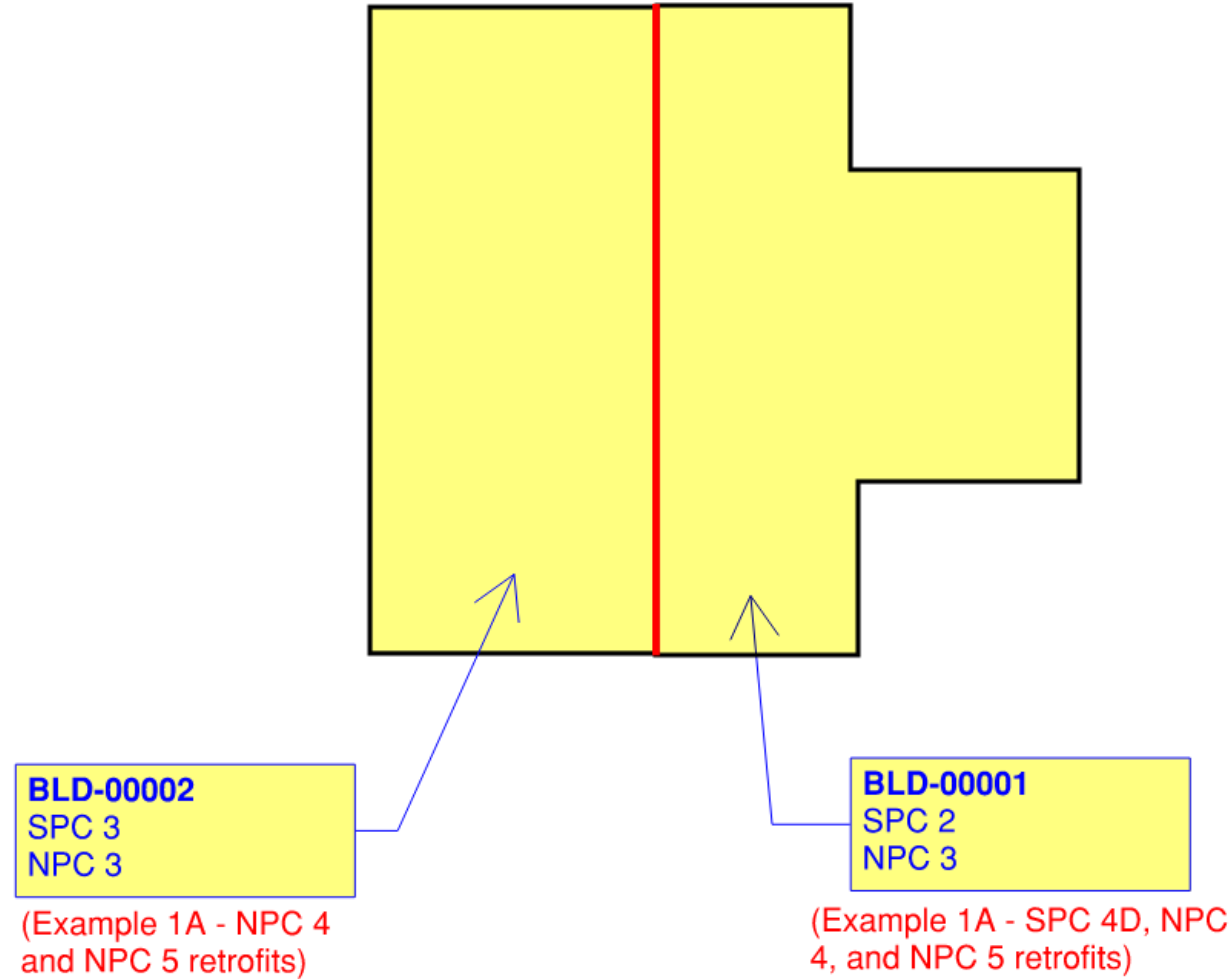
# **Seismic Compliance Plan Building Milestone Examples**

[link to sample template](#)



# Milestone Examples

- Excel file can be downloaded here: [sample template](#)
- Provides suggestions of milestone types and descriptions for most cases



## Fictional Hospital Site Plan

# Example 1A: SPC and NPC Retrofit

(For a facility with more than 1 GAC building on campus)

This building needs SPC 4D, NPC 4, and NPC 5 Upgrade

Example 1A - Building Milestones			
Milestone	Building No.	Milestone Type (drop-down selection)	Description (text field)
1	BLD-00001	Material Testing Report Submittal	MTCAP submittal
2	BLD-00001	Evaluation Report Submittal	SPC 4D SCU evaluation
3	BLD-00001	Construction Project Submittal	SPC 4D upgrade construction document - regional project submittal
4	BLD-00001	Construction Milestone	SPC 4D upgrade construction project 20% completion milestone
5	BLD-00001	Construction Milestone	SPC 4D upgrade construction project 50% completion milestone
6	BLD-00001	Construction Final	SPC 4D upgrade construction project - construction final
7	BLD-00001	NPC 4/4D Construction Document Submittal	NPC 4/4D upgrade regional projects submittal
8	BLD-00001	NPC 4/4D Permit Issuance	Obtain NPC 4/4D upgrade permit(s)
9	BLD-00001	Construction Milestone	NPC 4/4D Construction 20% completion
10	BLD-00001	Construction Final	NPC 4/4D upgrade construction project final(s)

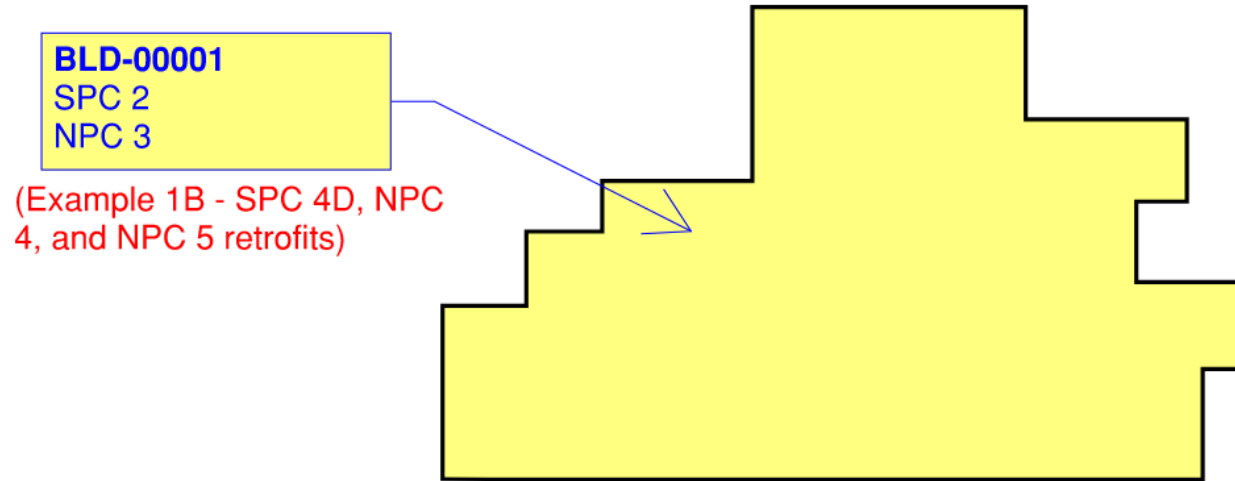
## Note on NPC 5 upgrade

Since NPC 5 upgrade applies to the entire facility (all buildings), it is not necessary to add an NPC 5 milestone for each building.

Adding the NPC 5 milestone to at least one building is acceptable and will count toward the entire campus (in this example, it has been added to BLD-00002).

This building needs NPC 4 and NPC 5 only.

Milestone	Building No.	Milestone Type (drop-down selection)	Description (text field)
1	BLD-00002	Evaluation Report Submittal	NPC 4/4D Evaluation Report submittal
2	BLD-00002	Evaluation Report Submittal	NPC 5 Evaluation Report submittal
3	BLD-00002	NPC 4/4D Construction Document Submittal	NPC 4 / 4D upgrade regional major projects submittal
4	BLD-00002	NPC 5 Construction Document Submittal	NPC 5 upgrade regional major projects submittal
5	BLD-00002	NPC 4/4D Permit Issuance	Obtain NPC 4/4D upgrade major project permit(s)
6	BLD-00002	NPC 5 Permit Issuance	Obtain NPC 5 upgrade major project permit(s)
7	BLD-00002	Construction Milestone	NPC 4/4D Construction 20% major project completion
8	BLD-00002	Construction Milestone	NPC 5 Construction 20% major project completion
9	BLD-00002	Construction Final	NPC 4/4D project(s) - completion of all related projects
10	BLD-00002	Construction Final	NPC 5 project(s) - completion of all related projects

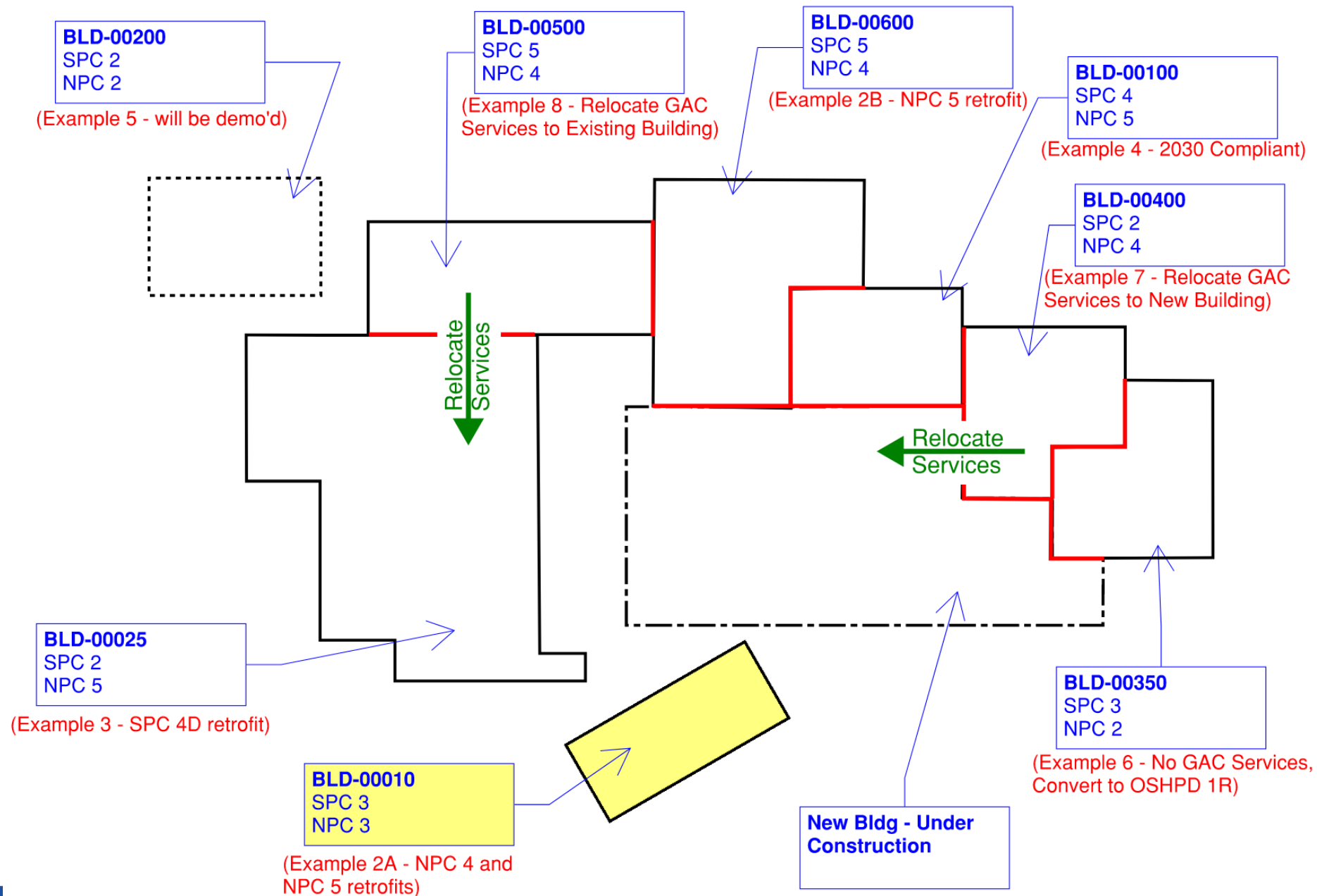


## Fictional Hospital Site Plan

# Example 1B: SPC and NPC Retrofit

## (For a facility with 1 GAC building on campus)

Example 1B - Building Milestones			
Milestone	Building No.	Milestone Type (drop-down selection)	Description (text field)
1	BLD-00001	Evaluation Report Submittal	SPC 4D SCU evaluation
2	BLD-00001	Construction Project Submittal	SPC 4D upgrade construction project submittal
3	BLD-00001	Construction Milestone	SPC 4D upgrade construction project 20% completion milestone
4	BLD-00001	Construction Final	SPC 4D upgrade construction project - construction final
5	BLD-00001	NPC 4/4D Construction Document Submittal	NPC 4 / 4D upgrade regional major projects submittal
6	BLD-00001	NPC 5 Construction Document Submittal	NPC 5 upgrade regional major projects submittal
7	BLD-00001	NPC 4/4D Permit Issuance	Obtain NPC 4/4D upgrade major project permit(s)
8	BLD-00001	Construction Milestone	NPC 4/4D Construction 20% major project completion
9	BLD-00001	Construction Milestone	NPC 5 Construction 20% major project completion
10	BLD-00001	Construction Final	NPC 4/4D project(s) and NPC 5 - completion of all related projects



## Fictional Hospital Site Plan

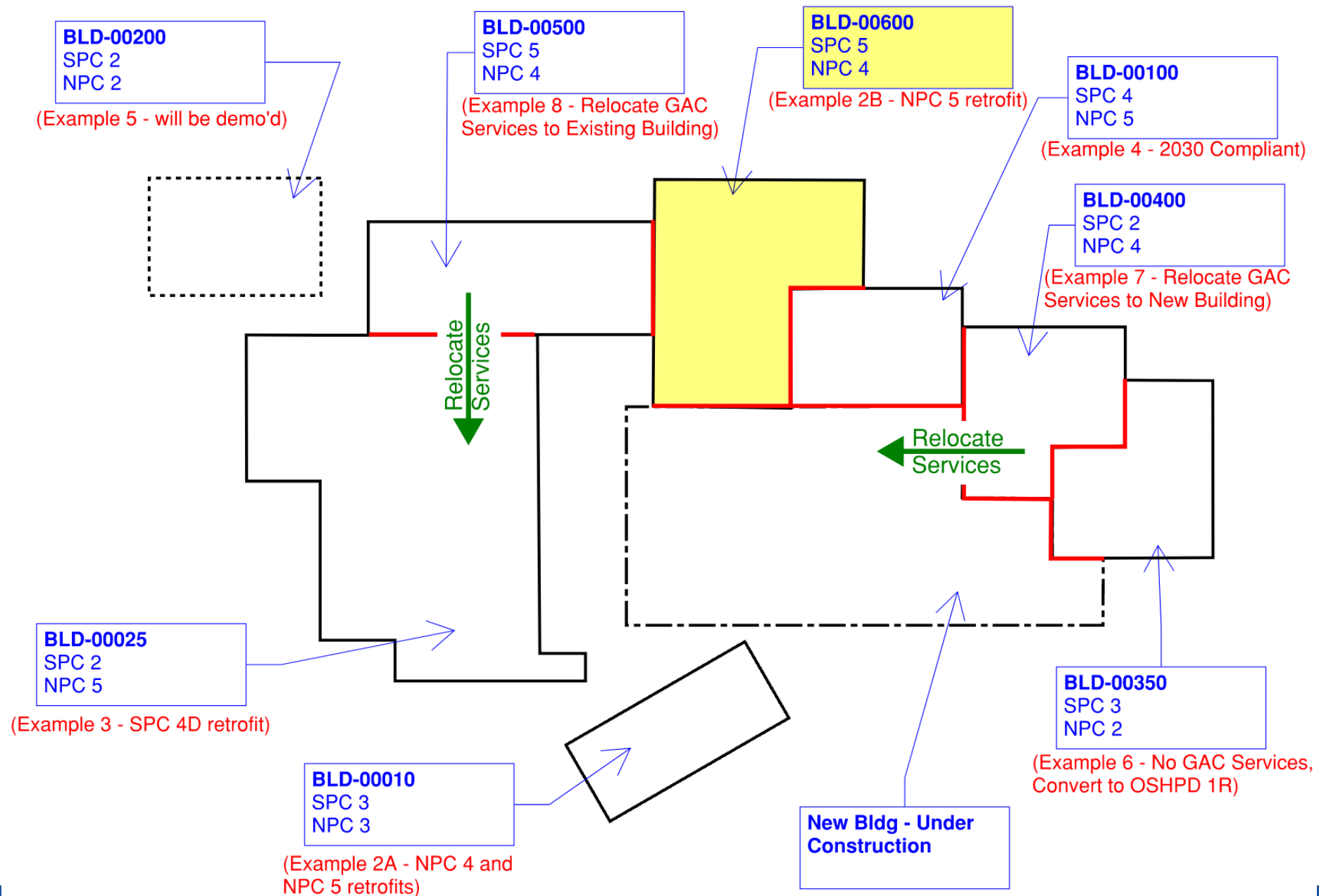
# Example 2A: NPC Retrofit

For Buildings  
currently rated:

**SPC 3, 4, 4D or 5**  
and  
**NPC 2 or 3**

This building  
needs NPC 4  
and NPC 5  
Upgrade

Example 2 - Building Milestones			
Milestone	Building No.	Milestone Type (drop-down selection)	Description (text field)
1	BLD-00010	Evaluation Report Submittal	NPC 4/4D Evaluation Report submittal
2	BLD-00010	Evaluation Report Submittal	NPC 5 Evaluation Report submittal
3	BLD-00010	NPC 4/4D Construction Document Submittal	NPC 4 / 4D upgrade regional major projects submittal
4	BLD-00010	NPC 5 Construction Document Submittal	NPC 5 upgrade regional major projects submittal
5	BLD-00010	NPC 4/4D Permit Issuance	Obtain NPC 4/4D upgrade major project permit(s)
6	BLD-00010	NPC 5 Permit Issuance	Obtain NPC 5 upgrade major project permit(s)
7	BLD-00010	Construction Milestone	NPC 4/4D Construction 20% major project completion
8	BLD-00010	Construction Milestone	NPC 5 Construction 20% major project completion
9	BLD-00010	Construction Final	NPC 4/4D project(s) - completion of all related projects
10	BLD-00010	Construction Final	NPC 5 project(s) - completion of all related projects



## Fictional Hospital Site Plan



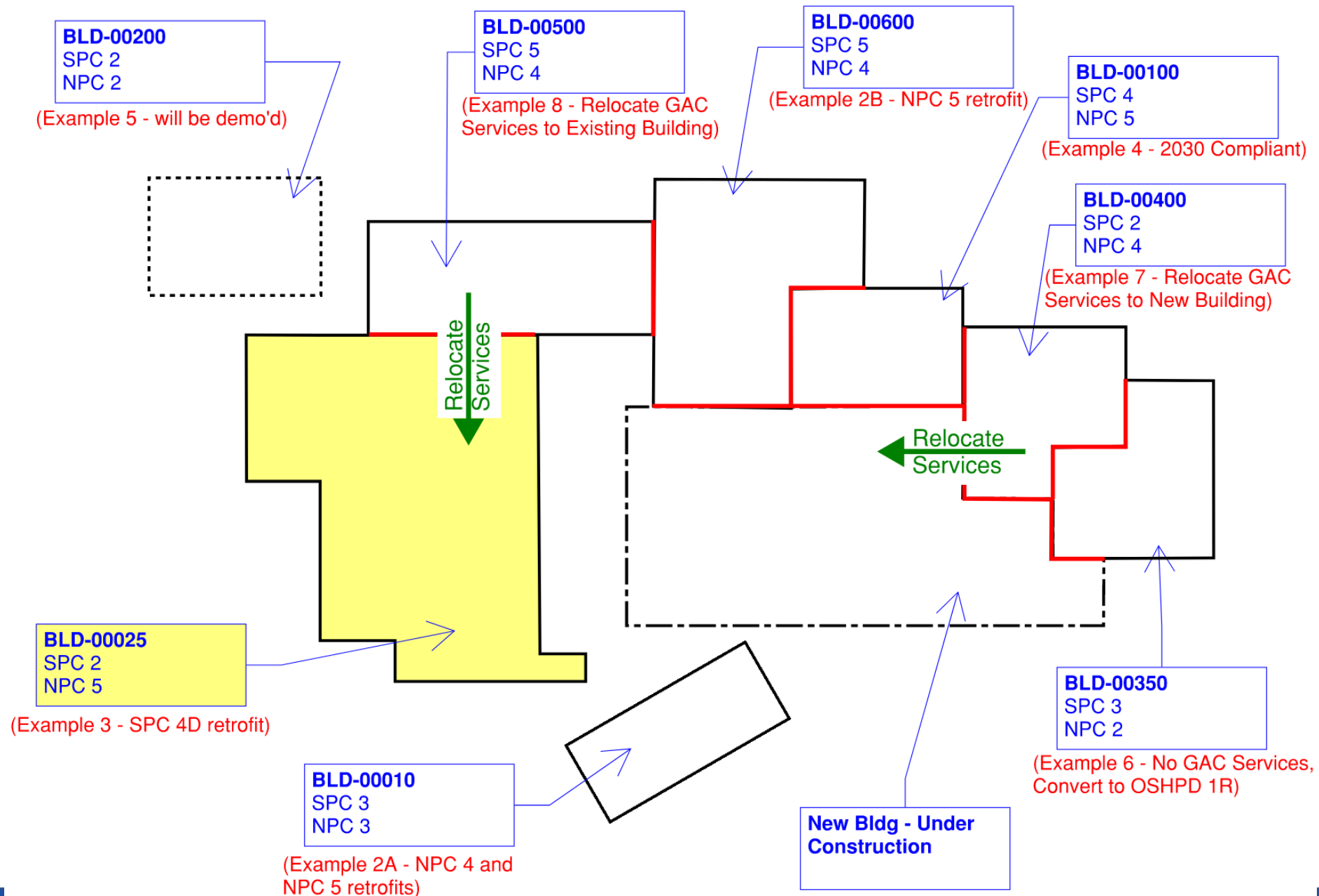
# Example 2B: NPC 5 Retrofit Only

This milestone references another building on campus that lists all the NPC 5 milestones.

Example 9 - Building Milestones			
Milestone	Building No.	Milestone Type (drop-down selection)	Description (text field)
1	BLD-00600	Construction Final	NPC 5 project(s) -Ref BLD-00002 for intermediate milestones.
2	BLD-00600	N/A	
3	BLD-00600	N/A	
4	BLD-00600	N/A	
5	BLD-00600	N/A	
6	BLD-00600	N/A	
7	BLD-00600	N/A	
8	BLD-00600	N/A	
9	BLD-00600	N/A	
10	BLD-00600	N/A	

For Buildings currently rated  
**SPC 3, 4, 4D, or 5**  
and  
**NPC 4 or 4D**

All NPC 5 milestones only need to be listed on one building per facility.  
No need to repeat all NPC 5 milestones on every building.



## Fictional Hospital Site Plan

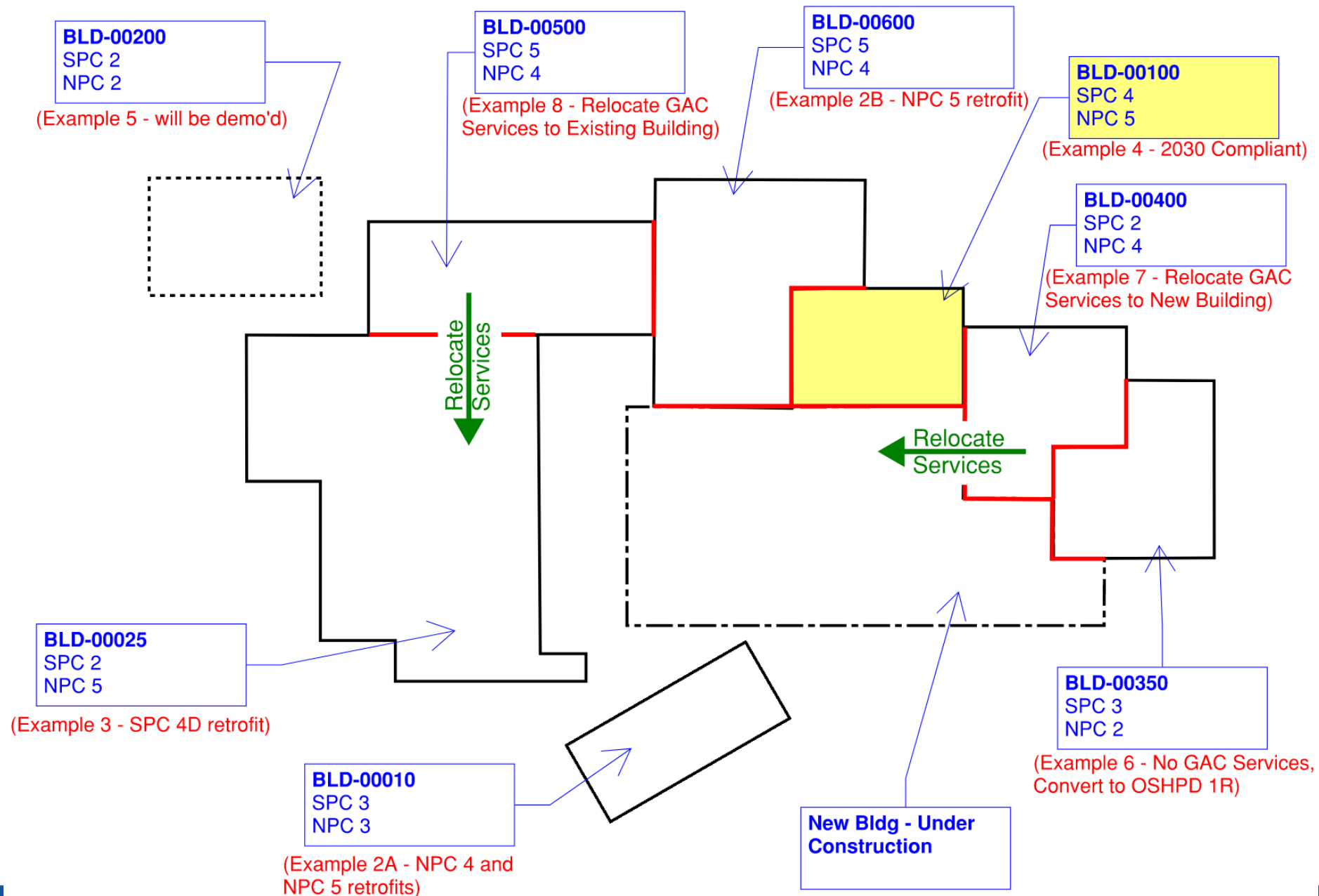
# Example 3: SPC 4D Retrofit

This building  
only needs an  
SPC 4D  
upgrade

Example 3 - Building Milestones			
Milestone	Building No.	Milestone Type (drop-down selection)	Description (text field)
1	BLD-00025	Material Testing Report Submittal	MTCAP submittal
2	BLD-00025	Evaluation Report Submittal	SPC 4D evaluation submittal
3	BLD-00025	Material Testing Report Submittal	MTCAR submittal
4	BLD-00025	Construction Project Submittal	SPC 4D upgrade regional project submittal
5	BLD-00025	Permit Issuance	Obtain SPC 4D project building permit
6	BLD-00025	Construction Milestone	SPC 4D Construction 20% completion
7	BLD-00025	Construction Milestone	SPC 4D Construction 50% completion
8	BLD-00025	Construction Final	SPC 4D Construction Final
9	BLD-00025	N/A	
10	BLD-00025	N/A	

For Buildings  
currently rated

**SPC 2**  
and  
**NPC 5**



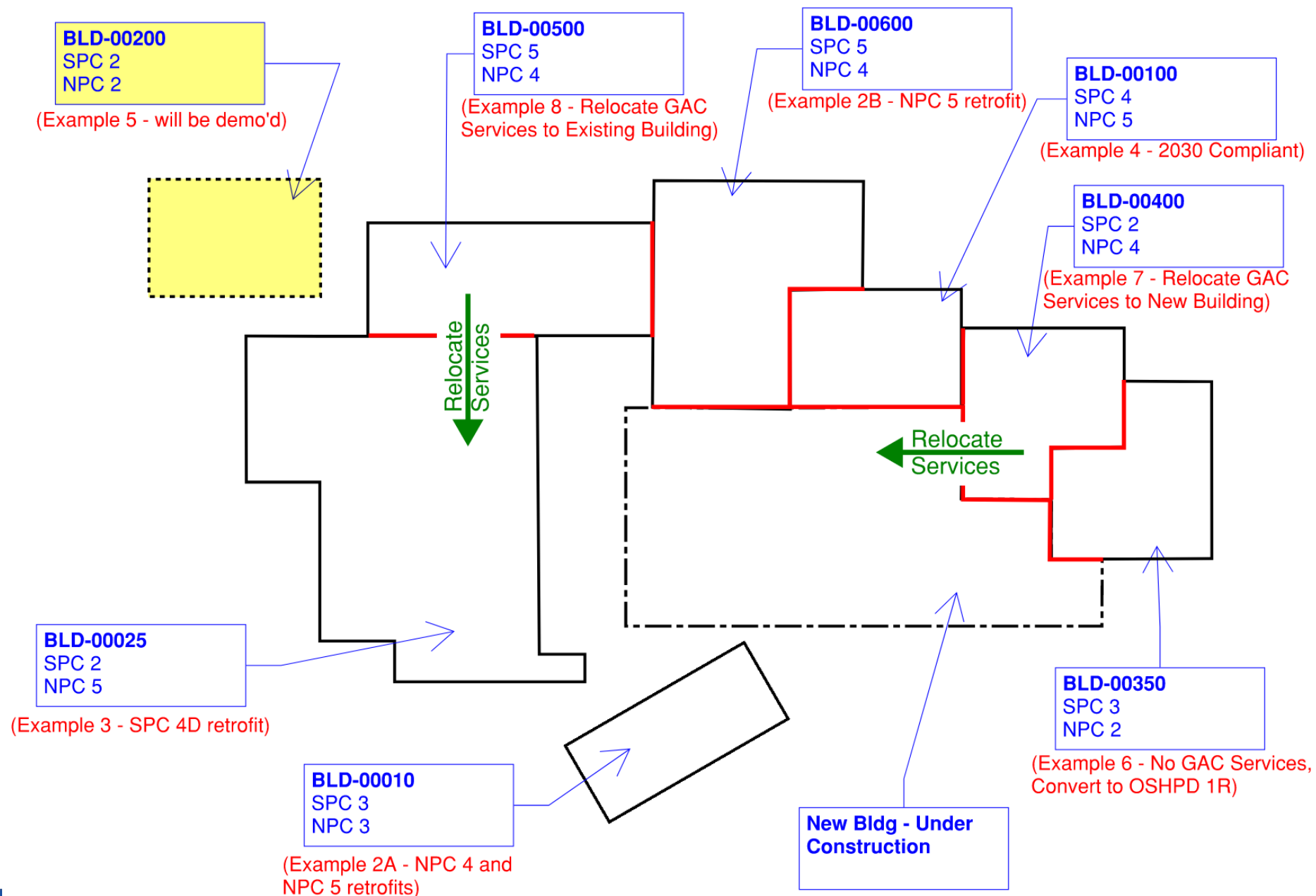
## Fictional Hospital Site Plan

# Example 4: Building is already 2030 Compliant

Example 4 - Building Milestones			
Milestone	Building No.	Milestone Type (drop-down selection)	Description (text field)
1	BLD-00100	2030 Compliant Building	Already compliant
2	BLD-00100	N/A	
3	BLD-00100	N/A	
4	BLD-00100	N/A	
5	BLD-00100	N/A	
6	BLD-00100	N/A	
7	BLD-00100	N/A	
8	BLD-00100	N/A	
9	BLD-00100	N/A	
10	BLD-00100	N/A	

For Buildings Currently  
Rated:

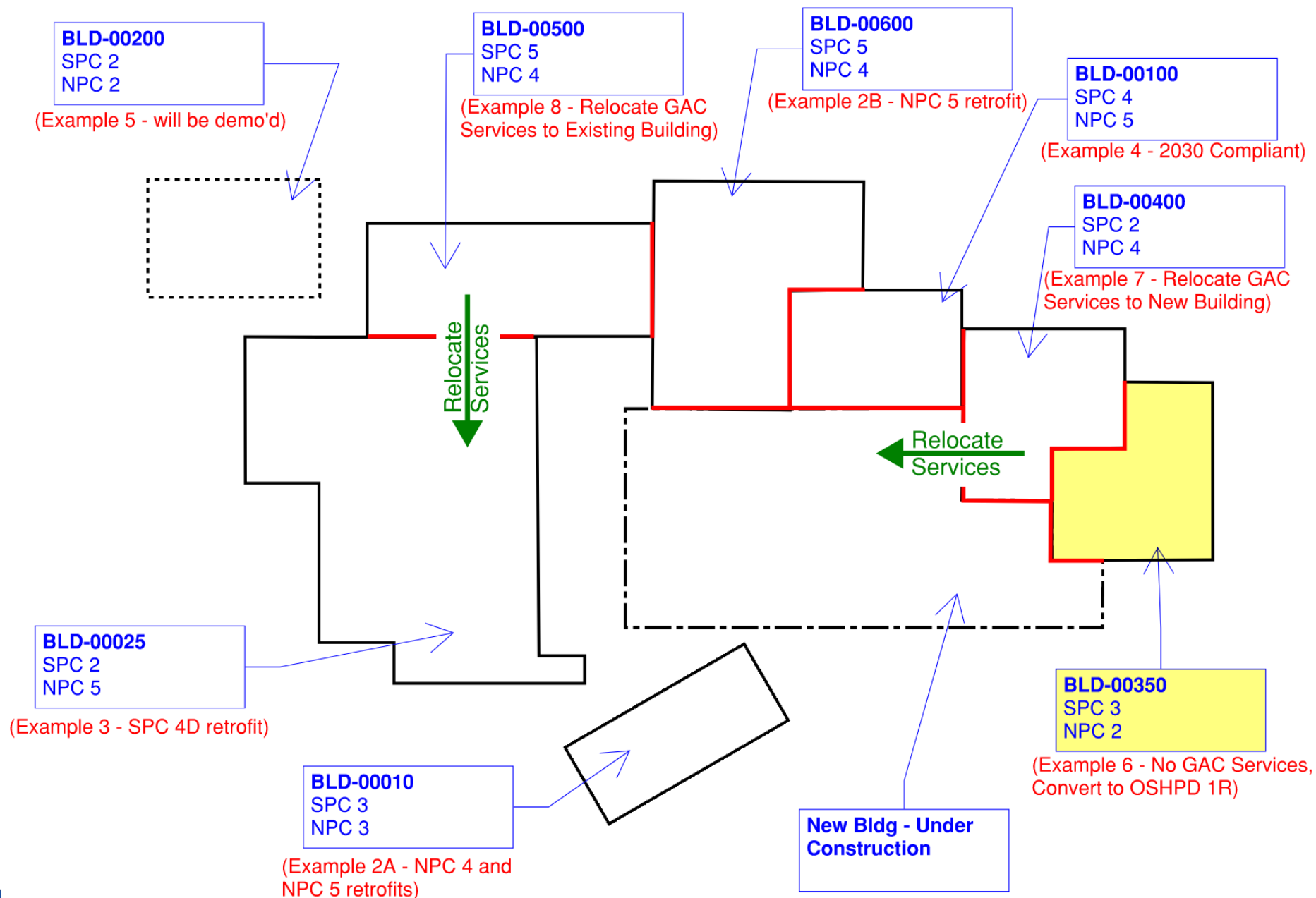
**SPC 3, 4, 4D, or 5**  
and  
**NPC 5**



## Fictional Hospital Site Plan

# Example 5: Demolish Building

Example 5 - Building Milestones			
Milestone	Building No.	Milestone Type (drop-down selection)	Description (text field)
1	BLD-00200	Evaluation Report Submittal	Submitting Intent to remove GAC Services letter from facility in a SCU project.
2	BLD-00200	Construction Project Submittal	Demolition regional project submittal
3	BLD-00200	Permit Issuance	Obtain demolition regional project permit
4	BLD-00200	Construction Milestone	Demolition Construction - Utilities are severed to a point that the building is not usable.
5	BLD-00200	Construction Milestone	Demolition Construction 20% completion
6	BLD-00200	Construction Milestone	Demolition Construction 50% completion
7	BLD-00200	Construction Final	Demolition construction final
8	BLD-00200	N/A	
9	BLD-00200	N/A	
10	BLD-00200	N/A	



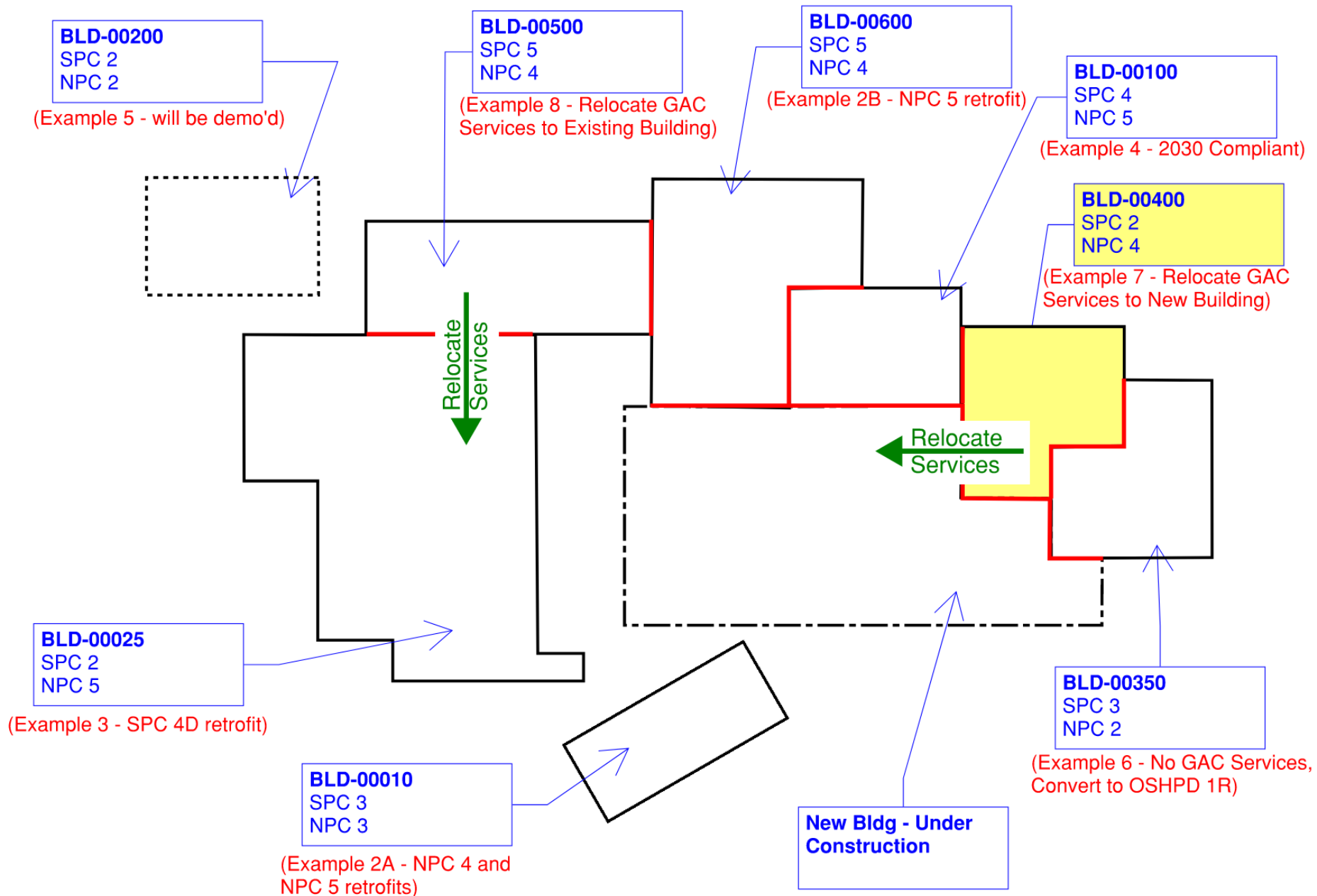
## Fictional Hospital Site Plan



# Example 6: Rerouting Utilities, no GAC services, Convert to OSHPD 1R or Transfer to local jurisdiction

This building has no GAC Services in the building, but utilities and/or egress require construction.

Example 6, 7, 8 - Building Milestones			
Milestone	Building No.	Milestone Type (drop-down selection)	Description (text field)
1	BLD-00350	Evaluation Report Submittal	Submitting Intent to remove GAC Services letter from facility in a SCU project
2	BLD-00350	Construction Project Submittal	Regional project submittal
3	BLD-00350	Construction Permit	Obtain building permit
4	BLD-00350	Construction Milestone	Construction 20% completion
5	BLD-00350	Construction Milestone	Construction 50% completion
6	BLD-00350	Construction Final	Construction final
7	BLD-00350	N/A	
8	BLD-00350	N/A	
9	BLD-00350	N/A	
10	BLD-00350	N/A	



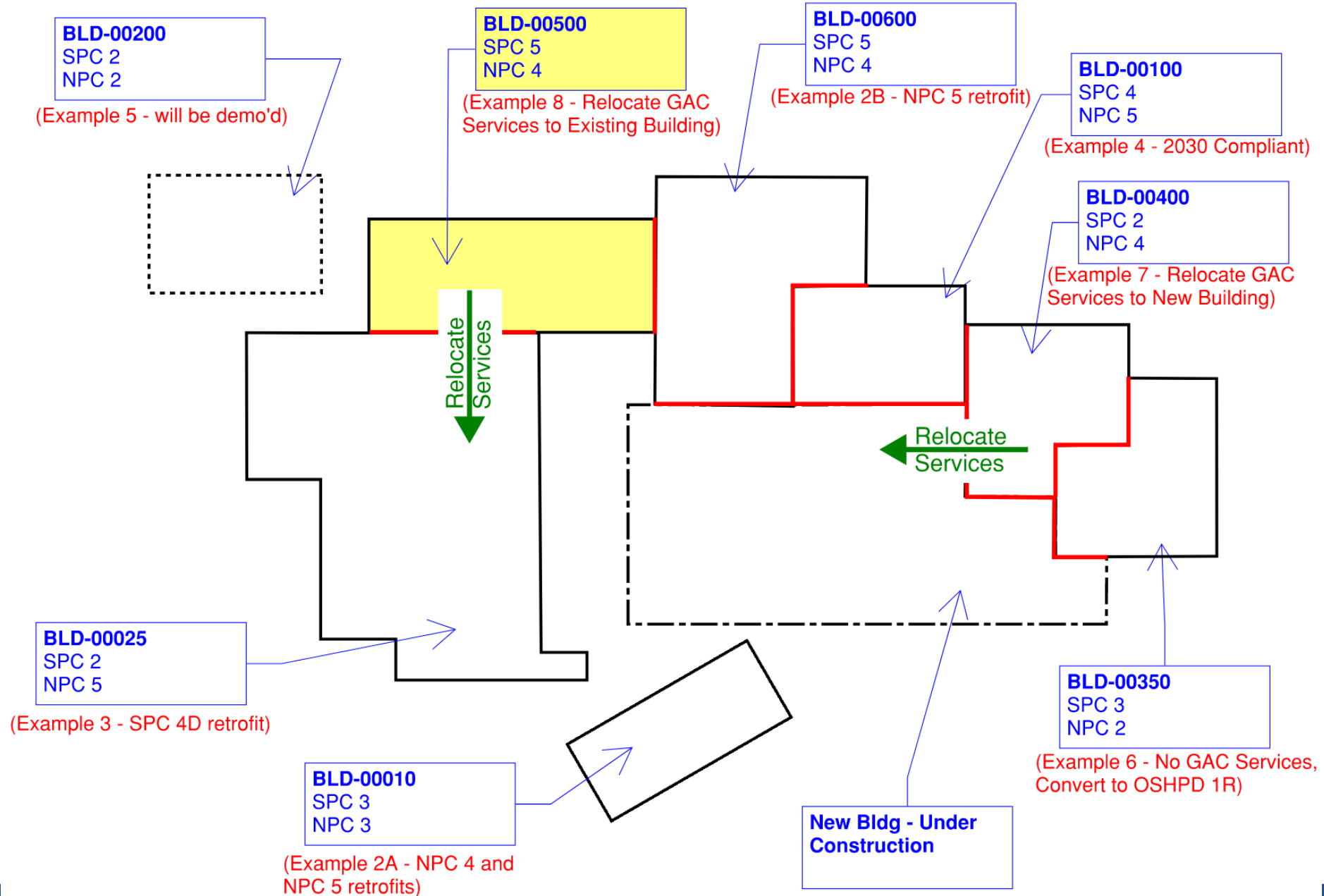
## Fictional Hospital Site Plan

# Example 7: Relocate Services to New Building(s)

This building requires construction for the services, egress, or utilities to be moved.

Example 6, 7, 8 - Building Milestones			
Milestone	Building No.	Milestone Type (drop-down selection)	Description (text field)
1	BLD-00400	Evaluation Report Submittal	Submitting Intent to remove GAC Services letter from facility in a SCU project
2	BLD-00400	Construction Project Submittal	Regional project submittal
3	BLD-00400	Construction Permit	Obtain building permit
4	BLD-00400	Construction Milestone	Construction 20% completion
5	BLD-00400	Construction Milestone	Construction 50% completion
6	BLD-00400	Construction Final	Construction final
7	BLD-00400	N/A	
8	BLD-00400	N/A	
9	BLD-00400	N/A	
10	BLD-00400	N/A	

For buildings where the ultimate goal is to convert to OSHPD 1R or transfer it to the local jurisdiction having authority



## Fictional Hospital Site Plan

# Example 8: Relocate Services to Other Existing Compliant Building(s)

This building requires construction for the services, egress, or utilities to be moved.

Example 6, 7, 8 - Building Milestones			
Milestone	Building No.	Milestone Type (drop-down selection)	Description (text field)
1	BLD-00500	Evaluation Report Submittal	Submitting Intent to remove GAC Services letter from facility in a SCU project
2	BLD-00500	Construction Project Submittal	Regional project submittal
3	BLD-00500	Construction Permit	Obtain building permit
4	BLD-00500	Construction Milestone	Construction 20% completion
5	BLD-00500	Construction Milestone	Construction 50% completion
6	BLD-00500	Construction Final	Construction final
7	BLD-00500	N/A	
8	BLD-00500	N/A	
9	BLD-00500	N/A	
10	BLD-00500	N/A	

For buildings where the ultimate goal is to convert to OSHPD 1R or transfer it to the local jurisdiction having authority

**Thank You!**

**Questions?**

**Please email**

**SeismicComplianceUnit@hcai.ca.gov**