



Steven M. Thompson Physician Corps Loan Repayment Program

Report to the Legislature

Fiscal Years 2016-17, 2017-18, and 2018-19
April 2020



Table of Contents

Executive Summary	1
Program Authority	1
Program Funding	1
Program Background	2
STLRP Selection Committee.....	2
Section 1: Participants and Awards.....	3
Section 2: Practice Settings	4
Section 3: Expenditures	4
Section 4: Performance.....	4
Appendix A: FY 2016-17 Employment County, Practice Settings, Designations, Award Amounts, and Specialties.....	5
Appendix B: FY 2016-17 Map of Recipients by County of Employment	8
Appendix C: FY 2017-18 Employment County, Practice Settings, Designations, Award Amounts, and Specialties.....	9
Appendix D: FY 2017-18 Map of Recipients by County of Employment	11
Appendix E: FY 2018-19 Employment County, Practice Settings, Designations, Award Amounts, and Specialties.....	12
Appendix F: FY 2018-19 Map of Recipients by County of Employment.....	14

Executive Summary

The Office of Statewide Health Planning and Development's (OSHPD) Health Professions Education Foundation (HPEF) is a nonprofit 501(c)(3) foundation that improves access to health care in underserved areas of California by providing scholarships and loan repayments to health professional students and graduates who provide direct patient care in those communities. Health and Safety Code Section 128557(a) requires HPEF to submit a report to the Legislature documenting the performance of the Steven M. Thompson Physician Corps Loan Repayment Program (STLRP).

The report must include: 1) the number of STLRP program participants, 2) name and location of all practice settings with program participants, 3) amount expended for the program, 4) annual performance reviews by the practice settings, and 5) the program participants and the status of the Physician Volunteer Program. This report does not include an update on the Physician Volunteer Program as HPEF does not currently administer this program.

This report covers the three-year period from July 1, 2016 through June 30, 2019.

During the report period, HPEF administered three application cycles. Available program funding determined total awards.

For Fiscal Year (FY) 2016-17 through FY 2018-19, Table 1 details the total number of applications received, the number of awards, the total dollar amount awarded, and the award start date for each cycle.

Table 1: Application Cycles – FY 2016-17, FY 2017-18, FY 2018-19

Fiscal Year	Applications Received	Number Awarded	Dollars Awarded	Award Start Date
2016-17	405	91	\$7.2 million	June 30, 2017
2017-18	403	44	\$3.5 million	June 30, 2018
2018-19	275	45	\$4.4 million	June 30, 2019

Program Authority

STLRP is authorized by Health and Safety Code, Sections 128550-128558 and the California Code of Regulations, Title 22, Section 97931.01-97931.06. Since July 2006, HPEF has administered STLRP. Previously the Medical Board of California administered the program.

Program Funding

For the report period, HPEF received funding from:

- Medical Board of California and Osteopathic Medical Board of California licensure fees
- Managed Care Administrative Fines and Penalties Fund, administered by the Department of Managed Health Care.
- The California Endowment (TCE), a one-time \$21.4 million grant.¹

¹ Of the \$21.4 million TCE grant award, in 2014 the first-year allocation was \$9.7 million; the second year was \$6.2 million; and the third year was \$5.5 million. TCE authorized HPEF to redirect any unspent funding to a fourth and final year.

Program Background

STLRP was established in 2003 to increase access to health care and promote the retention of primary care physicians in medically underserved areas² (MUAs) of California. An advisory committee of seven members counsels the program. The California Medical Association appoints two of the seven advisory committee members. HPEF, in consultation with the Medical Board and OSHPD, appoints the remaining five members, which may include other members of the medical community.

Since the program's inception in 2003, STLRP has received 2,311 applications, awarded more than \$61 million to 765 recipients providing direct patient care, and monitored awardees' compliance with the three-year service obligation in a qualifying practice setting. Approximately 80 percent of all recipients are primary care providers. Physicians and surgeons can receive up to \$105,000 in exchange for providing direct patient care in a MUA for a minimum of three years.

All recipients must serve in a MUA, and a practice setting where more than 50 percent of patients are uninsured, Medi-Cal beneficiaries, or beneficiaries of another publicly funded program serving patients who earn less than 250 percent of the federal poverty level.

Awardees must work in an eligible facility designation, which includes:

- Federally designated Health Professional Shortage Area (HPSA) areas deficient in primary care or mental health providers,
- Primary Care Shortage Area (PCSA) areas with shortages of family physicians, as determined by the California Healthcare Workforce Policy Commission,
- Federally Qualified Health Centers (FQHC),
- Rural health centers, county, veterans, and other community clinics.

STLRP Selection Committee

Health and Safety Code Section 128553(d)(1) establishes a STLRP selection committee. The Committee must have a minimum of three members, including a member appointed by the Medical Board of California. HPEF appoints the remaining two members from the medical community or members of the public with expertise in healthcare issues.

The selection committee must award at least 65 percent of available funds to primary care physicians who have completed a postgraduate residency in the areas of family practice, internal medicine, pediatrics, or obstetrics and gynecology. The selection committee may award up to 15 percent of the total funds to physicians and surgeons who practice in geriatric care settings, and up to 20 percent of funds to physicians in non-primary care specialties.

The STLRP selection committee determines whether the applicant meets the cultural and linguistic needs of patients and gives applicants priority consideration based on meeting one or more of the following criteria:

- Speaks a Medi-Cal threshold language.
- Comes from an economically disadvantaged background.
- Has significant training in culturally and linguistically appropriate service delivery.

² "Medically underserved area" is an area defined as a health professional shortage area in Part 5 of Subchapter A of Chapter 1 of Title 42 of the Code of Federal Regulations, or an area of the state where unmet priority needs for physicians exist as determined by the California Healthcare Workforce Policy Commission pursuant to Health and Safety Code Section 128225.

- Has three years of experience working in a medically underserved area or with a medically underserved population.
- Has obtained a license to practice medicine in the United States or Canada within the last 15 years.

The STLRP selection committee also considers where an applicant works to ensure a geographic distribution of awards.

Section 1: Participants and Awards

Table 2 below details the eligibility results from each application cycle for FY 2016-17 through FY 2018-19.

Table 2: Application Cycle Results – FY 2016-17, FY 2017-18, FY 2018-19

Fiscal Year	Number of Applications	Number of Counties (Applicants)	Total Applicant Educational Debt	Number Awarded	Number Eligible but Not Funded	Number Ineligible
2016-17	405	43	\$81 million	91	251	59
2017-18	403	33	\$94 million	44	212	147
2018-19	275	37	\$45 million	45	99	131

In FY 2017-18 and FY 2018-19, the total number of awards decreased by more than 50 percent compared with FY 2016-17 because of reduced funding. For the application cycle starting on FY 2019-20, HPEF created an eligibility quiz intended to reduce the number of ineligible applications that do not meet the practice setting or full-time requirements.

Table 3 details practice specialty. While awards to both family physicians and other specialties decreased in FY 2018-19, awards to the remaining specialties increased from FY 2017-18. Over the past three fiscal years, HPEF has not received any applications from gerontologists.

Table 3: Specialty Certifications Awarded – FY 2016-17, FY 2017-18, FY 2018-19

American Board of Medical Specialties Certifications	Number of Recipients FY 2016-17	Number of Recipients FY 2017-18	Number of Recipients FY 2018-19
Family Physician	33	22	16
Gerontologist	0	0	0
Internist	19	4	7
Obstetrician/Gynecologist	10	5	6
Pediatrician	16	5	7
Psychiatrist	5	3	8
Other: Emergency Medicine & Other Specialties	8	5	1
Total	91	44	45

Section 2: Practice Settings

Appendices A-F detail the distribution of recipients by practice setting, employment county, shortage designation, and award amount.

In FY 2016-17, HPEF used TCE grant funding to award 42 primary care physicians providing direct patient care in Alameda, Contra Costa, Del Norte, Fresno, Kern, Los Angeles, Madera, Monterey, Orange, Riverside, Sacramento, San Diego, and Tulare counties.

In FY 2017-18, HPEF awarded the remaining TCE grant funding to two family practice physicians in Orange and Fresno Counties and one pediatrician in Los Angeles County.

Section 3: Expenditures

Total expenditures for the report period are \$15.1 million. STLRP awards for this report period include an annual allocation from the Medical Board of California and the Osteopathic Medical Board of California through a \$25 licensure fee surcharge, an annual allocation of \$1 million from the Managed Care Administrative Fines and Penalties Fund, and remaining grant funding from TCE.

Table 4: Expenditures – FY 2016-17, FY 2017-18, FY 2018-19

Fiscal Year	Medical Board	Managed Care Administrative Fines and Penalties Fund	TCE Funds	Total Per Year
2016-17	\$3.9 million	\$0	\$3.3 million	\$7.2 million
2017-18	\$2.4 million	\$952,000*	\$200,000	\$3.5 million
2018-19	\$3.5 million	\$855,000*	\$0	\$4.4 million
Total	\$9.8 million	\$1.8 million	\$3.5 million	\$15.1 million

* Of the \$1 million allocation in the Managed Care Administrative Fines and Penalties Fund, Department of Finance authorized the program spending amounts for FY 2017-18 and FY 2018-19.

Section 4: Performance

HPEF continues to monitor 264 active STLRP awardees from previous cycles for statutory and regulatory guidelines compliance. Each recipient is contractually obligated to work full-time providing direct patient care for a minimum of three years in a MUA. Every six months, HPEF requests a signed statement from the recipient's employer or practice site to verify employment and eligibility for continued program participation and award payments.

As an awardee completes each year of service, HPEF issues a portion of the total award for the repayment of their educational debt: 24, 33, and 43 percent of the total award each year.

When the awardee completes their service obligation, HPEF sends a post-program survey to evaluate the program effectiveness. HPEF evaluates the survey data to improve future outreach, application, and award processes.

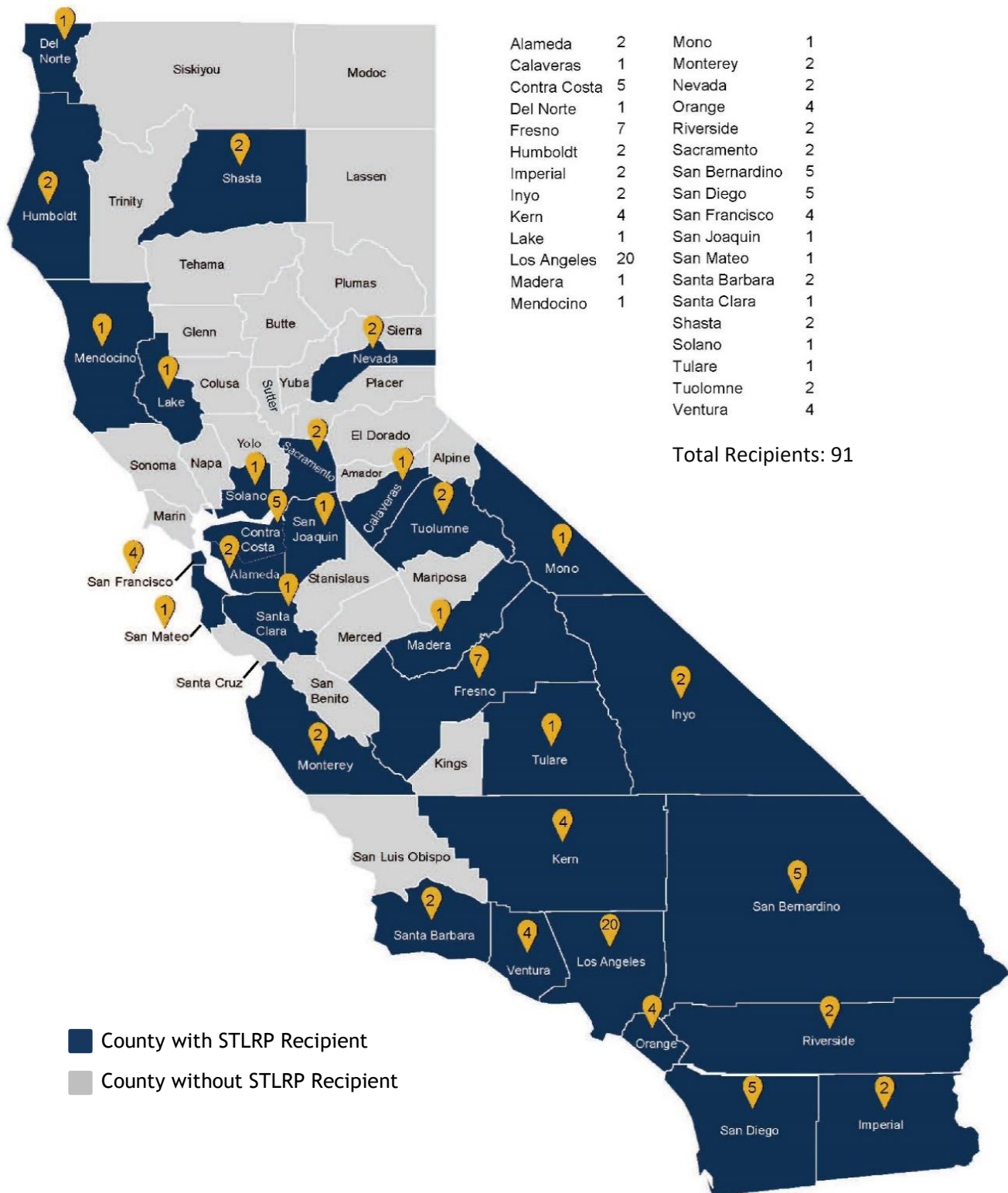
Appendix A: FY 2016-17 Employment County, Practice Settings, Designations, Award Amounts, by Specialty

#	Employment County	Practice Setting	Designation(s)	Award Amount (\$)
Family Practice				
1	Calaveras	Mark Twain Medical Center & Silver Oak Medical Office	HPSA	89,840
2	Contra Costa	Contra Costa County Health Services	FQHC	53,242
3	Contra Costa	Contra Costa County Health Services	FQHC	90,000
4	Contra Costa	Contra Costa County Health Services	FQHC	90,000
5	Fresno	Justin Preas	PCSA, HPSA	90,000
6	Fresno	UCSF Fresno Family and Community Medicine	PCSA, HPSA	90,000
7	Fresno	Clovis Urgent Care	PCSA, HPSA	90,000
8	Fresno	UCSF Fresno Family and Community Medicine	PCSA, HPSA	90,000
9	Fresno	Valley Health Team	PCSA, HPSA	68,815
10	Imperial	Imperial Valley Family Care Medical Group	PCSA, HPSA	90,000
11	Inyo	Robin Cromer-Tyler, MD Inc	HPSA	90,000
12	Kern	Clinica Sierra Vista	PCSA, HPSA	33,951
13	Kern	Ridgecrest Regional Hospital	HPSA	90,000
14	Lake	Sutter Lakeside Community Clinic	HPSA	90,000
15	Los Angeles	Family Care Specialists	PCSA	90,000
16	Los Angeles	Family Care Specialists	PCSA	105,000
17	Mendocino	Baechtel Creek Medical Clinic & Howard Memorial Hospital	HPSA	90,000
18	Orange	Friends of Family Health Center	FQHC	90,000
19	Orange	Kaiser Permanente	HPSA	90,000
20	Orange	AltaMed	PCSA, HPSA	90,000
21	Riverside	Neighborhood Healthcare	FQHC	23,446
22	Sacramento	Health and Life Organization & MedMark Treatment Services	PCSA	94,926
23	Sacramento	UCD Primary Care Network - Natomas Clinic	PCSA	75,154
24	San Bernardino	Loma Linda Inland-Empire Consortium for Healthcare Education	PCSA	90,000
25	San Diego	San Ysidro Health Center	FQHC, PCSA	82,525
26	San Diego	Family Health Centers of San Diego	FQHC	90,000
27	San Diego	San Ysidro Health Center	PCSA, HPSA	95,287
28	San Francisco	ZSFG Family Health Center & Daly City Youth Health Center	FQHC	90,000
29	San Francisco	Tom Waddell Urban Health	FQHC	90,000
30	Shasta	Shasta Community Health Center	FQHC	90,000
31	Solano	Ole Health	FQHC	90,000
32	Ventura	Magnolia Family Medical Clinic	HPSA	68,595
33	Ventura	Ventura County Medical Center	FQHC	45,461
33 Family Practice Physicians awarded				\$2,726,242
Gerontology				
No Gerontologists were awarded during the FY 2016-17 application cycle.				
Internal Medicine				
34	Del Norte	Sutter Coast Hospital	HPSA	90,000
35	Fresno	Kaiser Permanente	PCSA, HPSA	75,681

#	Employment County	Practice Setting	Designation(s)	Award Amount (\$)
36	Fresno	United Health Centers of San Joaquin Valley	PCSA, HPSA	90,000
37	Humboldt	Humboldt Medical Specialists	HPSA	90,000
38	Los Angeles	Olive View-UCLA Medical Center	HPSA	90,000
39	Los Angeles	LAC+USC Medical Center	PCSA	47,847
40	Los Angeles	Martin Luther King, Jr. Community Medical Group	PCSA, HPSA	90,000
41	Los Angeles	LAC+USC Medical Center	PCSA	42,874
42	Los Angeles	Los Angeles County Department of Health Services	County	82,424
43	Orange	UC Irvine	HPSA	90,000
44	San Bernardino	Team Health	County	90,000
45	San Bernardino	VA- Loma Linda Healthcare System	VA	90,000
46	San Bernardino	Quantum Healthcare Medical Associates	County	41,666
47	San Diego	Family Health Centers of San Diego	FQHC	90,000
48	San Diego	Family Health Centers of San Diego	PCSA, HPSA	59,312
49	San Francisco	HealthRIGHT 360	FQHC	28,301
50	Santa Barbara	Santa Barbara County Public Health Department	FQHC	70,392
51	Tuolumne	MACT Healthcare, Inc.	Medi-Cal	68,913
52	Ventura	Ventura County Health Care Agency	FQHC	64,599
19 Internists awarded				\$ 1,392,009
Obstetrics/Gynecology				
53	Humboldt	St. Joseph Hospital	HPSA	90,000
54	Los Angeles	Olive View-UCLA Medical Center	HPSA	39,270
55	Los Angeles	Los Angeles County-Harbor UCLA Medical Center	County	90,000
56	Los Angeles	USC	PCSA	90,000
57	Los Angeles	Los Angeles County-Harbor UCLA Medical Center	County	90,000
58	Monterey	Clinica de Salud del Valle de Salinas	FQHC	79,452
59	Monterey	Natividad Medical Center	FQHC	90,000
60	Riverside	Borrego Health-Eastside Health Center & Arlanza Family Health Center	PCSA, HPSA	90,000
61	San Joaquin	The Permanente Medical Group	PCSA, HPSA	90,000
62	Tuolumne	Sonora Regional Medical Center	County	90,000
10 Obstetricians/Gynecologists awarded				\$ 838,722
Pediatrics				
63	Alameda	Axis Community Health Clinic	FQHC	90,000
64	Contra Costa	Contra Costa County Health Services	FQHC	90,000
65	Contra Costa	Lifelong William Jenkins Clinic, Howard Daniel Clinic & Ashby Health Center	FQHC	90,000
66	Los Angeles	LAC + USC Medical Center	PCSA	90,000
67	Los Angeles	Children's Hospital Los Angeles	PCSA, HPSA	90,000
68	Los Angeles	Children's Hospital Los Angeles	PCSA, HPSA	90,000
69	Los Angeles	Children's Hospital Los Angeles & Shriners Hospitals for Children	PCSA, HPSA	21,283
70	Los Angeles	Children's Hospital Los Angeles & AltaMed General Pediatrics	PCSA, HPSA	90,000

#	Employment County	Practice Setting	Designation(s)	Award Amount (\$)
71	Madera	Specialty Medical Group at Valley Children's Healthcare	PCSA, HPSA	90,000
72	Mono	Mammoth Hospital	HPSA	90,000
73	San Bernardino	Hi-Desert Family Health Clinics	PCSA	75,437
74	San Francisco	Mission Area Health Associates	FQHC	53,372
75	Santa Clara	Santa Clara Valley Medical Center, Bascom Pediatric Urgent Care	FQHC	90,000
76	Shasta	Shasta Community Health Center	FQHC	12,434
77	Tulare	Valley Children's Medical Group	PCSA, HPSA	90,000
78	Ventura	Community Memorial Health System	HPSA	90,000
16 Pediatricians awarded				\$1,242,526
Psychiatry				
79	Alameda	Alameda County Behavioral Health Services-Criminal Justice Mental Health	County	90,000
80	Kern	Kern Medical	PCSA	90,000
81	Los Angeles	Olive View UCLA Medical Center	HPSA	49,527
82	San Mateo	San Mateo Medical Center	FQHC	78,668
83	Santa Barbara	Santa Barbara Department of Behavioral Wellness	County	90,000
5 Psychiatrists awarded				\$ 398,195
Other				
84	Kern	Kern Medical	PCSA	90,000
85	Nevada	Tahoe Forest Hospital District	HPSA	67,364
86	Inyo	Eastern Sierra Emergency Physicians	Medi-Cal	90,000
87	Imperial	Pioneers Memorial Hospital	PCSA, HPSA	45,824
88	Los Angeles	Martin Luther King Jr Outpatient Center	PCSA, HPSA	90,000
89	Nevada	Sierra Nevada Memorial Hospital	Medi-Cal	90,000
90	Los Angeles	Olive View UCLA Medical Center	HPSA	44,253
91	Los Angeles	Los Angeles County, Department of Health, Harbor-UCLA Medical Center	County	56,164
8 Other physicians awarded				\$ 573,605
91 Total Awards				\$7,171,299

Appendix B: FY 2016-17 Map of Recipients by Employment County

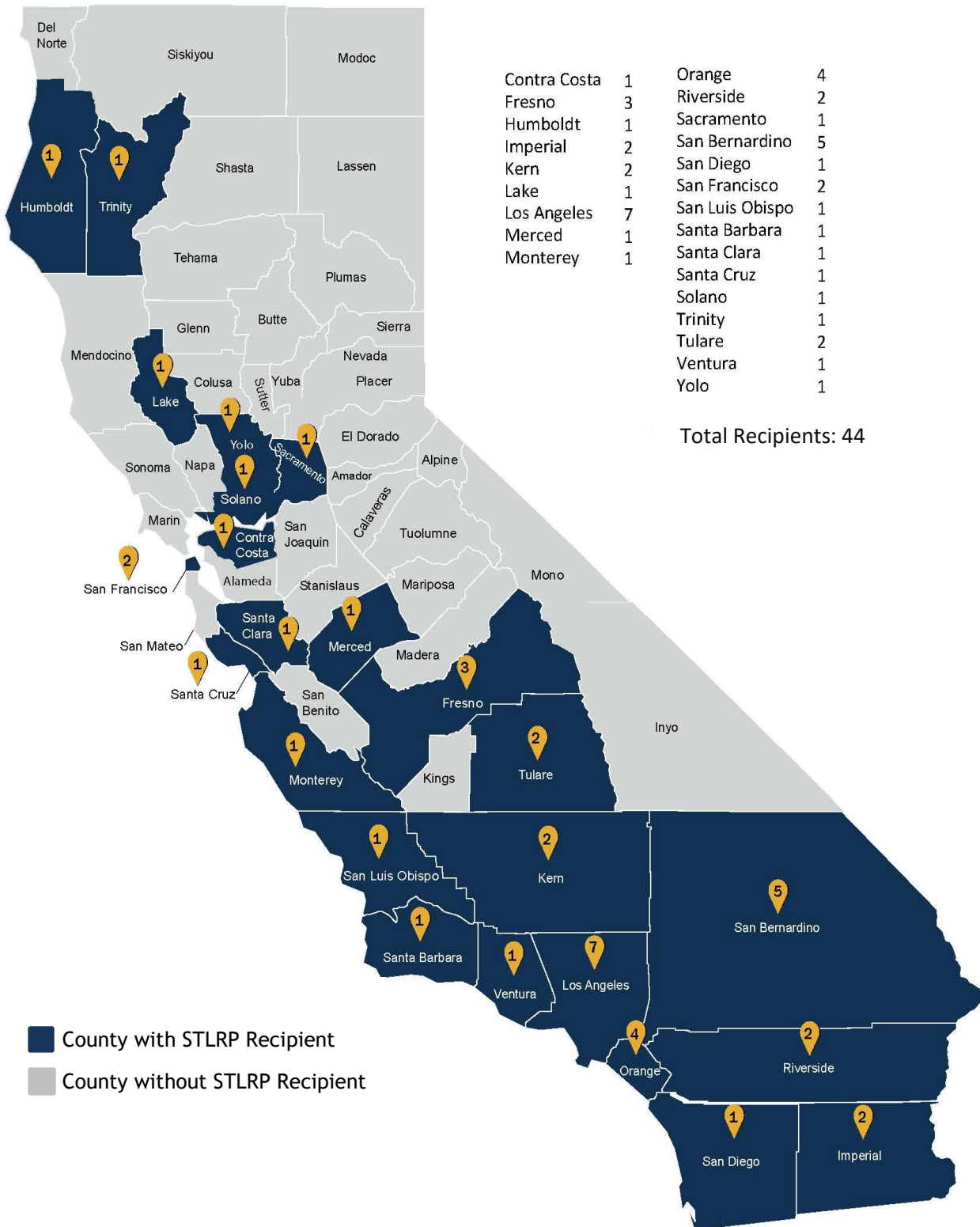


Appendix C: FY 2017-18 Employment County, Practice Settings, Designations, Award Amounts, by Specialty

#	Employment County	Practice Setting	Designation(s)	Award Amount (\$)
Family Practice				
1	Contra Costa	North Richmond Center for Health	HPSA, FQHC	\$86,500
2	Fresno	California State University, Fresno	HPSA, PCSA	\$87,500
3	Fresno	Valley Health Team	HPSA, PCSA, FQHC	\$86,500
4	Fresno	Adventist Health	HPSA, PCSA	\$72,080
5	Humboldt	Open Door Community Health Centers - Eureka Community Health Clinic, Perinatal Services of North County Clinic, With Open Arms Clinic	HPSA, FQHC	\$86,500
6	Kern	Clinica Sierra Vista	HPSA, PCSA, FQHC	\$86,500
7	Los Angeles	California State University of Los Angeles	PCSA	\$87,500
8	Orange	Family Health Center Anaheim, Family Health Center Santa Ana	HPSA, FQHC	\$87,500
9	Orange	Serve the People Community Health Center Federally Qualified Health Center	HPSA, FQHC	\$86,500
10	Orange	Clinica Medica La Michoacana, Sagrado Corazon, Michoacan, San Manuel	PCSA	\$55,045
11	Riverside	County of Riverside, Indio Family Care Center	PCSA, FQHC, County	\$86,500
12	Riverside	Neighborhood Healthcare	HPSA, PCSA, FQHC	\$86,500
13	Sacramento	Health and Life Organization	HPSA, PCSA, FQHC	\$84,572
14	San Bernardino	Arrowhead Family Medical Group	HPSA, PCSA	\$86,500
15	San Francisco	North East Medical Services	HPSA, FQHC	\$32,910
16	San Luis Obispo	Community Health Centers of the Central Coast	HPSA, FQHC	\$71,098
17	Santa Cruz	Santa Cruz County Health Services Agency, Watsonville Health Center	HPSA, FQHC, County	\$67,625
18	Solano	La Clinica de la Raza	FQHC	\$86,500
19	Tulare	Living Water Clinic	HPSA, PCSA	\$86,500
20	Tulare	CEP America	HPSA, PCSA	\$86,500
21	Ventura	Las Islas Urgent Care	HPSA, County	\$87,500
22	Yolo	Communicare Health Centers - Salud Clinic	HPSA, PCSA, FQHC	\$86,500
22 Family Practice Physicians Awarded			\$1,771,330	
Gerontology				
No Gerontologists were awarded during the FY 2017-18 application cycle.				
Internal Medicine				
23	Kern	Clinica Sierra Vista	HPSA, PCSA, FQHC	\$86,500

#	Employment County	Practice Setting	Designation(s)	Award Amount (\$)
24	Los Angeles	Olive View UCLA Medical Center	HPSA, County	\$87,500
25	Monterey	Mee Memorial Hospital	HPSA	\$22,292
26	Santa Clara	Valley Homeless Health Program	HPSA, FQHC	\$86,500
4 Internal Medicine Physicians Awarded				\$282,792
Obstetrics/Gynecology				
27	Imperial	Clinicas de Salud del Pueblo	HPSA, PCSA, FQHC	\$58,234
28	Los Angeles	LAC-USC Keck School of Medicine	PCSA, County	\$87,500
29	Los Angeles	QueensCare Health Centers	HPSA, PCSA	\$86,500
30	Merced	Infinite Women's Care, Inc.	HPSA, PCSA	\$86,979
31	San Bernardino	St. Mary's Hospital	HPSA, PCSA	\$86,500
5 Ob/Gyn Physicians Awarded				\$405,713
Other				
32	Imperial	Charles R. Stevens, M.D., APC	HPSA, PCSA	\$43,445
33	Lake	California Medical Group	HPSA, PCSA	\$86,500
34	Los Angeles	Rancho Los Amigos National Rehabilitation Center	HPSA	\$86,500
35	Santa Barbara	Mission Pathology Consultants, Inc.	PCSA	\$86,500
36	Trinity	Trinity Hospital (Mountain Communities Healthcare District)	HPSA	\$83,870
5 Other Physicians Awarded				\$386,815
Pediatrics				
37	Los Angeles	Children's Hospital Los Angeles	HPSA, PCSA	\$87,500
38	Los Angeles	Children's Clinic	HPSA, FQHC	\$82,580
39	Orange	Friends of Family Health Center	HPSA, FQHC	\$86,500
40	San Diego	San Ysidro Health	PCSA	\$86,500
41	San Francisco	San Francisco General Hospital	HPSA, FQHC	\$86,500
5 Pediatricians Awarded				\$429,580
Psychiatry				
42	San Bernardino	San Bernardino County-Department of Behavioral Health	HPSA, PCSA, County	\$86,500
Z1eeyi843	San Bernardino	San Bernardino County-Department of Behavioral Health	HPSA, PCSA, County	\$56,912
44	San Bernardino	San Bernardino County-Department of Behavioral Health	HPSA, PCSA, County	\$86,500
3 Psychiatrists Awarded				\$229,912
44 Total Awards				3,506,142

Appendix D: FY 2017-18 Map of Recipients by Employment County

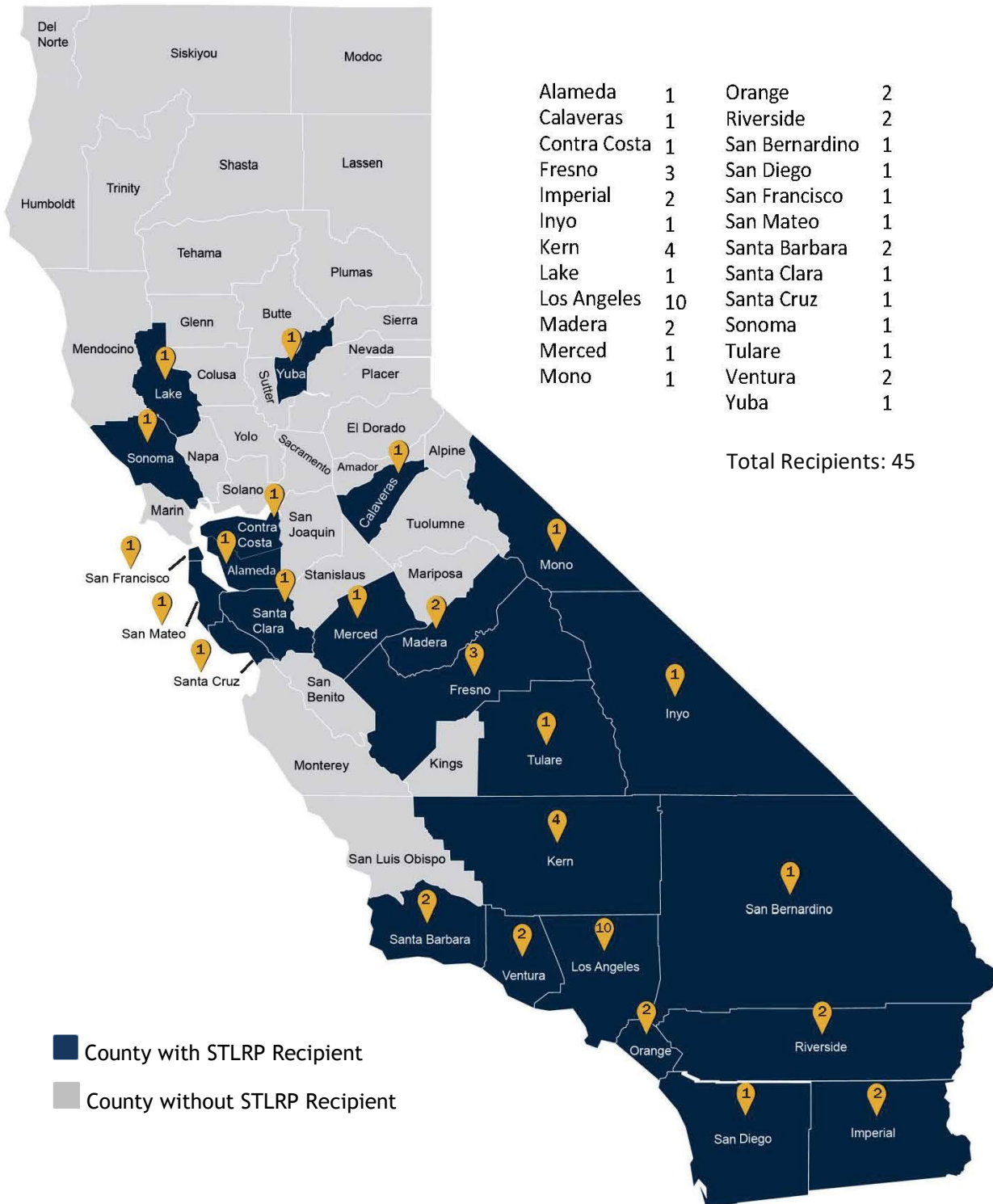


Appendix E: FY 2018-19 Employment County, Practice Settings, Designations, Award Amounts, by Specialty

#	Employment County	Practice Setting	Designation(s)	Award Amount (\$)
Family Practice				
1	Contra Costa	LifeLong Medical Care	HPSA	105,000
2	Fresno	Central California Faculty Medical Group	HPSA, PCSA	105,000
3	Imperial	Vituity Healthcare	HPSA, PCSA	105,000
4	Inyo	Northern Inyo Health Care District	FQHC	105,000
5	Kern	Kern County Hospital Authority	HPSA, PCSA	105,000
6	Kern	Kern Medical	HPSA, PCSA	84,215
7	Lake	Adventist Health Clearlake	HPSA, PCSA	105,000
8	Los Angeles	AltaMed Health Services Corporation	HPSA, PCSA	89,602
9	Los Angeles	Department of Veterans Affairs – VA Medical Center	State	59,355
10	Los Angeles	East Valley Community Health Center	FQHC	105,000
11	Orange	Altamed Health Services	HPSA, PCSA	83,846
12	Santa Cruz	Salud Para La Gente	HPSA	105,000
13	Sonoma	Santa Rosa Community Health	HPSA	105,000
14	Tulare	Kaweah Delta Health Care District	HPSA, PCSA	105,000
15	Ventura	Clinicas Del Camino Real, Inc.	PCSA, FQHC	105,000
16	Yuba	Ampla Health	HPSA, PCSA	105,000
16 Family Practice Physicians awarded				\$1,577,018
Gerontology				
No Gerontologists were awarded during the FY 2018-19 application cycle.				
Internal Medicine				
17	Calaveras	Mark Twain Medical Center	HPSA	55,937
18	Imperial	Pioneers Memorial Hospital	FQHC	105,000
19	Los Angeles	AltaMed	HPSA, PCSA	105,000
20	Los Angeles	Department of Veterans Affairs	State	94,010
21	Los Angeles	UCLA Medical Center	PCSA, FQHC	105,000
22	Santa Clara	Valley Homeless Healthcare Program – Santa Clara Valley Medical Center	FQHC	105,000
23	Ventura	Ventura County Health Care Agency	FQHC	94,679
7 Internists awarded				\$ 664,626
Obstetrics/Gynecology				
24	Los Angeles	Antelope Valley Hospital	FQHC	105,000
25	Los Angeles	Harbor UCLA Medical Center	HPSA	90,377
26	Merced	Golden Valley Health Centers	HPSA, PCSA	105,000
27	San Diego	Family Health Centers of San Diego	HPSA, PCSA, FQHC	105,000
28	San Mateo	San Mateo Medical Center	FQHC	105,000
29	Santa Barbara	Lompoc Valley Medical Center	PCSA	105,000
6 Obstetricians/Gynecologists awarded				\$ 615,377
Pediatrics				
30	Fresno	Valley Health Team	HPSA, PCSA	105,000
31	Kern	Ridgecrest Regional Hospital	HPSA	105,000
32	Los Angeles	AltaMed General Pediatrics at Children's Hospital Los Angeles	HPSA, PCSA	105,000

#	Employment County	Practice Setting	Designation(s)	Award Amount (\$)
33	Los Angeles	Children's Hospital Los Angeles	HPSA, PCSA	105,000
34	Madera	US Acute Care Solutions	HPSA, PCSA	105,000
35	Madera	Valley Children's Hospital	HPSA, PCSA	105,000
36	Mono	Southern Mono Healthcare District	FQHC	105,000
7 Pediatricians awarded				\$735,000
Psychiatry				
37	Fresno	United Health Centers of the San Joaquin Valley	HPSA, PCSA	14,125
38	Kern	Kern Medical Center	HPSA, PCSA	105,000
39	Orange	Orange County Health Care Agency	PCSA	105,000
40	San Bernardino	San Bernardino County Department of Behavioral Health	HPSA, PCSA	105,000
41	San Francisco	HealthRight 360	FQHC	105,000
42	Santa Barbara	Traditions Behavioral Health – Santa Barbara County	PCSA	105,000
43	Riverside	Riverside Family Wellness Center	HPSA, PCSA	105,000
44	Riverside	Riverside University Health System	FQHC	68,854
8 Psychiatrists awarded				\$ 712,979
Other				
45	Alameda	Highland Hospital	PCSA	105,000
1 Other physician awarded				\$ 105,000
45 Total Awards				\$4,410,000

Appendix F: FY 2018-19 Map of Recipients by Employment County



Gavin Newsom
Governor
State of California

Dr. Mark A. Ghaly, MD, MPH, Secretary, California Health and Human Services Agency

Marko Mijic, Acting Director, Office of Statewide Health Planning and Development

Health Professions Education Foundation Board of Trustees

Scott Sillers, President

Aaron Byzak

Jennie Carreon de Lacey

Cynthia Joy Cotharn, MD

Alexander Ding, MD

Audrey Dow

Cinthia Flores, JD

Dev GnanaDev, MD

Randy W. Hawkins, MD

William C. Hendry

Shaheen Lakhan, MD

Nuriel Moghavem, MD

Janet Widmann

Norlyn Asprec, Executive Director
Health Professions Education Foundation