



California Department of Health Care Access and Information (HCAI)
Office of Health Care Affordability (OHCA)

Total Health Care Expenditures Data Submission Guide

Version 2.0

Updated: April 2025

Table of Contents

Version History	4
1 Introduction	5
1.1 Contact Information	5
1.2 Data Submission Deadlines	6
1.3 Changes to this Guide	6
2 Submitter Registration	7
2.1 Test File Submission	8
3 File Intake Requirements	9
3.1 Required Files	9
3.1.1 Special Requirements for Medi-Cal Data Submission in 2025	9
3.2 Required Format	10
4 Data Submission Information	12
4.1 Data Completeness	12
4.1.1 Claims Payments	12
4.1.2 Non-Claims Payments	12
4.1.3 Pharmacy Rebates	12
4.2 Data Variance Requests	13
4.3 Included Population	13
4.3.1 Exclusions	13
4.4 Market Categories	14
4.5 Member Attribution	15
4.6 Self-Insured Plans	16
4.7 Standard Deviation	16
4.7.1 Statewide TME File	17
4.7.2 Attributed TME File	18
4.8 APM File Payment Allocation	19
4.8.1 Payment Allocation for Payment Arrangements	20
4.9 Primary Care Allocation Methodology	21
4.9.1 Primary Care Paid via Claims	21
4.9.2 Primary Care Paid via Non-Claims	23

5	File Layouts and Field Specifications.....	28
5.1	Header Record.....	28
5.2	Trailer Record.....	29
5.3	Statewide TME File	29
5.4	Attributed TME File	34
5.5	Regional TME File.....	40
5.6	Pharmacy Rebates File.....	44
5.7	Submission Questionnaire File.....	45
5.8	Alternative Payment Model (APM) File	48
5.9	Primary Care File	51
	Appendix A: Claims Service Category to Bill Code Mapping.....	55
	Appendix B: Expanded Non-Claims Payments Framework	58
	Appendix C: Regions.....	67
	Appendix D: Condition and Procedure Types.....	69
	Appendix E: Primary Care Code Sets	71

Version History

Version	Date	Summary of Changes
1.0	February 2024	
1.1	June 2024	<ul style="list-style-type: none"> Added RR99 (Unspecified Region) code, added non-spatial Los Angeles ZIP codes, and corrected typographical errors in Appendix C: Regions
2.0	April 2025	<ul style="list-style-type: none"> Added requirement for health plans, health insurers, or other payers to submit separate registrations Added new Alternative Payment Model (APM) file (Section 5.8), associated payment allocation instructions (Section 4.8), and condition and procedure types (Appendix D) Added new Primary Care file (Section 5.9), associated allocation methodology (Section 4.9), and code sets (Appendix E) Added Section 4.3.1 Exclusions Updated dual eligibles descriptions in Section 4.4 Market Categories Revised attribution methodologies and instructions in Section 4.5 Member Attribution Removed Payment Arrangement field from Statewide TME file Added Taxpayer Identification Number and National Provider Identifier fields to Attributed TME file Split Member Responsibility field by claims and capitation payments on Statewide, Attributed, and Regional TME files Added fields to capture estimated benefit amounts for the Commercial (Partial Benefits) market category to the Submitter Questionnaire file Updated non-claims payment category descriptions and added subcategory descriptions to Appendix B: Expanded Non-Claims Payments Framework Removed Los Angeles Service Planning Areas (SPAs) from Appendix C: Regions

1 Introduction

This Total Health Care Expenditures (THCE) Data Submission Guide (the “Guide”) is intended for use by payers and fully integrated delivery systems (“submitters”) when extracting and aggregating data for submission to the Office of Health Care Affordability (OHCA). This Guide provides technical specifications, file layouts, reporting schedules, and other instructions to ensure the submission of accurate THCE data in a standardized format. The submitter interactions described in this Guide will occur via the secure THCE Data Portal, which is the platform for submitter registration, data submission, and submission status information.

Payers and fully integrated delivery systems are required to submit data and other information necessary for OHCA to measure THCE and per capita THCE pursuant to Health and Safety Code section 127501.4 of the California Health Care Quality and Affordability Act (the “Act”) and its implementing regulations.¹ OHCA’s purpose and reporting responsibilities, including types of data collection and submitters, are broadly defined in the Act. OHCA actively maintains a website (<https://hcai.ca.gov/ohca/>) with information about OHCA’s mission, including background, links to state statutes and regulations, a link to this Guide and the THCE Data Portal, contact information, and other resources for submitters.

For additional detail on whether a payer or fully integrated delivery system meets OHCA’s criteria to submit THCE data on a mandatory basis (“required submitter”) versus a voluntary basis (“voluntary submitter”), refer to the Act’s implementing regulations, which incorporate this Guide by reference, in Article 2 of Chapter 11.5 of Division 7 of Title 22 of the California Code of Regulations, starting with Section 97445.

1.1 Contact Information

OHCA program and data management vendor staff are available to answer questions regarding the process and mechanics of data submission and technical issues regarding the covered population, contents of data files and elements, and reporting timeframes.

For program questions about OHCA, contact ohca@hcai.ca.gov or visit <https://hcai.ca.gov/ohca>.

For technical assistance or for questions related to data specifications, mapping, or submission results, contact OHCA’s data management vendor, Onpoint, at ohca-support@onpointhealthdata.org or 207-623-2555.

¹ California Health and Safety Code sections 127500 *et seq.* (Health Care Quality and Affordability Act).

1.2 Data Submission Deadlines

OHCA plans to release a report on health care spending for covered health care benefits received by California residents during calendar years 2023 and 2024 by June 1, 2026. For this report, payers and fully integrated delivery systems are required to submit THCE data on or before September 1, 2025.

On or before June 1, 2027, and annually thereafter, OHCA will prepare and publish annual reports concerning health care spending trends and underlying factors, including OHCA's policy recommendations to control costs and improve quality performance and equity of the health care system, while maintaining access to care and high-quality jobs and workforce stability.

For purposes of ongoing annual reporting, payers and fully integrated delivery systems will be required to submit THCE data on or before September 1st of each year. If an annual submission deadline falls on a weekend or state holiday, the due date is the next business day. Submitters will extract and submit data for the previous two calendar years with each annual submission.

Files may be submitted individually as they are ready; however, a submission will not be deemed complete until all required files are received.

1.3 Changes to this Guide

Consistent with Health and Safety Code section 127501.4(k), prior to making changes to this Guide, OHCA will engage with relevant stakeholders, hold a public meeting to solicit input, and provide a response to input received.

For notice of potential regulatory actions or public meetings, subscribe to OHCA's email listservs at <https://hcai.ca.gov/mailling-list/>.

2 Submitter Registration

Each year, all submitters must register to submit data to the THCE Data Portal, available from <https://hcai.ca.gov/login/>. This includes all required submitters and any approved voluntary submitters. Required submitters identified by OHCA will receive an email with a link to register in the THCE Data Portal. Any required submitters who do not receive a link to register and any entities who wish to request approval to submit on a voluntary basis must contact OHCA at ohca@hcai.ca.gov.

Submitters shall complete separate registrations for each health plan, health insurer, or other payer as defined in 22 CCR 97445, for which they will report THCE data. Submitters shall complete registration annually by the last business day of May.

During the registration process, all submitters will provide the following information:

1. Legal entity name and address
2. License Type and License Number
3. National Association of Insurance Commissioners (NAIC) Code,² if applicable
4. Parent company name
5. Market Category(ies) for which the submitter will report data. Refer to [Market Categories](#) for more information.
 - Commercial (Full Benefits)
 - Commercial (Partial Benefits)
 - Medi-Cal Managed Care³
 - Medicare Advantage
 - Dual Eligibles (Medi-Cal Expenses Only)⁴
 - Dual Eligibles (Medicare Expenses Only)
 - Dual Eligibles (Medi-Cal and Medicare Expenses)
6. For each Market Category selected above, the number of members as of December 31st of the most recent reporting year
7. A regulatory contact (first and last name, phone, email, and mailing address)
8. A business contact for submission issues (first and last name, phone, email, and mailing address)
9. A technical contact for each data file type (first and last name, phone, email, and mailing address)

² Registrants shall use the NAIC code required by the California Department of Insurance when filing pursuant to 10 CCR 2308.1.

³ For the data submission due September 1, 2025, submitters are required to report data for the Medi-Cal Managed Care market category in the Alternative Payment Model (APM) and Primary Care files only. Refer to [Required Files](#) for more information.

⁴ For the data submission due September 1, 2025, submitters are required to report data for the Dual Eligibles (Medi-Cal Expenses Only) market category in the APM and Primary Care files only. Refer to [Required Files](#) for more information.

Upon approval of the registration, the registering entity will be notified and provided with a unique Submitter Code that will be used in data submission to identify data for which they are responsible. Data files that contain an invalid Submitter Code or no Submitter Code will not be accepted.

2.1 Test File Submission

Test files are not required, though submitters are strongly encouraged to send test files to the THCE Data Portal at their discretion. In addition to confirming file layouts, test files are useful for ensuring file encryption protocols are working as expected. Test files must be indicated in the header record as described below (refer to the [Header Record](#) file layout for more information).

3 File Intake Requirements

The following requirements apply to all files submitted to the THCE Data Portal.

3.1 Required Files

A complete submission contains the following seven files:

1. [Statewide Total Medical Expenses \(TME\)](#) – total medical expenses for covered health benefits during the reporting period broken out by market category, and where applicable, product type.
2. [Attributed TME](#) – total medical expenses for covered health benefits during the reporting period attributed to organizations and broken out by market category, age, and sex.
3. [Regional TME](#) – total medical expenses for covered health benefits during the reporting period broken out by geographic region and market category.
4. [Pharmacy Rebates](#) – statewide medical and retail pharmacy rebate data broken out by market category.
5. [Submission Questionnaire](#) – attestations and confirmation that instructions in the Guide were followed when preparing data for submission.
6. [Alternative Payment Model \(APM\)](#) – total medical expenses for covered health benefits during the reporting period broken out by Expanded Non-Claims Payments Framework category and subcategory.
7. [Primary Care](#) – primary care portions of total medical expenses for covered health benefits during the reporting period broken out by market category, and where applicable, product type.

Submitters reporting data for more than one health plan and/or health insurer shall complete separate file submissions for each registered entity. The total medical expenses reported for each registered entity shall be mutually exclusive.

For example, Payer A separately registers two entities: a health plan, licensed by the Department of Managed Health Care, and a health insurer, licensed by the Department of Insurance. Payer A receives a unique Submitter Code for each registered entity. Payer A submits a complete set of files reflecting total medical expenses for the health plan's lines of business using the health plan's Submitter Code. Payer A separately submits a complete set of files reflecting total medical expenses for the health insurer's lines of business using the health insurer's Submitter Code.

3.1.1 Special Requirements for Medi-Cal Data Submission in 2025

In 2025, submitters are required to report data for the Medi-Cal Managed Care and Dual Eligibles (Medi-Cal Expenses Only) market categories in the APM and Primary Care files; submission of Medi-Cal Managed Care data in TME files is voluntary (TME files

are enumerated as 1 through 5 above). In 2026, OHCA plans to collect data for all market categories in all files.

The table below shows the required (R) and voluntary (v) files for each market category for the 2025 submission.

Market Category	Statewide TME	Attributed TME	Regional TME	Pharmacy Rebates	Submission Questionnaire	Alternative Payment Model	Primary Care
Commercial (Full Benefits)	R	R	R	R	R	R	R
Commercial (Partial Benefits)	R	R	R	R	R	R	R
Medi-Cal Managed Care	v	v	v	v	v	R	R
Medicare Advantage	R	R	R	R	R	R	R
Dual Eligibles (Medi-Cal Expenses Only)	v	v	v	v	v	R	R
Dual Eligibles (Medicare Expenses Only)	R	R	R	R	R	R	R
Dual Eligibles (Medi-Cal and Medicare Expenses)	R	R	R	R	R	R	R

3.2 Required Format

File format. Data shall be submitted in a text (.txt) file that is pipe (“|”) delimited with one row per record.

Encryption. Files must be encrypted prior to submission using the OpenPGP encryption standard⁵. After annual registration is approved, submitters and Onpoint must exchange public PGP keys. Submitters must encrypt the files using Onpoint’s public PGP key with Onpoint identified as the recipient of the file. Submitters must also sign the encryption using the private key that pairs to the public PGP key associated to the submitter’s Secure File Transfer Protocol (SFTP) account with the submitter identified as the sender of the file.

No file naming convention requirements. Data in the header record is used to identify key information about the file.

Header and trailer records. Each submission regardless of type (e.g., TME or pharmacy rebates) must begin with a header record and end with a trailer record.

No empty rows. There shall be no empty rows separating either the header or the trailer from the reported data.

⁵ For more information on OpenPGP encryption, refer to <https://openpgp.org>.

Submitting multiple years of data at once. You may submit multiple complete years of data with one pair of header and trailer records by indicating the earliest reporting year in the Period Beginning Date field (HD004) and the latest year in the Period Ending Date field (HD005).

Indicating missing data. When indicating missing data, two or more pipes shall appear together showing there is no data for the field. The lack of data between the pipes indicates fields that are unavailable for reporting. There shall be no blank space left between the two pipes. **Note:** Any amount field with no reportable dollars shall be reported as 0 and not null or missing.

Punctuation. Punctuation shall not be included in the reporting of any names. Decimal points shall not be included in the reporting of financial fields. Amounts shall be rounded to the nearest whole dollar unless otherwise specified. Decimal points shall only be used when reporting standard deviation. Any negative values shall be entered with a hyphen (e.g., -100).

Date formats. Dates, unless otherwise specified, shall be reported using the 8-digit format of YYYYMMDD. For example, January 18, 2024, shall be reported as 20240118.

All data fields shall be reported unless a Data Variance request has been approved by the Office. Unless a Data Variance Request has been registered and accepted for a specific field, failure to provide a valid value in a required field will result in rejection of the submitted file (refer to [Data Variance Requests](#) for more information).

4 Data Submission Information

4.1 Data Completeness

Submitters shall extract and submit data for the previous two calendar years with each annual submission following guidance in the THCE Data Submission Guide in effect at the time of submission. For each data submission, submitters shall not apply a “paid through date” or otherwise limit the claims run-out, even when reporting data with run-out periods longer than 180 days.

Submitters shall report allowed amounts for covered benefits. Allowed amounts include both the amount paid by the payer or fully integrated delivery system to the provider and the member’s financial responsibility owed directly to the provider, regardless of whether the member actually made a payment; this is also known as the negotiated rate, or the contracted rate. The allowed amount is not necessarily the sum of what the provider was paid.

4.1.1 Claims Payments

Submitters shall allow for a claims run-out period of at least 180 days after December 31st of the most recent reporting year (*i.e.*, June 30, 2025 for 2023 and 2024 service dates) to allow for continued claims adjudication. Claims shall be included based on the incurred date or date of service, not the date paid or reconciled. Incurred but not reported (IBNR) or incurred but not paid (IBNP) factors shall not be applied. Refer to [Appendix A: Claims Service Category to Bill Code Mapping](#) for more information on claims service categories.

4.1.2 Non-Claims Payments

Submitters shall allow for a non-claims reconciliation period of at least 180 days after December 31st of the most recent reporting year (*i.e.*, June 30, 2025 for 2023 and 2024 service dates) to reconcile non-claims payments. Submitters shall apply reasonable and appropriate estimations of non-claims liability for each provider (including payments expected to be made to providers not separately identified in the reporting) that are expected to be reconciled after the 180-day reconciliation period. Non-claims shall be reported based on the incurred date or date of service, not the date paid or reconciled. Refer to [Appendix B: Expanded Non-Claims Payments Framework](#) for more information on non-claims payment categories.

4.1.3 Pharmacy Rebates

Pharmacy rebates are payments, regardless of how categorized, paid by the pharmaceutical manufacturer or pharmacy benefits manager (PBM) to a payer or fully integrated delivery system.

For most members, pharmacy rebate data shall be reported based on actual amounts as of the time of submission without estimates. If pharmacy benefits are carved-out,

submitters shall create a reasonable estimate of pharmacy rebates for members in the Commercial (Partial Benefits) market category. Refer to [Market Categories](#) for more information.

4.2 Data Variance Requests

Submitters that are unable to submit data files meeting the file intake specifications in this Guide may request a temporary variance to specific data submission requirements from OHCA pursuant to 22 CCR 97449(I).

OHCA will respond to temporary variance requests within 5 business days of the date the request was submitted. Data variance requests will be reviewed on a case-by-case basis. Data variance requests granted by OHCA will be limited in duration and will not carry over to future data submission years.

4.3 Included Population

Data must include all health care spending for covered benefits on behalf of, or by, California residents who are covered by Medicare, Medi-Cal, or commercial insurance, and receive care from any provider in or outside of California. When reporting spending by geographic region, members shall be assigned to a region based on their residence address.

Data shall only be reported by the primary payer on the claim, as secondary coverage expenses would generally double count a portion of the allowed amount by the primary payer.

When calculating total medical expenses and member months, submitters shall include all members for whom the submitter is directly contracted with a group purchaser, individual subscriber, or public agency to arrange for the provision of health care services.

4.3.1 Exclusions

Claims paid for residents of states other than California who receive care from California providers shall not be included. Total medical expenses and member months for members with whom the submitter is not directly contracted (*i.e.*, members “from other plans”) shall not be included.

The following lines of business shall be excluded from data submissions:

- Accident policies
- Acupuncture-only insurance
- Chiropractic-only insurance
- Dental-only insurance
- Disability policies
- Hospital indemnity policies
- Long-term care insurance

- Medicare supplemental insurance (Medigap)
- Specific disease policies
- Stand-alone prescription drug plans
- Stop-loss plans
- Supplemental insurance that pays deductibles, copays, or coinsurance
- Vision-only insurance
- Workers' compensation

Submitters shall also exclude the following items from data submissions:

- Reinsurance recoveries or premiums
- CMS reconciliation payments, such as Medicare sweep or Part D
- Premiums
- Affordable Care Act (ACA) risk transfer payments

4.4 Market Categories

Market categories are a segment within the public or private health insurance market for the purposes of reporting total medical expenses. The seven market categories are:

1. Commercial (Full Benefits) – The Commercial (Full Benefits) market category shall be used when a submitter is able to report information on all claims and/or capitation paid on behalf of a member and the submitter is responsible for all covered benefits including pharmacy. In this scenario, the submitter has a complete picture of the member's total medical expenses, even in the case where a capitated, delegated organization pays downstream claims.
2. Commercial (Partial Benefits) – If the submitter does not have all of the information on claims and/or capitation paid on behalf of the member (e.g., self-funded pharmacy), the submitter shall use their Commercial (Full Benefits) population spend to create an estimate of expenses for those members on a PMPM basis. The estimate will be added to the spending for members for whom certain benefits are carved-out (e.g., pharmacy). The total medical expenses for these members shall be reported in the Commercial (Partial Benefits) market category to indicate a portion of spending has been estimated, and the estimated amounts must be reported in the [Submission Questionnaire](#) file.

Note for the Commercial (Full Benefits) and Commercial (Partial Benefits) categories: Within the Statewide TME, APM, and Primary Care files, spending shall be further disaggregated by product type. Product types include:

- Health maintenance organization (HMO) or point of service (POS) products, which require a primary care provider to manage the member's care.
- Preferred provider organization (PPO) or exclusive provider organization (EPO) products, which allow members to schedule visits without a referral.
- Other products, which do not fit the descriptions above.

3. Medi-Cal Managed Care
4. Medicare Advantage
5. Dual Eligibles (Medi-Cal Expenses Only) – Use this market category to report total medical expenses for dual eligible members when the submitter is only administering Medi-Cal benefits.
6. Dual Eligibles (Medicare Expenses Only) – Use this market category to report total medical expenses for dual eligible members when the submitter is only administering Medicare benefits.
7. Dual Eligibles (Medi-Cal and Medicare Expenses) – Use this market category to report total medical expenses for dual eligible members when the submitter is administering both Medicare and Medi-Cal benefits (e.g., Medicare Medi-Cal (Medi-Medi) Plans).

Note for Dual Eligibles market categories: Member months for dual eligibles shall be mutually exclusive across the three market categories. A member's total medical expenses shall only be reported in one market category for any given month based on the benefits administered by the submitter.

4.5 Member Attribution

Submitters shall attribute member-level expenses to organizations listed on the [OHCA Attribution Addendum](#) (incorporated at 22 CCR 97445) according to the methods described below. Attribution shall be calculated on a monthly basis and reported in terms of member months.

Members must only be attributed to one organization for any given month. If a member is attributed to more than one organization during a reporting year, their total medical expenses shall be allocated to each organization on a mutually exclusive basis (*i.e.*, expenses shall be allocated based on the respective member months allocated to each organization).

Data reported for each organization must include the total medical expenses for the attributed members, including spending on care from providers outside of the attributed organization.

In addition, submitters shall report the identifier(s) (*i.e.*, Taxpayer Identification Number (TIN) and/or National Provider Identifier (NPI)) used to identify the organization on the OHCA Attribution Addendum within their data.

Member attribution shall be performed in the following order:

1. First, identify members for whom utilization management and claims payment functions have been delegated to an organization listed on the [OHCA Attribution Addendum](#) through a capitated payment arrangement. Report data for these members using the **Capitated, Delegated Arrangement** attribution method.

2. Next, attribute remaining members to a total cost of care Accountable Care Organization (ACO) arrangement that includes an organization listed on the [OHCA Attribution Addendum](#). Report data for these members using the **ACO Arrangement** attribution method.
3. Any members who **cannot** be attributed using one of the above methods may be attributed to an organization listed on the [OHCA Attribution Addendum](#) using a submitter-developed, rules-based approach for assigning total medical expenses. Report data for these members using the attribution method **Payer-Developed Attribution**.

Note: The list of organizations in the [OHCA Attribution Addendum](#) is not comprehensive. Data for members who can be attributed using the above steps to an organization **not** listed on the [OHCA Attribution Addendum](#) shall be reported with '7777' in the Organization Code field (ATT003). Report data in separate records for each organization with at least 1,000 attributed members. Include the full legal name in the Organization Name field (ATT004).

4. Not all members will be attributed. Data for members who cannot be attributed to any organization using any of the attribution methods shall be reported using the **Not Attributed** attribution method with '9999' in the Organization Code field (ATT003).

4.6 Self-Insured Plans

For self-insured lines of business, the administrative costs and profits portion of THCE is calculated using additional payer-submitted data on the income from fees from any self-insured accounts.

OHCA requests submitters with self-insured lines of business report aggregate information on the fees earned from their self-insured accounts (e.g., "fees from uninsured plans") as part of the THCE data submission. Submitters shall follow the instructions for Part 1, Line 12 on the NAIC Supplemental Health Care Exhibit (SHCE) for their California-situs self-insured accounts. The amount shall be entered on the Submission Questionnaire file in the Administrative Costs and Profits for Self-Insured Plans field (SQS023).

4.7 Standard Deviation

Standard deviation shall be calculated for all members, including those with no utilization, and reported as a PMPM value. Standard deviation must be calculated for the applicable market category and reporting year on the Statewide TME File, and for the applicable market category, organization, and reporting year on the Attributed TME File. Standard deviation shall be based on PMPM spending and calculated after any

estimates for specialized or carved-out services have been applied. Non-claims expenses shall be excluded from the calculation of standard deviation.

4.7.1 Statewide TME File

The following steps detail how submitters can calculate standard deviation values for each reporting year on the Statewide TME File data submission.

- **Step 1:** For each market category, the submitter must calculate the average monthly spending amount for each member using claims-based allowed amounts. Submitters shall calculate the average claims-based allowed amount after partial claims adjustments. Non-claims expenses shall be excluded from this average.

Note: The unit of analysis is member months, not individual members. This ensures that the weight of monthly spending for each member is accurately reflected in the average.

- **Step 2:** For each market category, divide Claims: Total amount by total member months (across all members) to produce a PMPM dollar amount specific to that market category.
- **Step 3:** With the average claims expenses value for each market category, submitters can now calculate the standard deviation. The formula is:

$$SD = \sqrt{\frac{\sum (x_i - \bar{x})^2}{N}}$$

Where:

x_i = value of the one observation

\bar{x} = mean value of all observations

N = number of observations (count of members)

Validating results: Using the Microsoft Excel function STDEV.P() or other standard deviation commands in any other statistical software program, submitters can calculate the standard deviation of the PMPM costs for a given market category.

Note that when calculating standard deviation, submitters shall use the formula for population standard deviation (divided by N). Submitters shall NOT use the formula for sample standard deviation (divided by N-1).

- **Step 4:** Report the standard deviation value in the Standard Deviation field within the Statewide TME File. Each row shall correspond to a specific market category and reporting year.

4.7.2 Attributed TME File

The following steps detail how submitters can calculate standard deviation values for each reporting year on the Attributed TME File data submission.

- **Step 1:** Attribute members to the appropriate organization for a specific market category.
- **Step 2:** For each market category, for each organization, the submitter must calculate the average monthly spending amount for each member using claims-based allowed amounts. Submitters shall calculate the average claims-based allowed amount after partial claims adjustments. Non-claims expenses shall be excluded from this average.

Note: The unit of analysis is member months, not individual members. This ensures that the weight of monthly spending for each member is accurately reflected in the average.

- **Step 3:** For each market category, for each organization, divide Claims: Total amount by total member months (across all members) to produce a PMPM dollar amount specific to that given market category and organization.
- **Step 4:** With the average claims expenses value for each organization, submitters can now calculate the standard deviation. The formula is:

$$SD = \sqrt{\frac{\sum (x_i - \bar{x})^2}{N}}$$

Where:

x_i = value of the one observation

\bar{x} = mean value of all observations

N = number of observations (count of members)

Validating results: Using the Microsoft Excel function STDEV.P() or other standard deviation commands in any other statistical software program, submitters can calculate the standard deviation of the PMPM costs for a given market category.

Note that when calculating standard deviation, submitters shall use the formula for population standard deviation (divided by N). Submitters shall NOT use the formula for sample standard deviation (divided by N-1).

- **Step 5:** Report the standard deviation value in the Standard Deviation field within the Attributed TME File. Each row shall correspond to an organization, market category, and reporting year.

4.8 APM File Payment Allocation

The [APM File](#) collects payment data for members based on the type of non-claims payments paid for the member. Data shall be reported in aggregate at the payer or fully integrated delivery system level by market category and product type. A distinct entry shall be made for each payment subcategory for arrangements that are linked to quality and those that are not linked to quality using the Quality Indicator (APM007). Payments and member months shall be allocated to each payment subcategory on a mutually exclusive basis. Total medical expenses and member months for the member shall be reported in the payment subcategory furthest along the continuum of provider clinical and financial risk (*i.e.*, claims and non-claims payments for the member shall be allocated based on the subcategory where the provider is most at risk for some or all of the payment made on behalf of the member). Refer to [Appendix B: Expanded Non-Claims Payments Framework](#) for more information and Figure 1 for the hierarchy of payment subcategories. Provider clinical and financial risk increases moving across the categories from A to D and as you move down subcategories within categories B-D as demonstrated in Figure 1. For the purposes of assigning members to subcategories, for all subcategories data submitters shall first identify the category farthest along the continuum (A-D) and then identify the subcategory moving from the lowest number to the highest.

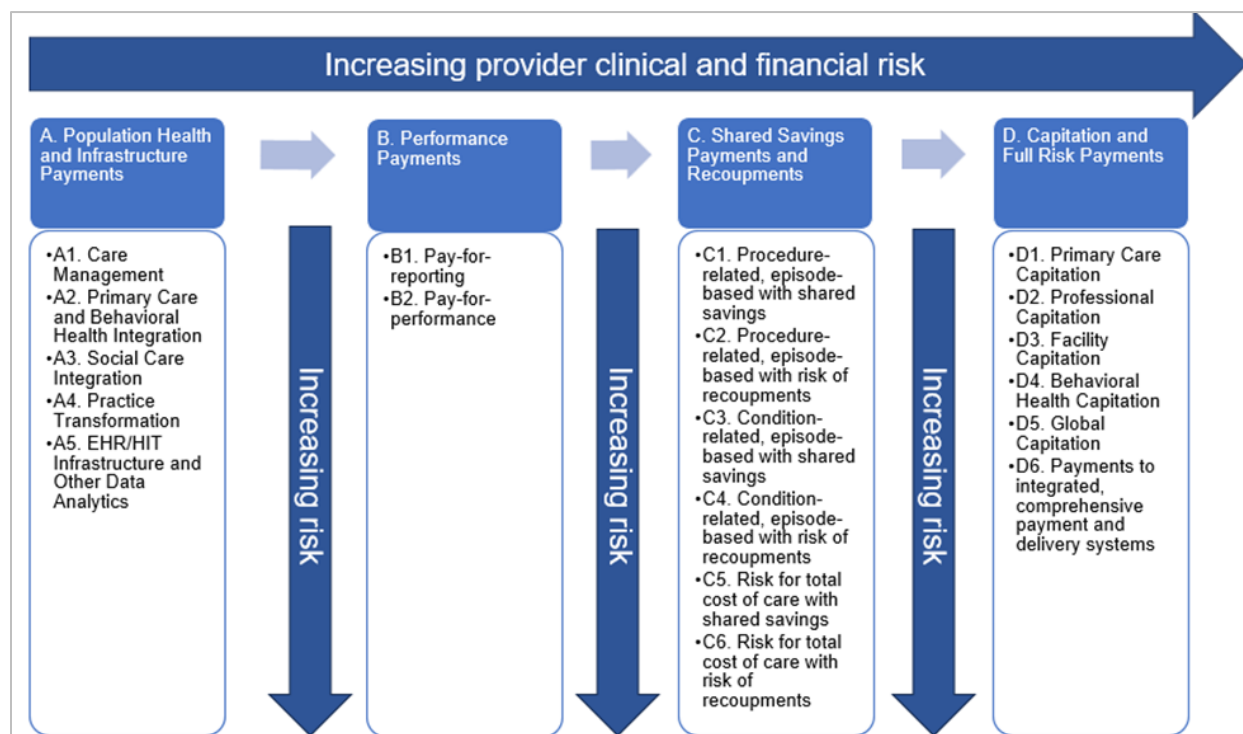


Figure 1. Continuum of Provider Clinical and Financial Risk in APM File

Note: A member whose care is included in the determination of a pay-for-performance payment (payment subcategory B2) to a provider and who is included in a total cost of care shared savings arrangement (payment subcategory C5) would have all of their claims and non-claims payments and member months in the total cost of care shared savings arrangement line and none in the pay-for-performance line.

Note: Data for payment arrangements linked to quality and those that are not linked to quality will be reported distinctly. A payment arrangement is “linked to quality” if any component of the provider’s payment was adjusted based on specific predefined goals for quality. For example, if the provider received a pay-for-performance payment (payment subcategory B2) in recognition of quality performance in addition to a professional capitation payment (payment subcategory D2), then the capitation payment is considered “linked to quality”. Submitters will indicate a payment is “linked to quality” with a ‘1’ in the Quality Indicator field (APM007). If the provider’s professional capitation payment (payment subcategory D2) was not adjusted based on specific predefined goals for quality, then the capitation payment is not considered “linked to quality”. Submitters will indicate a payment is not “linked to quality” with a ‘0’ in the Quality Indicator field (APM007).

4.8.1 Payment Allocation for Payment Arrangements

The following steps detail how submitters shall allocate payments and member months for members in the Total Amount Allowed field (APM008) and the Member Months field

(APM009) for Payment Subcategory fields (APM006) A1-E1 for each reporting year on the APM File data submission.

- **Step 1:** Attribute members to the appropriate payment subcategory based on the payment furthest along the continuum of clinical and financial risk.
- **Step 2:** The total medical expenses for the member shall be reported in Total Amount Allowed (APM008), including all claims, non-claims payments, and the member's financial responsibility. Payments shall not be capped, truncated, or risk-adjusted. Reported payments shall match what the data submitter has paid the provider and without any subsequent risk adjustment. Capitation payments developed based on risk-adjusted revenue shall be reported as developed and paid to the provider and not include any further adjustments.
- **Step 3:** The total member months for the member in the reporting year shall be reported in Member Months (APM009).

4.9 Primary Care Allocation Methodology

The [Primary Care File](#) shall contain the primary care claims and non-claims portion of total medical expenses using the methodology outlined in this section.

4.9.1 Primary Care Paid via Claims

Primary care claims payments are a subset of all professional claims (*i.e.*, the subset of professional claims that meet OHCA's primary care definition). The code set defines what spending shall be identified as primary care based on the provider taxonomy, place of service, and service codes included on the claim. Figure 2 below shows the order for identifying primary care paid via claims.

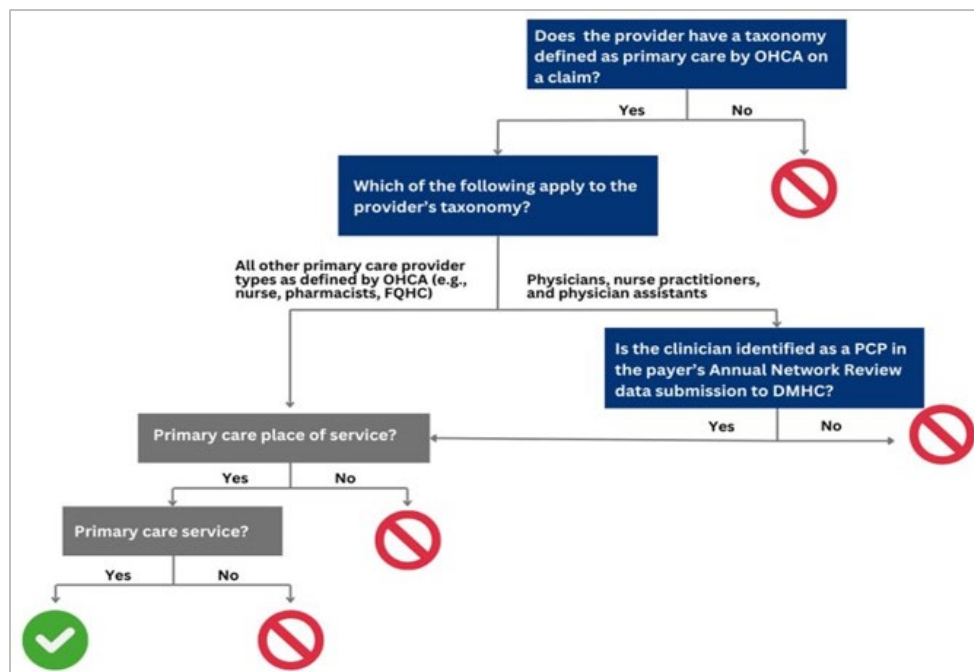


Figure 2. Identifying Primary Care Paid via Claims

- **Step 1:** The first step is to determine whether the claim was rendered by a provider with a taxonomy defined as primary care by OHCA (see [Primary Care Providers Taxonomy List](#)). If the claim was not rendered by a provider with a taxonomy on the [Primary Care Providers Taxonomy List](#), then the claim shall not be included as primary care spending. If the rendering provider has a taxonomy included in the list, proceed to the second step. Note: If rendering provider field is incomplete, use billing provider's taxonomy.
- **Step 2:** The second step is based on the provider's taxonomy identified in Step 1:
 - For physicians, nurse practitioners, and physician assistants (these taxonomies are marked with an asterisk (*) in the [Primary Care Providers Taxonomy List](#)), crosswalk the provider from the claim with the payer's Annual Network Review data submission to the California Department of Managed Health Care (DMHC) for the respective market (e.g., Medicare, Commercial, Medi-Cal) and product type (e.g., PPO, HMO).
 - If the payer does not have an Annual Network Review submission to DMHC, proceed to Step 3.
 - If the provider on the claim is identified as a primary care physician or primary care non-physician medical practitioner (NPMP) in the Annual Network Review data submission, proceed to Step 3.

- If the provider on the claim is not identified as a primary care physician or practitioner, the claim shall not be included as primary care spending.
- For all other primary care provider types as defined by OHCA (e.g., nurses, pharmacists, Federally Qualified Health Center), proceed to Step 3.
- **Step 3:** The third step is to determine whether the claim represents a service provided at a care setting that OHCA defines as primary care. The list of Centers for Medicare and Medicaid (CMS) Place of Service codes that OHCA defines as primary care settings can be found in [Primary Care CMS Places of Service](#). If the place of service code is on the list, proceed to the fourth and final step. If the place of service code is not on the list, the claim shall not be included as primary care spending.
- **Step 4:** The final decision confirms whether the service on the claim provided by a primary care provider at a primary care place of service is for a primary care service as defined by OHCA. If the Healthcare Common Procedure Coding System (HCPCS)/Current Procedural Terminology (CPT) code on the claim is included in the list of service codes in [HCPCS/CPT Primary Care Services](#), the claim shall be included in Amount Paid for Primary Care (PRC008). If the claim has a service not included in the list, then the claim shall not be included in Amount Paid for Primary Care (PRC008). **Note:** UB-04 payments with the facility type code 73 (Freestanding Clinic) that meet the primary care provider taxonomy and HCPCS/CPT service code requirements shall be included in Amount Paid for Primary Care (PRC008).

4.9.2 Primary Care Paid via Non-Claims

The following steps detail how submitters shall identify the primary care portion of non-claims payments by category and subcategory. Refer to [Appendix B: Expanded Non-Claims Payments Framework](#) for more information. Categorize primary care non-claims payments based on the purpose of the payment outlined in data submitter and provider organization contracts and the subcategory description.

Category A. Population Health and Practice Infrastructure Payments

Subcategory A1. Care management/care coordination/population health/medication reconciliation and Subcategory A3. Social care integration

- Identify payments with 'A' in Payment Category (PRC005) and 'A1' or 'A3' in Payment Subcategory (PRC006), respectively.

- Include these payments as primary care spending in Amount Paid for Primary Care (PRC008) when paid to a primary care provider, care team, or provider organization.
- Only include subcategory A1 and A3 payments to multi-specialty practices and health systems as primary care spending in Amount Paid for Primary Care (PRC008) if paid for a primary care program as identified by the payer.

Subcategory A2. Primary care and behavioral health integration

- Identify payments with 'A' in Payment Category (PRC005) and 'A2' in Payment Subcategory (PRC006).
 - Allocate all subcategory A2 payments as primary care spending in Amount Paid for Primary Care (PRC008).

Subcategory A4. Practice transformation payments

- Identify payments with 'A' in Payment Category (PRC005) and 'A4' in Payment Subcategory (PRC006).
 - Include all subcategory A4 payments as primary care spending in Amount Paid for Primary Care (PRC008) when paid to a primary care provider, care team, or provider organization.
 - Allocate only a portion of these payments when paid to multi-specialty practices and health systems as primary care spending in Amount Paid for Primary Care (PRC008). Determine the portion of these payments paid in support of primary care and limit the portion of practice transformation payments allocated to primary care to a maximum of 1% of total medical expenses as determined by adding all Total Amount Allowed (PRC007) in the submission.

Subcategory A5. EHR/HIT infrastructure and other data analytics payments

- Identify payments with 'A' in Payment Category (PRC005) and 'A5' in Payment Subcategory (PRC006).
 - Include all subcategory A5 payments as primary care spending in Amount Paid for Primary Care (PRC008) when paid to a primary care provider, care team, or provider organization.
 - Allocate only a portion of these payments as primary care spending in Amount Paid for Primary Care (PRC008) when paid to multi-specialty practices and health systems. Estimate the portion of these payments to primary care and limit the portion of EHR/HIT infrastructure and other data analytics payments allocated to primary care to a maximum of 1% of total medical expenses as determined by adding all Total Amount Allowed (PRC007) in the submission.

Category B. Performance Payments

Subcategory B1. Retrospective/prospective incentive payments: pay-for-reporting

- Identify payments with 'B' in Payment Category (PRC005) and 'B1' in Payment Subcategory (PRC006).
 - Include all subcategory B1 payments as primary care spending in Amount Paid for Primary Care (PRC008) when paid to a primary care provider, care team, or provider organization.
 - Allocate only a portion of these payments as primary care spending in Amount Paid for Primary Care (PRC008) when paid to multi-specialty practices and health systems. Limit the portion of pay-for-reporting payments included to only those for patients attributed to primary care providers.

Subcategory B2. Retrospective/prospective incentive payments: pay-for-performance

- Identify payments with 'B' in Payment Category (PRC005) and 'B2' in Payment Subcategory (PRC006).
 - Include all subcategory B2 payments as primary care spending in Amount Paid for Primary Care (PRC008) when paid to a primary care provider, care team, or provider organization.
 - Allocate only a portion of these payments as primary care spending in Amount Paid for Primary Care (PRC008) when paid to multi-specialty practices and health systems. Limit the portion of pay-for-performance payments included to only those for patients attributed to primary care providers.

Category C. Shared Savings Payments and Recoupments

Subcategory C1. Procedure-related, episode-based payments with shared savings and Subcategory C2. Procedure-related, episode-based payments with risk of recoupments

- Do not allocate payments in subcategories C1 or C2 to primary care spending.

Subcategory C3. Condition-related, episode-based payments with shared savings, Subcategory C4. Condition-related, episode-based payments with risk of recoupments, Subcategory C5. Risk for total cost of care (e.g., ACO) with shared savings, and Subcategory C6. Risk for total cost of care (e.g., ACO) with risk of recoupments

- Identify payments with 'C' in Payment Category (PRC005) and 'C3', 'C4', 'C5', or 'C6' in Payment Subcategory (PRC006).
 - Allocate only a portion of these payments as primary care spending in Amount Paid for Primary Care (PRC008). Limit the portion of the shared savings (or recoupment) to the ratio of Claims: Professional to the sum of Claims: Professional, Claims: Hospital Inpatient, and Claims: Hospital

Outpatient multiplied by the shared savings payment as shown in Figure 3 below.

$$\begin{array}{|c|} \hline \text{Subcategories C3-C6} \\ \hline \end{array} \times \frac{\begin{array}{|c|} \hline \text{Claims: Professional} \\ \hline \text{Claims: Professional} \\ + \text{Claims: Hospital Inpatient} + \text{Claims: Hospital Outpatient} \\ \hline \end{array}}{\begin{array}{|c|} \hline \text{Claims: Professional} \\ + \text{Claims: Hospital Inpatient} + \text{Claims: Hospital Outpatient} \\ \hline \end{array}} = \begin{array}{|c|} \hline \text{Category C} \\ \hline \text{Primary Care Spend via Non-Claims} \\ \hline \end{array}$$

Figure 3. Equation for Allocating Shared Savings and Recoupments to Primary Care

Category D. Capitation and Full Risk Payments

There are two amounts that are added together to calculate primary care spending within capitation:

1. All payments for subcategory D1. Primary Care Capitation
2. A portion of payments for subcategories D2. Professional Capitation, D5. Global Capitation, and D6. Payments to Integrated, Comprehensive Payment and Delivery Systems.

Subcategory D1. Primary Care Capitation

- Identify payments with 'D' in Payment Category (PRC005) and 'D1' in Payment Subcategory (PRC006).
 - Allocate all subcategory D1 payments as primary care spending in Amount Paid for Primary Care (PRC008).

Subcategory D2. Professional Capitation, Subcategory D5. Global Capitation, and Subcategory D6. Payments to Integrated, Comprehensive Payment and Delivery Systems

- Identify payments with 'D' in Payment Category (PRC005) and 'D2', 'D5', or 'D6' in Payment Subcategory (PRC006).
 - For subcategories D2, D5, and D6, allocate only a portion of these payments as primary care spending in Amount Paid for Primary Care (PRC008). Take the ratio of (a) the sum of primary care encounters multiplied by their fee-for-service equivalent fee over (b) the sum of all encounters multiplied by their fee-for-service equivalent fee.
 - Encounters included in the numerator sum are those that include a HCPCS/CPT service code from the primary care definition, are provided by a primary care provider taxonomy, and include a

- primary care CMS Place of Service code as defined by OHCA (see [Appendix E: Primary Care Code Sets](#)).
- The fee-for-service equivalents shall also be for primary care services, delivered by a primary care provider in a primary care place of service, using OHCA's definition.
- The fee-for-service equivalent fee shall be determined by the submitter and vary by year, payer type, and geography (as indicated by “segment” in Figure 4), if appropriate. If the submitter does not have an associated fee-for-service equivalent fee, then they may use the Medicare Physician Fee Schedule if available.⁶ If the Medicare Physician Fee Schedule does not have a fee for the HCPCS/CPT service code, then submitters shall use fees for the codes based on Medi-Cal rates.⁷
- Next, the ratio shall be multiplied by the capitation amount for each respective type of capitation arrangement as shown in Figure 4 below.

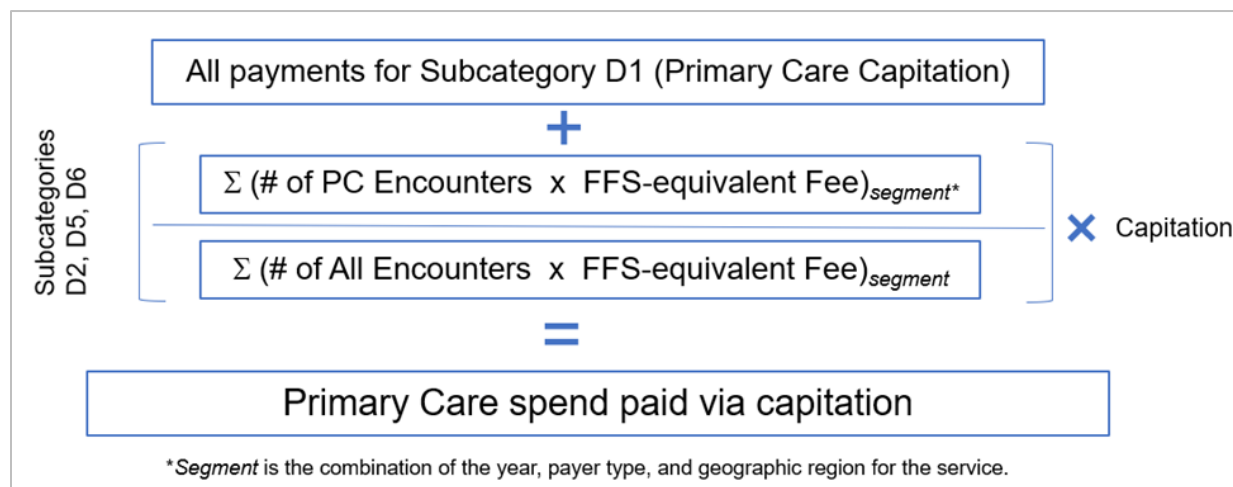


Figure 4. Equation for Allocating Capitation and Full Risk Payments to Primary Care

Subcategory D3. Facility Capitation and Subcategory D4. Behavioral Health Capitation

- Do not allocate payments in Subcategory D3 or D4 to primary care spending.

Category E. Other Non-Claims Payments

Do not allocate payments in Category E to primary care spending.

⁶ Medicare Physician Fee Schedule can be found at <https://www.cms.gov/medicare/physician-fee-schedule/search>

⁷ Medi-Cal rates can be found at <https://mcweb.apps.prd.cammis.medi-cal.ca.gov/rates>

5 File Layouts and Field Specifications

5.1 Header Record

Col. #	Field ID	Field Name	Type	Max	Description
1	HD001	Record Type	Text	2	This field must be coded 'HD' to indicate the start of the header record.
2	HD002	Submitter Code	Text	8	This field must contain the Submitter Code assigned to you by OHCA or Onpoint Health Data.
3	HD003	File Type	Text	3	Use this field to report the code that indicates the type of data being submitted. The only valid codes for this field are: <ul style="list-style-type: none"> • SWT = Statewide TME • ATT = Attributed TME • RET = Regional TME • RXR = Pharmacy Rebates • SQS = Submission Questionnaire • APM = Alternative Payment Model • PRC = Primary Care
4	HD004	Period Beginning Date	Integer	6	Use this field to report the earliest reporting year year/month included in the submission in YYYYMM format.
5	HD005	Period Ending Date	Integer	6	Use this field to report the latest reporting year year/month included in the submission in YYYYMM format.
6	HD006	Test File Flag	Text	1	Use this field to report whether this submission is a test or production submission. The only valid codes for this field are: <ul style="list-style-type: none"> • T = Test • P = Production
7	HD007	Comments	Text	50	This field may be used by the submitter to document a file name, system source, or other administrative device to assist with their internal tracking of the submission.
8	HD008	Guide Version Number	Text	8	This field is used to report the THCE Data Submission Guide version used for reporting data. The version number is found on the title page of the document.

5.2 Trailer Record

Col. #	Field ID	Field Name	Type	Max	Description
1	TR001	Record Type	Text	2	This field must be coded 'TR' to indicate the start of the trailer record.
2	TR002	Submitter Code	Text	8	This field must contain the Submitter Code assigned to you by OHCA or Onpoint Health Data.
3	TR003	File Type	Text	3	Use this field to report the code that indicates the type of data being submitted. The only valid codes for this field are: <ul style="list-style-type: none"> • SWT = Statewide TME • ATT = Attributed TME • RET = Regional TME • RXR = Pharmacy Rebates • SQS = Submission Questionnaire • APM = Alternative Payment Model • PRC = Primary Care
4	TR004	Extraction Date	Date	8	Use this field to report the date on which the file was created in YYYYMMDD format.
5	TR005	Record Count	Integer	10	Report the total number of records submitted within this file. Do not report leading zeros, space fill, decimals, or any special characters. If the number of records within the submission does not equal the number reported in this field, the submission will fail. The record count shall not include the header and trailer records.

5.3 Statewide TME File

Col. #	Field ID	Field Name	Type	Max	Description
1	SWT001	Submitter Code	Text	8	This field must contain the Submitter Code assigned to you by OHCA or Onpoint Health Data.
2	SWT002	Reporting Year	Integer	4	Use this field to report the reporting year in YYYY format.
3	SWT003	Market Category	Integer	1	Use this field to report the market category code. Refer to Market Categories for more information. Valid values include: <ul style="list-style-type: none"> • 1 = Commercial (Full Benefits) • 2 = Commercial (Partial Benefits) • 3 = Medi-Cal Managed Care

Col. #	Field ID	Field Name	Type	Max	Description
					<ul style="list-style-type: none"> • 4 = Medicare Advantage • 5 = Dual Eligibles (Medi-Cal Expenses Only) • 6 = Dual Eligibles (Medicare Expenses Only) • 7 = Dual Eligibles (Medi-Cal and Medicare Expenses)
4	SWT004	Product Type	Integer	1	<p>Use this field to designate the product type. Refer to Market Categories for more information. For Commercial (Full Benefits) and Commercial (Partial Benefits) (Market Category = 1 or 2), valid values include:</p> <ul style="list-style-type: none"> • 1 = HMO/POS • 2 = PPO/EPO • 3 = Other <p>For other Market Categories, valid value includes:</p> <ul style="list-style-type: none"> • 0 = Not applicable
5	SWT005	Member Months	Integer	12	<p>Report the total number of months of coverage for all members. All months where a member had at least 1 day of coverage are counted. Member months shall be mutually exclusive across all rows.</p> <p>Note: This field reported as an integer.</p>
6	SWT006	Claims: Hospital Inpatient	Integer	12	<p>Report the total allowed amount for hospital inpatient claims for the reporting year. Include amounts paid by the payer or fully integrated delivery system and any member responsibility amounts (<i>i.e.</i>, copay, coinsurance, and deductible).</p> <p>This category includes facility payments for inpatient services from claims. Includes all room and board and ancillary payments, emergency department visits that result in a hospital stay, and hospitalizations regardless of diagnosis (<i>e.g.</i>, behavioral). This does not include physician services during the hospitalization that were billed on a professional claim, nor inpatient services at non-hospital facilities.</p> <p>Note: This is a money field reported in whole dollars. This field may contain a negative value.</p>

Col. #	Field ID	Field Name	Type	Max	Description
7	SWT007	Claims: Hospital Outpatient	Integer	12	<p>Report the total allowed amount for hospital outpatient claims for the reporting year. Include amounts paid by the payer or fully integrated delivery system and any member responsibility amounts (<i>i.e.</i>, copay, coinsurance, and deductible).</p> <p>This category includes facility payments for outpatient services from claims. Includes all hospital types and hospital-licensed satellite clinics, emergency department visits that do not result in a hospital stay, and does not include payments made for physician services during the outpatient service that were billed on a professional claim.</p> <p>Note: This is a money field reported in whole dollars. This field may contain a negative value.</p>
8	SWT008	Claims: Professional	Integer	12	<p>Report the total allowed amount for professional services for the reporting year. Include amounts paid by the payer or fully integrated delivery system and any member responsibility amounts (<i>i.e.</i>, copay, coinsurance, and deductible).</p> <p>This category includes payments for services provided by a licensed practitioner. This includes but is not limited to services provided by a community health center, freestanding ambulatory surgical center, licensed physician and surgeon, nurse practitioner, physician assistant, physical therapist, occupational therapist, speech therapist, psychologist, licensed clinical social worker, dietician, dentist, and chiropractor.</p> <p>Note: This is a money field reported in whole dollars. This field may contain a negative value.</p>
9	SWT009	Claims: Long-Term Care	Integer	12	<p>Report the total allowed amount for long-term care claims for the reporting year. Include amounts paid by the payer or fully integrated delivery system and any member responsibility amounts (<i>i.e.</i>, copay, coinsurance, and deductible).</p> <p>This category includes payments for long-term care services from claims. Includes skilled nursing facilities, nursing homes, intermediate care facilities, assisted living facilities, residential facilities, and providers of home- and community-based services (<i>e.g.</i>, personal care, home-delivered meal program, home health services, adult daycare), and programs designed to assist individuals with long-term care needs who receive care in their home and community.</p>

Col. #	Field ID	Field Name	Type	Max	Description
					Note: This is a money field reported in whole dollars. This field may contain a negative value.
10	SWT010	Claims: Retail Pharmacy	Integer	12	<p>Report the total allowed amount for retail pharmacy claims for the reporting year. Include amounts paid by the payer or fully integrated delivery system and any member responsibility amounts (<i>i.e.</i>, copay, coinsurance, and deductible). This amount excludes pharmacy rebates.</p> <p>This category includes payments from claims for prescription drugs, biological products, or vaccines as defined by the payer's prescription drug benefit net of any coverage gap discount. This does not include any prescription drugs covered under a medical benefit (<i>e.g.</i>, administered in a hospital setting).</p> <p>Note: This is a money field reported in whole dollars. This field may contain a negative value.</p>
11	SWT011	Claims: Other	Integer	12	<p>Report the total allowed amount for all claims not included in other claims categories (<i>e.g.</i>, durable medical equipment, optical services, transportation, hospice) for the reporting year. Include amounts paid by the payer or fully integrated delivery system and any member responsibility amounts (<i>i.e.</i>, copay, coinsurance, and deductible).</p> <p>Note: This is a money field reported in whole dollars. This field may contain a negative value.</p>
12	SWT012	Claims: Total	Integer	12	<p>Report the total allowed amount for all claims for the reporting year. Include amounts paid by the payer or fully integrated delivery system and any member responsibility amounts (<i>i.e.</i>, copay, coinsurance, and deductible). This total shall equal the sum of the individual claims categories (SWT006 through SWT011).</p> <p>Note: This is a money field reported in whole dollars. This field may contain a negative value.</p>
13	SWT013	Member Responsibility (Claims)	Integer	12	<p>Report the total member responsibility portion (<i>i.e.</i>, copay, coinsurance, and deductible) of claims for all members for the reporting year. Include all amounts not paid by the primary payer. Include member responsibility amounts from claims across all categories (SWT006 through SWT011).</p> <p>Note: This is a money field reported in whole dollars. This field may contain a negative value.</p>

Col. #	Field ID	Field Name	Type	Max	Description
14	SWT014	Capitation and Full Risk Payments	Integer	12	Report the total per capita, non-claims payments paid to health care providers or organizations to provide a defined set of services to a designated population of patients for the reporting year. Note: This is a money field reported in whole dollars. This field may contain a negative value.
15	SWT015	Member Responsibility (Capitation)	Integer	12	Report the total member responsibility amount (<i>i.e.</i> , copay, coinsurance, and deductible) for all members covered by capitation payments for the reporting year. Include all amounts not paid by the primary payer. Note: The member responsibility amount shall not have been included in the amount reported in Capitation and Full Risk Payments (SWT014). This is a money field reported in whole dollars. This field may contain a negative value.
16	SWT016	Non-Claims: Population Health and Practice Infrastructure Payments	Integer	12	Report the total amount of prospective, non-claims payments paid to health care providers and organizations to support care delivery goals; not tied to specific performance metrics. Do not include costs associated with payer personnel, payer information technology systems, or other internal payer expenses. Note: This is a money field reported in whole dollars. This field may contain a negative value.
17	SWT017	Non-Claims: Performance Payments	Integer	12	Report the total amount of non-claims bonus payments paid to health care providers or organizations for reporting data or achieving specific goals for quality, cost reduction, equity, or another performance achievement domain. Note: This is a money field reported in whole dollars. This field may contain a negative value.
18	SWT018	Non-Claims: Shared Savings Payments and Recoupments	Integer	12	Report the net total amount of non-claims payments to health care providers or organizations (or recouped from health care providers or organizations) based on performance relative to a defined spending target. Shared savings payments and recoupments can be associated with different types of budgets, including but not limited to episode of care and total cost of care. Dollars reported in this category shall reflect only the non-claims shared savings payment or recoupment, not the fee-for-service component. Note: This is a money field reported in whole dollars. This field may contain a negative value.

Col. #	Field ID	Field Name	Type	Max	Description
19	SWT019	Non-Claims: Other	Integer	12	Report any other payments to a health care provider or organization not made on the basis of a claim for health care benefits and/or services that cannot be properly classified elsewhere. This may include retroactive denials, overpayments, and payments made as the result of an audit. Note: This is a money field reported in whole dollars. This field may contain a negative value.
20	SWT020	Standard Deviation	Decimal	12,5	Report the standard deviation of the total claims spending for the members included in this record for the reporting year. Report up to 5 decimal places (e.g., 1234.56789). Refer to the Standard Deviation instructions for more information. Note: The same value shall be reported for all rows with the same Reporting Year (SWT002) and Market Category (SWT003) combination.
21	SWT021	Submission Year	Integer	4	Use this field to report the data submission year in YYYY format.
22	SWT899	Record Type	Text	3	Use this field to report the value of 'SWT' to indicate TME reporting at the statewide level.

5.4 Attributed TME File

Col. #	Field ID	Field Name	Type	Max	Description
1	ATT001	Submitter Code	Text	8	This field must contain the Submitter Code assigned to you by OHCA or Onpoint Health Data.
2	ATT002	Reporting Year	Integer	4	Use this field to report the reporting year in YYYY format.
3	ATT003	Organization Code	Text	4	Use this field to report the unique Organization Code provided by OHCA. Refer to the OHCA Attribution Addendum for valid values. Note: To report records for other organizations with at least 1,000 attributed members, use code '7777'. To report records for members that cannot be attributed, use code '9999'.
4	ATT004	Organization Name	Text	80	Use this field to report the full legal name of the organization. Note: Leave blank if Organization Code (ATT003) is '9999'.
5	ATT005	Organization Taxpayer Identification Number	Integer	9	Use this field to report the nine-digit Taxpayer Identification Number (TIN) associated with the organization identified in Organization Name (ATT004). Do not include a hyphen.

Col. #	Field ID	Field Name	Type	Max	Description
					Note: Leave blank if Organization Code (ATT003) is '9999'.
6	ATT006	Organization National Provider Identifier	Integer	10	Use this field to report the ten-digit National Provider Identifier (NPI) associated with the organization identified in Organization Name (ATT004). Note: Leave blank if Organization Code (ATT003) is '9999'.
7	ATT007	Attribution Method	Integer	1	Use this field to report the method as to how these members were attributed. Valid values include: <ul style="list-style-type: none"> • 1 = Capitated, Delegated Arrangement • 2 = ACO Arrangement • 3 = Payer-Developed Attribution • 4 = Not Attributed Note: When Organization Code (ATT003) is reported as '9999' this field shall be reported as '4' (Not Attributed). Refer to the Member Attribution instructions for more information.
8	ATT008	Market Category	Integer	1	Use this field to report the market category code. Refer to Market Categories for more information. Valid values include: <ul style="list-style-type: none"> • 1 = Commercial (Full Benefits) • 2 = Commercial (Partial Benefits) • 3 = Medi-Cal Managed Care • 4 = Medicare Advantage • 5 = Dual Eligibles (Medi-Cal Expenses Only) • 6 = Dual Eligibles (Medicare Expenses Only) • 7 = Dual Eligibles (Medi-Cal and Medicare Expenses)
9	ATT009	Age Band (in Years)	Integer	1	Use this field to report the appropriate age band (in years) of the members. Age band is assigned based on the age of the member on the last day of the reporting year (December 31st). Valid values include: <ul style="list-style-type: none"> • 1 = 0-1 • 2 = 2-18 • 3 = 19-39

Col. #	Field ID	Field Name	Type	Max	Description
					<ul style="list-style-type: none"> • 4 = 40-54 • 5 = 55-64 • 6 = 65-74 • 7 = 75-84 • 8 = 85+ <p>In very rare circumstances, a submitter may not have access to the member's age. In that scenario, report claims and/or capitation payments using Age Band '9' (Unknown) and enter a response to the Unknown Age Band question in the Submission Questionnaire file.</p> <p>For reporting non-claims payments (ATT022 through ATT025), valid value includes:</p> <ul style="list-style-type: none"> • 0 = Not applicable
10	ATT010	Sex	Text	1	<p>Use this field to report the member's sex as reported by the member. Valid values include:</p> <ul style="list-style-type: none"> • F = Female • M = Male • U = Unknown or Other <p>For reporting non-claims payments (ATT022 through ATT025), valid value includes:</p> <ul style="list-style-type: none"> • X = Not applicable
11	ATT011	Member Months	Integer	12	<p>Report the total number of months of coverage for all members. All months where a member had at least 1 day of coverage are counted. Member months shall be mutually exclusive across all rows.</p> <p>Note: This field reported as an integer. When Age Band (in Years) (ATT009) is '0' and Sex (ATT010) is 'X', Member Months shall be 0.</p>
12	ATT012	Claims: Hospital Inpatient	Integer	12	<p>Report the total allowed amount for hospital inpatient claims for the reporting year. Include amounts paid by the payer or fully integrated delivery system and any member responsibility amounts (<i>i.e.</i>, copay, coinsurance, and deductible).</p> <p>This category includes facility payments for inpatient services from claims. Includes all room and board and ancillary payments, emergency department visits that result in a hospital stay,</p>

Col. #	Field ID	Field Name	Type	Max	Description
					and hospitalizations regardless of diagnosis (e.g., behavioral). This does not include physician services during the hospitalization that were billed on a professional claim, nor inpatient services at non-hospital facilities. Note: This is a money field reported in whole dollars. This field may contain a negative value.
13	ATT013	Claims: Hospital Outpatient	Integer	12	Report the total allowed amount for hospital outpatient claims for the reporting year. Include amounts paid by the payer or fully integrated delivery system and any member responsibility amounts (i.e., copay, coinsurance, and deductible). This category includes facility payments for outpatient services from claims. Includes all hospital types and hospital-licensed satellite clinics, emergency department visits that do not result in a hospital stay, and does not include payments made for physician services during the outpatient service that were billed on a professional claim. Note: This is a money field reported in whole dollars. This field may contain a negative value.
14	ATT014	Claims: Professional	Integer	12	Report the total allowed amount for professional services for the reporting year. Include amounts paid by the payer or fully integrated delivery system and any member responsibility amounts (i.e., copay, coinsurance, and deductible). This category includes payments for services provided by a licensed practitioner. This includes but is not limited to services provided by a community health center, freestanding ambulatory surgical center, licensed physician and surgeon, nurse practitioner, physician assistant, physical therapist, occupational therapist, speech therapist, psychologist, licensed clinical social worker, dietician, dentist, and chiropractor. Note: This is a money field reported in whole dollars. This field may contain a negative value.
15	ATT015	Claims: Long-Term Care	Integer	12	Report the total allowed amount for long-term care claims for the reporting year. Include amounts paid by the payer or fully integrated delivery system and any member responsibility amounts (i.e., copay, coinsurance, and deductible).

Col. #	Field ID	Field Name	Type	Max	Description
					<p>This category includes payments for long-term care services from claims. Includes skilled nursing facilities, nursing homes, intermediate care facilities, assisted living facilities, residential facilities, and providers of home- and community-based services (e.g., personal care, home-delivered meal program, home health services, adult daycare), and programs designed to assist individuals with long-term care needs who receive care in their home and community.</p> <p>Note: This is a money field reported in whole dollars. This field may contain a negative value.</p>
16	ATT016	Claims: Retail Pharmacy	Integer	12	<p>Report the total allowed amount for retail pharmacy claims for the reporting year. Include amounts paid by the payer or fully integrated delivery system and any member responsibility amounts (i.e., copay, coinsurance, and deductible). This amount excludes pharmacy rebates.</p> <p>This category includes payments from claims for prescription drugs, biological products, or vaccines as defined by the payer's prescription drug benefit net of any coverage gap discount. This does not include any prescription drugs covered under a medical benefit (e.g., administered in a hospital setting).</p> <p>Note: This is a money field reported in whole dollars. This field may contain a negative value.</p>
17	ATT017	Claims: Other	Integer	12	<p>Report the total allowed amount for all claims not included in other claims categories (e.g., durable medical equipment, optical services, transportation, hospice) for the reporting year. Include amounts paid by the payer or fully integrated delivery system and any member responsibility amounts (i.e., copay, coinsurance, and deductible).</p> <p>Note: This is a money field reported in whole dollars. This field may contain a negative value.</p>
18	ATT018	Claims: Total	Integer	12	<p>Report the total allowed amount for all claims for the reporting year. Include amounts paid by the payer or fully integrated delivery system and any member responsibility amounts (i.e., copay, coinsurance, and deductible). This total shall equal the sum of the individual claims categories (ATT012 through ATT017).</p> <p>Note: This is a money field reported in whole dollars. This field may contain a negative value. When Age Band (in Years) (ATT009) is '0' and Sex (ATT010) is 'X', Claims: Total shall be 0.</p>

Col. #	Field ID	Field Name	Type	Max	Description
19	ATT019	Member Responsibility (Claims)	Integer	12	<p>Report the total member responsibility portion (<i>i.e.</i>, copay, coinsurance, and deductible) of claims for all members for the reporting year. Include all amounts not paid by the primary payer. Include member responsibility amounts from claims across all categories (ATT012 through ATT017).</p> <p>Note: This is a money field reported in whole dollars. This field may contain a negative value.</p>
20	ATT020	Capitation and Full Risk Payments	Integer	12	<p>Report the total per capita, non-claims payments paid to health care providers or organizations to provide a defined set of services to a designated population of patients for the reporting year.</p> <p>Note: This is a money field reported in whole dollars. This field may contain a negative value.</p>
21	ATT021	Member Responsibility (Capitation)	Integer	12	<p>Report the total member responsibility amount (<i>i.e.</i>, copay, coinsurance, and deductible) for all members covered by capitation payments for the reporting year. Include all amounts not paid by the primary payer.</p> <p>Note: The member responsibility amount shall not have been included in the amount reported in Capitation and Full Risk Payments (ATT020). This is a money field reported in whole dollars. This field may contain a negative value.</p>
22	ATT022	Non-Claims: Population Health and Practice Infrastructure Payments	Integer	12	<p>Report the total amount of prospective, non-claims payments paid to health care providers and organizations to support care delivery goals; not tied to specific performance metrics. Do not include costs associated with payer personnel, payer information technology systems, or other internal payer expenses.</p> <p>Note: This is a money field reported in whole dollars. This field may contain a negative value.</p>
23	ATT023	Non-Claims: Performance Payments	Integer	12	<p>Report the total amount of non-claims bonus payments paid to health care providers or organizations for reporting data or achieving specific goals for quality, cost reduction, equity, or another performance achievement domain.</p> <p>Note: This is a money field reported in whole dollars. This field may contain a negative value.</p>

Col. #	Field ID	Field Name	Type	Max	Description
24	ATT024	Non-Claims: Shared Savings Payments and Recoupments	Integer	12	Report the net total amount of non-claims payments to health care providers or organizations (or recouped from health care providers or organizations) based on performance relative to a defined spending target. Shared savings payments and recoupments can be associated with different types of budgets, including but not limited to episode of care and total cost of care. Dollars reported in this category shall reflect only the non-claims shared savings payment or recoupment, not the fee-for-service component. Note: This is a money field reported in whole dollars. This field may contain a negative value.
25	ATT025	Non-Claims: Other	Integer	12	Report any other payments to a health care provider or organization not made on the basis of a claim for health care benefits and/or services that cannot be properly classified elsewhere. This may include retroactive denials, overpayments, and payments made as the result of an audit. Note: This is a money field reported in whole dollars. This field may contain a negative value.
26	ATT026	Standard Deviation	Decimal	12,5	Report the standard deviation of the total claims spending for the members included in this record for the reporting year. Report up to 5 decimal places (e.g., 1234.56789). Refer to the Standard Deviation instructions for more information. Note: The same value shall be reported for all rows with the same Reporting Year (ATT002), Organization Code (ATT003), and Market Category (ATT008) combination.
27	ATT027	Submission Year	Integer	4	Use this field to report the data submission year in YYYY format.
28	ATT899	Record Type	Text	3	Use this field to report the value of 'ATT' to indicate TME reporting at the attributed organization level.

5.5 Regional TME File

Col. #	Field ID	Field Name	Type	Max	Description
1	RET001	Submitter Code	Text	8	This field must contain the Submitter Code assigned to you by OHCA or Onpoint Health Data.
2	RET002	Reporting Year	Integer	4	Use this field to report the reporting year in YYYY format.

Col. #	Field ID	Field Name	Type	Max	Description
3	RET003	Region	Text	4	<p>Use this field to report the Rating Region of the member's residence address. Refer to Appendix C: Regions for a list of valid values.</p> <p>Note: Report TME for any members whose residence address cannot be assigned to a region using 'RR99' (Unspecified Region).</p>
4	RET004	Market Category	Integer	1	<p>Use this field to report the market category code. Refer to Market Categories for more information. Valid values include:</p> <ul style="list-style-type: none"> • 1 = Commercial (Full Benefits) • 2 = Commercial (Partial Benefits) • 3 = Medi-Cal Managed Care • 4 = Medicare Advantage • 5 = Dual Eligibles (Medi-Cal Expenses Only) • 6 = Dual Eligibles (Medicare Expenses Only) • 7 = Dual Eligibles (Medi-Cal and Medicare Expenses)
5	RET005	Member Months	Integer	12	<p>Report the total number of months of coverage for all members. All months where a member had at least 1 day of coverage are counted. Member months shall be mutually exclusive across all rows.</p> <p>Note: This field reported as an integer.</p>
6	RET006	Claims: Hospital Inpatient	Integer	12	<p>Report the total allowed amount for hospital inpatient claims for the reporting year. Include amounts paid by the payer or fully integrated delivery system and any member responsibility amounts (<i>i.e.</i>, copay, coinsurance, and deductible).</p> <p>This category includes facility payments for inpatient services from claims. Includes all room and board and ancillary payments, emergency department visits that result in a hospital stay, and hospitalizations regardless of diagnosis (<i>e.g.</i>, behavioral). This does not include physician services during the hospitalization that were billed on a professional claim, nor inpatient services at non-hospital facilities.</p> <p>Note: This is a money field reported in whole dollars. This field may contain a negative value.</p>

Col. #	Field ID	Field Name	Type	Max	Description
7	RET007	Claims: Hospital Outpatient	Integer	12	<p>Report the total allowed amount for hospital outpatient claims for the reporting year. Include amounts paid by the payer or fully integrated delivery system and any member responsibility amounts (<i>i.e.</i>, copay, coinsurance, and deductible).</p> <p>This category includes facility payments for outpatient services from claims. Includes all hospital types and hospital-licensed satellite clinics, emergency department visits that do not result in a hospital stay, and does not include payments made for physician services during the outpatient service that were billed on a professional claim.</p> <p>Note: This is a money field reported in whole dollars. This field may contain a negative value.</p>
8	RET008	Claims: Professional	Integer	12	<p>Report the total allowed amount for professional services for the reporting year. Include amounts paid by the payer or fully integrated delivery system and any member responsibility amounts (<i>i.e.</i>, copay, coinsurance, and deductible).</p> <p>This category includes payments for services provided by a licensed practitioner. This includes but is not limited to services provided by a community health center, freestanding ambulatory surgical center, licensed physician and surgeon, nurse practitioner, physician assistant, physical therapist, occupational therapist, speech therapist, psychologist, licensed clinical social worker, dietician, dentist, and chiropractor.</p> <p>Note: This is a money field reported in whole dollars. This field may contain a negative value.</p>
9	RET009	Claims: Long-Term Care	Integer	12	<p>Report the total allowed amount for long-term care claims for the reporting year. Include amounts paid by the payer or fully integrated delivery system and any member responsibility amounts (<i>i.e.</i>, copay, coinsurance, and deductible).</p> <p>This category includes payments for long-term care services from claims. Includes skilled nursing facilities, nursing homes, intermediate care facilities, assisted living facilities, residential facilities, and providers of home- and community-based services (<i>e.g.</i>, personal care, home-delivered meal program, home health services, adult daycare), and programs designed to assist individuals with long-term care needs who receive care in their home and community.</p>

Col. #	Field ID	Field Name	Type	Max	Description
					Note: This is a money field reported in whole dollars. This field may contain a negative value.
10	RET010	Claims: Retail Pharmacy	Integer	12	<p>Report the total allowed amount for retail pharmacy claims for the reporting year. Include amounts paid by the payer or fully integrated delivery system and any member responsibility amounts (<i>i.e.</i>, copay, coinsurance, and deductible). This amount excludes pharmacy rebates.</p> <p>This category includes payments from claims for prescription drugs, biological products, or vaccines as defined by the payer's prescription drug benefit net of any coverage gap discount. This does not include any prescription drugs covered under a medical benefit (<i>e.g.</i>, administered in a hospital setting).</p> <p>Note: This is a money field reported in whole dollars. This field may contain a negative value.</p>
11	RET011	Claims: Other	Integer	12	<p>Report the total allowed amount for all claims not included in other claims categories (<i>e.g.</i>, durable medical equipment, optical services, transportation, hospice) for the reporting year. Include amounts paid by the payer or fully integrated delivery system and any member responsibility amounts (<i>i.e.</i>, copay, coinsurance, and deductible).</p> <p>Note: This is a money field reported in whole dollars. This field may contain a negative value.</p>
12	RET012	Claims: Total	Integer	12	<p>Report the total allowed amount for all claims for the reporting year. Include amounts paid by the payer or fully integrated delivery system and any member responsibility amounts (<i>i.e.</i>, copay, coinsurance, and deductible). This total shall equal the sum of the individual claims categories (RET006 through RET011).</p> <p>Note: This is a money field reported in whole dollars. This field may contain a negative value.</p>
13	RET013	Member Responsibility (Claims)	Integer	12	<p>Report the total member responsibility portion (<i>i.e.</i>, copay, coinsurance, and deductible) of claims for all members for the reporting year. Include all amounts not paid by the primary payer. Include member responsibility amounts from claims across all categories (RET006 through RET011).</p> <p>Note: This is a money field reported in whole dollars. This field may contain a negative value.</p>

Col. #	Field ID	Field Name	Type	Max	Description
14	RET014	Capitation and Full Risk Payments	Integer	12	Report the total per capita, non-claims payments paid to health care providers or organizations to provide a defined set of services to a designated population of patients for the reporting year. Note: This is a money field reported in whole dollars. This field may contain a negative value.
15	RET015	Member Responsibility (Capitation)	Integer	12	Report the total member responsibility amount (<i>i.e.</i> , copay, coinsurance, and deductible) for all members covered by capitation payments for the reporting year. Include all amounts not paid by the primary payer. Note: The member responsibility amount shall not have been included in the amount reported in Capitation and Full Risk Payments (RET014). This is a money field reported in whole dollars. This field may contain a negative value.
16	RET016	Submission Year	Integer	4	Use this field to report the data submission year in YYYY format.
17	RET899	Record Type	Text	3	Use this field to report the value of 'RET' to indicate TME reporting at the regional level.

5.6 Pharmacy Rebates File

Col. #	Field ID	Field Name	Type	Max	Description
1	RXR001	Submitter Code	Text	8	This field must contain the Submitter Code assigned to you by OHCA or Onpoint Health Data.
2	RXR002	Reporting Year	Integer	4	Use this field to report the reporting year in YYYY format.
3	RXR003	Market Category	Integer	1	Use this field to report the market category code. Valid values include: <ul style="list-style-type: none"> 1 = Commercial (Full Benefits) 2 = Commercial (Partial Benefits) 3 = Medi-Cal Managed Care 4 = Medicare Advantage 5 = Dual Eligibles (Medi-Cal Expenses Only) 6 = Dual Eligibles (Medicare Expenses Only) 7 = Dual Eligibles (Medi-Cal and Medicare Expenses)

Col. #	Field ID	Field Name	Type	Max	Description
4	RXR004	Medical Pharmacy Rebate Amount	Integer	12	Report the total amount of rebates for drugs covered under the members' medical benefit for the reporting year. Report only actual amounts; do not include estimates. Report pharmacy rebates as a positive number. Note: This is a money field reported in whole dollars.
5	RXR005	Retail Pharmacy Rebate Amount	Integer	12	Report the total amount of rebates for drugs covered under the members' retail pharmacy benefit for the reporting year. Report only actual amounts; do not include estimates. Report pharmacy rebates as a positive number. Note: This is a money field reported in whole dollars.
6	RXR006	Total Pharmacy Rebate Amount	Integer	12	Report the total amount of pharmacy rebates for the reporting year. Report only actual amounts; do not include estimates. This amount shall equal the sum of all reported rebate amounts (RXR004 through RXR005). Note: This is a money field reported in whole dollars.
7	RXR007	Submission Year	Integer	4	Use this field to report the data submission year in YYYY format.
8	RXR899	Record Type	Text	3	Use this field to report the value of 'RXR' to indicate reporting pharmacy rebates.

5.7 Submission Questionnaire File

Col. #	Field ID	Field Name	Type	Max	Description
1	SQS001	Submitter Code	Text	8	This field must contain the Submitter Code assigned to you by OHCA or Onpoint Health Data.
2	SQS002	Reporting Year	Integer	4	Use this field to report the reporting year in YYYY format.
3	SQS003	CA Residents Only	Text	1	Does the spending data include California residents only? Valid values include: <ul style="list-style-type: none"> Y = Yes N = No
4	SQS004	Members	Text	1	Does the spending data represent members in a full-service health care service plan, specialized mental health care service plan, health insurance plan, or specialized behavioral health-only policy? Valid values include: <ul style="list-style-type: none"> Y = Yes

Col. #	Field ID	Field Name	Type	Max	Description
5	SQS005	Primary Payer	Text	1	<ul style="list-style-type: none"> • N = No Does the spending data only include members for whom the payer or fully integrated delivery system is primary payer on the claim? Valid values include: <ul style="list-style-type: none"> • Y = Yes • N = No
6	SQS006	Allowed Amounts	Text	1	Does the claims spending data include allowed amounts? Valid values include: <ul style="list-style-type: none"> • Y = Yes • N = No
7	SQS007	Attribution	Text	1	Does the spending data include all data for all attributed members for each month a member was attributed? Valid values include: <ul style="list-style-type: none"> • Y = Yes • N = No
8	SQS008	Attribution Methodology	Text	500	Briefly describe the approach used to attribute members in the Payer-Developed Attribution method.
9	SQS009	Date Incurred or Served	Text	1	Are spending data submitted based on the incurred date or date of service? Valid values include: <ul style="list-style-type: none"> • Y = Yes • N = No
10	SQS010	Claims Runout	Date	8	For claims runout, what is the maximum payment date for claims payments? Format = YYYYMMDD
11	SQS011	Non-Claims Runout	Date	8	For non-claims runout, what is the maximum payment date for non-claims payments? Format = YYYYMMDD
12	SQS012	IBNR IBNP	Text	1	Are spending data reported without IBNR/IBNP factors applied? Valid values include: <ul style="list-style-type: none"> • Y = Yes • N = No
13	SQS013	Pharmacy Rebates	Text	1	Are pharmacy rebate data actuals, without estimates? This question does not apply to data submitted in the Commercial (Partial Benefits) market category. Valid values include: <ul style="list-style-type: none"> • Y = Yes • N = No

Col. #	Field ID	Field Name	Type	Max	Description
14	SQS014	Standard Deviation	Text	1	Is the standard deviation calculated using the formula for population standard deviation? Valid values include: <ul style="list-style-type: none"> Y = Yes N = No
15	SQS015	Standard Deviation Members	Text	1	In calculating standard deviation, is spending included for every month the member was attributed, regardless of whether the member has paid claims? Valid values include: <ul style="list-style-type: none"> Y = Yes N = No
16	SQS016	Standard Deviation Non-Claims Excluded	Text	1	Does the standard deviation data exclude non-claims spending? Valid values include: <ul style="list-style-type: none"> Y = Yes N = No
17	SQS017	Unknown Age Band	Text	500	Briefly describe why you do not have access to the member age. This field is required when the value in Age Band (in Years) (ATT009) is '9'.
18	SQS018	Estimated Pharmacy Spending	Integer	12	Report the total estimated amount for carved-out pharmacy spending within the Commercial (Partial Benefits) market category. Note: This is a money field reported in whole dollars. This field may contain a negative value.
19	SQS019	Estimated Behavioral Health Spending	Integer	12	Report the total estimated amount for carved-out behavioral health spending within the Commercial (Partial Benefits) market category. Note: This is a money field reported in whole dollars. This field may contain a negative value.
20	SQS020	Estimated Other Spending	Integer	12	Report the total estimated amount for other (non-pharmacy and non-behavioral health) carved-out benefits within the Commercial (Partial Benefits) market category. Describe the benefits that have been estimated in your response to Estimate Methodology (SQS021). Note: This is a money field reported in whole dollars. This field may contain a negative value.
21	SQS021	Estimate Methodology	Text	500	Briefly describe the methodology used to estimate spend in the Commercial (Partial Benefits) market category.
22	SQS022	Self-Insured Plans	Text	1	Does the submission include spending data from self-insured accounts? Valid values include: <ul style="list-style-type: none"> Y = Yes

Col. #	Field ID	Field Name	Type	Max	Description
					<ul style="list-style-type: none"> N = No
23	SQS023	Administrative Costs and Profits for Self-Insured Plans	Integer	12	Report aggregate information on the fees earned from self-insured accounts (e.g., “fees from uninsured plans”). Submitters shall follow the instructions for Part 1, Line 12 on the NAIC SHCE for their California-situs self-insured accounts. This field is required when the value in Self-Insured Plans (SQS022) is ‘Y’. Note: This is a money field reported in whole dollars. This field may contain a negative value.
24	SQS024	Procedure and Condition-Specific Episode-based Payment Arrangements	Text	500	List the types of procedure and condition-specific episode-based payment arrangements in place with providers during the reporting year. Use Appendix D: Condition and Procedure Types as a reference to categorize and describe the type of arrangement.
25	SQS025	Submission Year	Integer	4	Use this field to report the data submission year in YYYY format.
26	SQS899	Record Type	Text	3	Use this field to report the value of 'SQS' to indicate submission questionnaire responses.

5.8 Alternative Payment Model (APM) File

Col. #	Field ID	Field Name	Type	Max	Description
1	APM001	Submitter Code	Text	8	This field must contain the Submitter Code assigned to you by OHCA or Onpoint Health Data.
2	APM002	Reporting Year	Integer	4	Use this field to report the reporting year in YYYY format.
3	APM003	Market Category	Integer	1	Use this field to report the market category code. Refer to Market Categories for more information. Valid values include: <ul style="list-style-type: none"> 1 = Commercial (Full Benefits) 2 = Commercial (Partial Benefits) 3 = Medi-Cal Managed Care 4 = Medicare Advantage 5 = Dual Eligibles (Medi-Cal Expenses Only) 6 = Dual Eligibles (Medicare Expenses Only) 7 = Dual Eligibles (Medi-Cal and Medicare Expenses)

Col. #	Field ID	Field Name	Type	Max	Description
4	APM004	Product Type	Integer	1	<p>Use this field to designate the product type. Refer to Market Categories for more information. For Commercial (Full Benefits) and Commercial (Partial Benefits) (Market Category = 1 or 2), valid values include:</p> <ul style="list-style-type: none"> • 1 = HMO/POS • 2 = PPO/EPO • 3 = Other <p>For other Market Categories, valid value includes:</p> <ul style="list-style-type: none"> • 0 = Not applicable
5	APM005	Payment Category	Text	1	<p>Use this field to report the payment category. Refer to Appendix B: Expanded Non-Claims Payments Framework for more information. Valid values include:</p> <ul style="list-style-type: none"> • A = Population health and practice infrastructure payments • B = Performance payments • C = Shared savings payments and recoupments • D = Capitation and full risk payments • E = Other non-claims payments • X = Fee-for-service <p>Note: This field shall correspond to a Payment Subcategory (APM006) that begins with the same character.</p>
6	APM006	Payment Subcategory	Text	2	<p>Use this field to report the payment subcategory based on the initial character in Payment Category (APM005). Refer to Appendix B: Expanded Non-Claims Payments Framework for more information. Valid values include:</p> <ul style="list-style-type: none"> • A1 = Care management/care coordination/population health/medication reconciliation • A2 = Primary care and behavioral health integration • A3 = Social care integration • A4 = Practice transformation payments • A5 = EHR/HIT infrastructure payments • B1 = Retrospective/prospective incentive payments: pay-for-reporting • B2 = Retrospective/prospective incentive payments: pay-for-performance

Col. #	Field ID	Field Name	Type	Max	Description
					<ul style="list-style-type: none"> • C1 = Procedure-related, episode-based payments with shared savings • C2 = Procedure-related, episode-based payments with risk of recoupments • C3 = Condition-related, episode-based payments with shared savings • C4 = Condition-related, episode-based payments with risk of recoupments • C5 = Risk for total cost of care (e.g., ACO) with shared savings • C6 = Risk for total cost of care (e.g., ACO) with risk of recoupments • D1 = Primary care capitation • D2 = Professional capitation • D3 = Facility capitation • D4 = Behavioral health capitation • D5 = Global capitation • D6 = Payment to integrated, comprehensive payment and delivery systems • E1 = Other non-claims payments • X9 = Claims: Total
7	APM007	Quality Indicator	Integer	1	<p>This field indicates when a payment arrangement is linked to quality. Submitters will provide data on arrangements linked to quality and those that are not for each Payment Subcategory in APM006.</p> <p>A payment arrangement is “linked to quality” if any component of the provider’s payment was adjusted based on specific predefined goals for quality. For example, if the provider received a performance payment in recognition of quality performance in addition to the shared savings or capitation payment, then the payment would be considered “linked to quality”. Refer to APM File Payment Allocation for more information.</p> <p>Valid values are:</p> <ul style="list-style-type: none"> • 0 = No • 1 = Yes
8	APM008	Total Amount Allowed	Integer	12	<p>Report the total of all payments made across providers during the reporting year. For non-claims payments, this is the amount paid by the payer or fully integrated delivery system across providers. For fee-for-service claims, include amounts paid by the payer or fully</p>

Col. #	Field ID	Field Name	Type	Max	Description
					integrated delivery system and any member responsibility amounts (<i>i.e.</i> , copay, coinsurance, and deductible). For capitation, include amounts paid by the payer or fully integrated delivery system and any member responsibility amounts (<i>i.e.</i> , copay, coinsurance, and deductible). Refer to APM File Payment Allocation for more information.
9	APM009	Member Months	Integer	12	<p>Note: This is a money field reported in whole dollars. This field may contain a negative value.</p> <p>Report the total number of months of coverage for members in the arrangement indicated in Payment Category (APM005) and Payment Subcategory (APM006). All months where a member had at least 1 day of coverage are counted. Member months shall be mutually exclusive across all rows.</p> <p>Note: This field reported as an integer. When Payment Subcategory (APM006) is 'A4', 'A5', or 'E1', Member Months shall be 0.</p>
10	APM010	Submission Year	Integer	4	Use this field to report the data submission year in YYYY format.
11	APM899	Record Type	Text	3	Use this field to report the value of 'APM' to indicate APM reporting at the submitter level.

5.9 Primary Care File

Col. #	Field ID	Field Name	Type	Max	Description
1	PRC001	Submitter Code	Text	8	This field must contain the Submitter Code assigned to you by OHCA or Onpoint Health Data.
2	PRC002	Reporting Year	Integer	4	Use this field to report the reporting year in YYYY format.

Col. #	Field ID	Field Name	Type	Max	Description
3	PRC003	Market Category	Integer	1	<p>Use this field to report the market category code. Refer to Market Categories for more information. Valid values include:</p> <ul style="list-style-type: none"> • 1 = Commercial (Full Benefits) • 2 = Commercial (Partial Benefits) • 3 = Medi-Cal Managed Care • 4 = Medicare Advantage • 5 = Dual Eligibles (Medi-Cal Expenses Only) • 6 = Dual Eligibles (Medicare Expenses Only) • 7 = Dual Eligibles (Medi-Cal and Medicare Expenses)
4	PRC004	Product Type	Integer	1	<p>Use this field to designate the product type. Refer to Market Categories for more information. For Commercial (Full Benefits) and Commercial (Partial Benefits) (Market Category = 1 or 2), valid values include:</p> <ul style="list-style-type: none"> • 1 = HMO/POS • 2 = PPO/EPO • 3 = Other <p>For other Market Categories, valid value includes:</p> <ul style="list-style-type: none"> • 0 = Not applicable
5	PRC005	Payment Category	Text	1	<p>Use this field to report the payment category. Refer to Appendix B: Expanded Non-Claims Payments Framework for more information. Valid values include:</p> <ul style="list-style-type: none"> • A = Population health and practice infrastructure payments • B = Performance payments • C = Shared savings payments and recoupments • D = Capitation and full risk payments • E = Other non-claims payments • X = Fee-for-service

Col. #	Field ID	Field Name	Type	Max	Description
					Note: This field shall correspond to a Payment Subcategory (PRC006) that begins with the same character.
6	PRC006	Payment Subcategory	Text	2	<p>Use this field to report the payment subcategory based on the initial character in the Payment Category (PRC005). Refer to Appendix B: Expanded Non-Claims Payments Framework for more information. Valid values include:</p> <ul style="list-style-type: none"> • A1 = Care management/care coordination/population health/medication reconciliation • A2 = Primary care and behavioral health integration • A3 = Social care integration • A4 = Practice transformation payments • A5 = EHR/HIT infrastructure payments • B1 = Retrospective/prospective incentive payments: pay-for-reporting • B2 = Retrospective/prospective incentive payments: pay-for-performance • C1 = Procedure-related, episode-based payments with shared savings • C2 = Procedure-related, episode-based payments with risk of recoupments • C3 = Condition-related, episode-based payments with shared savings • C4 = Condition-related, episode-based payments with risk of recoupments • C5 = Risk for total cost of care (e.g., ACO) with shared savings • C6 = Risk for total cost of care (e.g., ACO) with risk of recoupments • D1 = Primary care capitation • D2 = Professional capitation • D3 = Facility capitation • D4 = Behavioral health capitation • D5 = Global capitation • D6 = Payment to integrated, comprehensive payment and delivery systems • E1 = Other non-claims payments • X9 = Claims: Total
7	PRC007	Total Amount Allowed	Integer	12	Report the total of all payments made across providers during the reporting year. For non-claims payments, this is the amount paid by the payer or fully integrated delivery system across providers. For fee-for-service claims, include amounts paid by the payer or fully

Col. #	Field ID	Field Name	Type	Max	Description
					integrated delivery system and any member responsibility amounts (<i>i.e.</i> , copay, coinsurance, and deductible). For capitation, include amounts paid by the payer or fully integrated delivery system and any member responsibility amounts (<i>i.e.</i> , copay, coinsurance, and deductible). Note: This is a money field reported in whole dollars. This field may contain a negative value.
8	PRC008	Amount Paid for Primary Care	Integer	12	Report the total of all payments made across providers for primary care during the reporting year. For fee-for-service payments follow the instructions in Primary Care Paid via Claims to determine the portion allocated to primary care. For non-claims payments follow the instructions specific to each payment subcategory outlined in Primary Care Paid via Non-Claims . Note: This is a money field reported in whole dollars. This field may contain a negative value. When Payment Subcategory (PRC006) is 'C1', 'C2', 'D3', 'D4', or 'E1', Amount Paid for Primary Care shall be 0.
9	PRC009	Member Months	Integer	12	Report the total number of months of coverage for members in the payment reported in Total Amount Allowed (PRC007). All months where a member had at least 1 day of coverage are counted. Member months shall not be mutually exclusive across all rows. Note: This field reported as an integer. When Payment Subcategory (PRC006) is 'A4', 'A5', or 'E1', Member Months shall be 0.
10	PRC010	Submission Year	Integer	4	Use this field to report the data submission year in YYYY format.
11	PRC899	Record Type	Text	3	Use this field to report the value of 'PRC' to indicate primary care reporting at the submitter level.

Appendix A: Claims Service Category to Bill Code Mapping

The table below provides guidance on mapping claims service categories to bill codes for the purpose of reporting total medical expenses. The codes listed are provided as examples but not meant to be an exhaustive list.

Claims Service Category	Description	Code Sets
Hospital Inpatient	This category includes facility payments for inpatient services from claims. Includes all room and board and ancillary payments, emergency department visits that result in a hospital stay, and hospitalizations regardless of diagnosis (e.g., behavioral). This does not include physician services during the hospitalization that were billed on a professional claim, nor inpatient services at non-hospital facilities.	Type of bill codes: <ul style="list-style-type: none"> Hospital: 011X Hospital Swing Bed: 018X Religious Nonmedical Hospital: 041X
Hospital Outpatient	This category includes facility payments for outpatient services from claims. Includes all hospital types and hospital-licensed satellite clinics, emergency department visits that do not result in a hospital stay, and does not include payments made for physician services during the outpatient service that were billed on a professional claim.	Type of bill codes: <ul style="list-style-type: none"> Hospital Inpatient, Part B only: 012X Hospital Outpatient: 013X Hospital Other Part B: 014X Religious Nonmedical Hospital: 043X
Professional	This category includes payments for services provided by a licensed practitioner. This includes but is not limited to services provided by a community health center, freestanding ambulatory surgical center, licensed physician and surgeon, nurse practitioner, physician assistant, physical therapist, occupational therapist, speech therapist, psychologist, licensed clinical social worker, dietician, dentist, and chiropractor.	All professional claims (CSM-1500) <i>excluding</i> : <ul style="list-style-type: none"> Ambulance/transportation services (Place of service codes: 41, 42) Durable Medical Equipment Independent Labs (Place of service code: 81) Optical services (HCPSC codes V2020-2799)

Claims Service Category	Description	Code Sets
		<ul style="list-style-type: none"> Medical services provided at a pharmacy (Place of service code: 01)
Long-Term Care	This category includes payments for long-term care services from claims. Includes skilled nursing facilities, nursing homes, intermediate care facilities, assisted living facilities, and providers of home- and community-based services (e.g., personal care, home-delivered meal program, home health services, adult daycare), and programs designed to assist individuals with long-term care needs who receive care in their home and community.	Type of bill codes: <ul style="list-style-type: none"> SNF: 021X SNF Part B: 022X SNF Outpatient: 023X SNF Swing Bed: 028X ICF: 065X, 066X Home Health: 032X, 033X Home Health Part B: 034X Residential Facilities: 086X
Retail Pharmacy	This category includes payments from claims for prescription drugs, biological products, or vaccines as defined by the payer's prescription drug benefit net of any coverage gap discount. This does not include any prescription drugs covered under a medical benefit (e.g., administered in a hospital setting).	
Other	Claims not included in other claims categories (e.g., durable medical equipment, optical services, transportation, hospice) for the reporting year.	Examples of claims to include: <ul style="list-style-type: none"> Ambulance services (Place of service codes: 41, 42) Durable Medical Equipment Independent Labs (Place of service code: 81) Optical services (HCPCS codes V2020-2799) Medical services provided at a pharmacy (Place of service code: 01)

Claims Service Category	Description	Code Sets
		<p>Institutional Claims Type of Bill Codes:</p> <ul style="list-style-type: none"> • Clinic: Rural Health: 071X • Clinic: ESRD: 072X • Clinic: Free Standing: 073X • Clinic: Outpatient Rehabilitation Facility (ORF): 074X • Clinic: Comprehensive Outpatient Rehabilitation Facility (CORF): 075X • Clinic: Community Mental Health Center: 076X • Federally Qualified Health Center (FQHC): 077X • Clinic: Other 079X • Hospice: 081X, 082X • Ambulatory Surgical Clinic Non-professional services: 083X • Freestanding birth center: 084X • Freestanding Non-residential Opioid Treatment Program: 087X • Special Facility – Other: 089X

Appendix B: Expanded Non-Claims Payments Framework

The table below provides guidance to submitters on mapping payment types to non-claims payment categories and subcategories used for data submission.

#	Non-Claims Payment Category and Subcategory	Description	Corresponding HCP-LAN Category
A	Population Health and Infrastructure Payments	Prospective, non-claims payments paid to healthcare providers or organizations to support specific care delivery goals; not tied to performance metrics. Does not include costs associated with payer personnel, payer information technology systems or other internal payer expenses.	
A1	Care management/care coordination/population health/medication reconciliation	Prospective, non-claims payments paid to healthcare providers or organizations to fund a care manager, care coordinator, or other traditionally non-billing practice team member (e.g., practice coach, patient educator, patient navigator, pharmacist, or nurse care manager) who helps providers organize clinics to function better and helps patients take charge of their health.	2A: Foundational Payments for Infrastructure and Operations: Care coordination fees, payments for HIT investments
A2	Primary care and behavioral health integration	Prospective, non-claims payments paid to healthcare providers or organizations to fund integration of primary care and behavioral health and related services that are not typically reimbursed through claims (e.g., funding behavioral health services not traditionally covered with a fee-for-service payment when provided in a primary care setting). Examples of these services include a) substance use disorder or depression screening, b) performing assessment, referral, and warm hand-off to a behavioral health clinician, c) supporting health behavior change, such as diet and exercise for managing pre-diabetes risk, d) brief interventions with a social worker or other behavioral health clinician not reimbursed via claims.	2A: Foundational Payments for Infrastructure and Operations: Care coordination fees, payments for HIT investments

#	Non-Claims Payment Category and Subcategory	Description	Corresponding HCP-LAN Category
A3	Social care integration	Prospective, non-claims payments paid to healthcare providers or organizations to support screening for health-related social needs, connections to social services and other interventions to address patients' social needs, such as housing or food insecurity, that are not typically reimbursed through claims.	2A: Foundational Payments for Infrastructure and Operations: Care coordination fees, payments for HIT investments
A4	Practice transformation payments	Prospective, non-claims payments paid to healthcare providers or organizations to support practice transformation which may include care team members not typically reimbursed by claims, technical assistance and training, and analytics.	2A: Foundational Payments for Infrastructure and Operations: Care coordination fees, payments for HIT investments
A5	EHR/HIT infrastructure and other data analytics payments	Prospective, non-claims payments paid to healthcare providers or organizations to support providers in adopting and utilizing health information technology, such as electronic medical records and health information exchanges, software that enables practices to analyze quality and/or costs, and/or the cost of a data analyst to support practices.	2A: Foundational Payments for Infrastructure and Operations: Care coordination fees, payments for HIT investments
B	Performance Payments	Non-claims bonus payments paid to healthcare providers or organizations for reporting data or achieving specific goals for quality, cost reduction, equity, or another performance achievement domain.	
B1	Pay-for-reporting payment	Non-claims bonus payments paid to healthcare providers or organizations for reporting data related to quality, cost reduction, equity, or another performance achievement domain.	2B: Pay for Reporting: Bonuses for reporting data or penalties for not reporting data

#	Non-Claims Payment Category and Subcategory	Description	Corresponding HCP-LAN Category
B2	Pay-for-performance payments	Non-claims bonus payments paid to healthcare providers or organizations for achieving specific, predefined goals for quality, cost reduction, equity, or another performance achievement domain.	2C: Pay for Performance: Bonuses for quality performance
C	Shared Savings Payments and Recoupments	Non-claims payments to healthcare providers or organizations (or recouped from healthcare providers or organizations) based on performance relative to a defined spending target. Shared savings payments and recoupments can be associated with different types of budgets, including but not limited to episode of care and total cost of care. Dollars reported in this category shall reflect only the non-claims shared savings payment or recoupment, not the fee-for-service component. Recouped dollars shall be reported as a negative value. Payments in this category may be considered “linked to quality” if the shared savings payment or any other component of the provider’s payment was adjusted based on specific predefined goals for quality. For example, if the provider received a performance payment in recognition of quality performance in addition to the shared savings payment, then the shared savings payment would be considered “linked to quality.” Payments in this category may not be “linked to quality”.	
C1	Procedure-related, episode-based payments with shared savings	Non-claims payments to healthcare providers or organizations for a procedure-based episode (e.g., joint replacement). Under these payments, a provider may earn shared savings based on performance relative to a defined spending target for the episode. Under this type of payment, there is no risk of the payer recouping a portion of the initial	3A: Shared Savings: Shared savings with upside risk only; 3N: Risk based payments not linked to quality

#	Non-Claims Payment Category and Subcategory	Description	Corresponding HCP-LAN Category
		fee-for-service payment if the defined spending target is not met. Payment models in this subcategory shall be based on a fee-for-service architecture. Payment models paid predominantly via capitation shall be classified under the appropriate "Capitation and Full Risk Payment" subcategory.	
C2	Procedure-related, episode-based payments with risk of recoupments	Non-claims payments to healthcare providers or organizations (or recouped from healthcare providers or organizations) for a procedure-based episode (e.g., joint replacement). Under these payments, a provider may earn shared savings based on performance relative to a defined spending target for the episode. If the defined spending target is not met, the payer may recoup a portion of the initial fee-for-service payment. Payment models in this subcategory shall be based on a fee-for-service architecture. Payment models paid predominantly via capitation shall be classified under the appropriate "Capitation and Full Risk Payment" subcategory.	3B: Shared Savings and Downside Risk: Episode-based payments for procedures and comprehensive payments with upside and downside risk; 3N: Risk based payments not linked to quality
C3	Condition-related, episode-based payments with shared savings	Non-claims payments to healthcare providers or organizations for a condition-based episode (e.g., diabetes). Under these payments, a provider may earn shared savings based on performance relative to a defined spending target for the episode. Under this type of payment, there is no risk of the payer recouping a portion of the initial fee-for-service payment if the defined spending target is not met. Payment models in this subcategory shall be based on a fee-for-service architecture. Payment models paid predominantly via capitation shall be classified under the appropriate "Capitation and Full Risk Payment" subcategory.	3A: Shared Savings: Shared savings with upside risk only; 3N: Risk based payments not linked to quality

#	Non-Claims Payment Category and Subcategory	Description	Corresponding HCP-LAN Category
C4	Condition-related, episode-based payments with risk of recoupments	Non-claims payments to healthcare providers or organizations (or recouped from healthcare providers or organizations) for a condition-based episode (e.g., diabetes). Under these payments, a provider may earn shared savings based on performance relative to a defined spending target for the episode. If the defined spending target is not met, the payer may recoup a portion of the initial fee-for-service payment. Payment models in this subcategory shall be based on a fee-for-service architecture. Payment models paid predominantly via capitation shall be classified under the appropriate "Capitation and Full Risk Payment" subcategory.	3B: Shared Savings and Downside Risk: Episode-based payments for procedures and comprehensive payments with upside and downside risk; 3N: Risk based payments not linked to quality
C5	Risk for total cost of care (e.g., ACO) with shared savings	Payment models in which the provider may earn a non-claims payment, often referred to as shared savings, based on performance relative to a defined total cost of care spending target. Under this type of payment, there is no risk of the payer recouping a portion of the initial fee-for-service payment if the defined spending target is not met. Payment models in this subcategory shall be based on a fee-for-service architecture. Payment models paid predominantly via capitation shall be classified under the appropriate "Capitation and Full Risk Payment" subcategory. These models must offer providers a minimum of 40% shared savings if quality performance and other terms are met. Models offering a lesser percentage of shared savings are classified as "Performance Payments." Providers that would be classified by CMS as "low revenue" may be eligible for shared savings at a lower rate of 20% if they do not meet minimum savings requirements.	3A: Shared Savings: Shared savings with upside risk only; 3N: Risk based payments not linked to quality

#	Non-Claims Payment Category and Subcategory	Description	Corresponding HCP-LAN Category
C6	Risk for total cost of care (e.g., ACO) with risk of recoupments	Payment models in which the provider may earn a non-claims payment, often referred to as shared savings, based on performance relative to a defined total cost of care spending target. If the defined spending target is not met, the payer may recoup a portion of the initial fee-for-service payment. Payment models in this subcategory shall be based on a fee-for-service architecture. Payment models paid predominantly via capitation shall be classified under the appropriate "Capitation and Full Risk Payment" subcategory. These models must offer providers a minimum of 50% shared savings if quality performance and other terms are met. Models offering a lesser percentage of shared savings are classified as "Performance Payments." Providers that would be classified by CMS as "low revenue" may be eligible for shared savings at a lower rate of 25% if they do not meet minimum shared savings requirements. These models also must put providers at risk for at least 30% of losses. Models offering less than this degree of risk are classified as "Risk for total cost of care with shared savings."	3B: Shared Savings and Downside Risk: Episode-based payments for procedures and comprehensive payments with upside and downside risk; 3N: Risk based payments not linked to quality
D	Capitation and Full Risk Payments	Per capita, non-claims payments paid to healthcare providers or organizations to provide a defined set of services to a designated population of patients over a defined period of time. Payments in this category may be considered "linked to quality" if the capitation payment or any other component of the provider's payment was adjusted based on specific, pre-defined goals for quality. For example, if the provider received a performance payment in recognition of quality performance in addition to the	

#	Non-Claims Payment Category and Subcategory	Description	Corresponding HCP-LAN Category
		capitation payment, then the capitation payment would be considered “linked to quality.” Payments in this category may not be “linked to quality”.	
D1	Primary care capitation	Per capita, non-claims payments paid to healthcare organizations or providers to provide primary care services to a designated patient population over a defined period of time. Services are restricted to primary care services performed by primary care teams.	4A: Condition-specific Population-based Payment: Per member per month payments, payments for specialty services, such as oncology or mental health; 4N: Capitated payments not linked to quality
D2	Professional capitation	Per capita, non-claims payments paid to healthcare organizations or providers to provide professional services to a designated patient population over a defined period of time. Services typically include primary care clinician, specialty care physician services, and other professional and ancillary services.	4A: Condition-specific Population-based Payment: Per member per month payments, payments for specialty services, such as oncology or mental health; 4N: Capitated payments not linked to quality
D3	Facility capitation	Per capita, non-claims payments paid to healthcare organizations or providers to provide inpatient and outpatient facility services to a designated patient population over a defined period of time.	4A: Condition-specific Population-based Payment: Per member per month payments, payments for specialty services,

#	Non-Claims Payment Category and Subcategory	Description	Corresponding HCP-LAN Category
			such as oncology or mental health; 4N: Capitated payments not linked to quality
D4	Behavioral health capitation	Per capita, non-claims payments paid to healthcare organizations or providers to provide behavioral health services to a designated patient population over a defined period of time. May include professional, facility, and/or residential services.	4A: Condition-specific Population-based Payment: Per member per month payments, payments for specialty services, such as oncology or mental health; 4N: Capitated payments not linked to quality
D5	Global capitation	Per capita, non-claims payments paid to healthcare organizations or providers to provide comprehensive set of services to a designated patient population over a defined period of time. Services typically include primary care, specialty care, other professional and ancillary, inpatient hospital, and outpatient hospital at a minimum. Certain services such as behavioral health or pharmacy may be carved out.	4B: Comprehensive Population-based Payment: Global budgets or full/percent of premium payments; 4N: Capitated payments not linked to quality
D6	Payments to integrated, comprehensive payment and delivery systems	Per capita, non-claims payments paid to healthcare organizations and providers to provide a comprehensive set of services to a designated patient population over a defined period of time. Services typically include primary care, specialty care, other professional and ancillary, inpatient hospital and outpatient hospital at a minimum. Certain services such as behavioral health or pharmacy may be	4C: Integrated Finance and Delivery Systems: Global budgets or full/percent of premium payments in integrated systems; 4N: Capitated

#	Non-Claims Payment Category and Subcategory	Description	Corresponding HCP-LAN Category
		carved out. This category differs from the global capitation category because the provider organization and the payer organization are a single, integrated entity.	payments not linked to quality
E	Other Non-Claims Payments	Any other payments to a healthcare provider or organization not made on the basis of a claim for health care benefits and/or services that cannot be properly classified elsewhere. This may include retroactive denials, overpayments, and payments made as the result of an audit.	
F	Pharmacy Rebates	Payments, regardless of how categorized, paid by the pharmaceutical manufacturer or pharmacy benefits manager (PBM) to a payer or fully integrated delivery system.	

Appendix C: Regions

Total medical expenses shall be reported by region based on the member's residence address. Use the table below to determine which Rating Region to use in the Region field (RET003) on the [Regional TME](#) file.

Rating Region	County Name	3-Digit ZIP Code (Los Angeles County only)
RR01	Alpine	
RR01	Amador	
RR01	Butte	
RR01	Calaveras	
RR01	Colusa	
RR01	Del Norte	
RR01	Glenn	
RR01	Humboldt	
RR01	Lake	
RR01	Lassen	
RR01	Mendocino	
RR01	Modoc	
RR01	Nevada	
RR01	Plumas	
RR01	Shasta	
RR01	Sierra	
RR01	Siskiyou	
RR01	Sutter	
RR01	Tehama	
RR01	Trinity	
RR01	Tuolumne	
RR01	Yuba	
RR02	Marin	
RR02	Napa	
RR02	Solano	
RR02	Sonoma	
RR03	El Dorado	
RR03	Placer	
RR03	Sacramento	
RR03	Yolo	
RR04	San Francisco	
RR05	Contra Costa	
RR06	Alameda	
RR07	Santa Clara	
RR08	San Mateo	
RR09	Monterey	

Rating Region	County Name	3-Digit ZIP Code (Los Angeles County only)
RR09	San Benito	
RR09	Santa Cruz	
RR10	Mariposa	
RR10	Merced	
RR10	San Joaquin	
RR10	Stanislaus	
RR10	Tulare	
RR11	Fresno	
RR11	Kings	
RR11	Madera	
RR12	San Luis Obispo	
RR12	Santa Barbara	
RR12	Ventura	
RR13	Imperial	
RR13	Inyo	
RR13	Mono	
RR14	Kern	
RR15	Los Angeles (East)	906 907 908 910 911 912 915 917 918 935
RR16	Los Angeles (West)	900 901 902 903 904 905 913 914 916 932
RR17	Riverside	
RR17	San Bernardino	
RR18	Orange	
RR19	San Diego	
RR99	Unspecified Region	

Appendix D: Condition and Procedure Types

The tables below describe how submitters shall categorize episode-based payments in the [Submission Questionnaire File](#) into their respective payment subcategories and procedure or condition type.

Procedure-related, Episode-based Payments

These shared savings payments or payments with risk of recoupments are built on a fee-for-service architecture with a retrospective reconciliation to determine the shared savings payment or recoupment. When Payment Subcategory (APM006) is 'C1' or 'C2', use the procedure types in the table below.

#	Type	Description	Examples of Procedures
1	Cardiovascular	Procedures involving the heart and blood vessels.	<ul style="list-style-type: none"> Coronary artery bypass graft surgery Percutaneous coronary intervention Automatic cardiac defibrillator implant
2	Gastrointestinal	Procedures and surgeries involving the gastrointestinal tract.	<ul style="list-style-type: none"> Colonoscopy Upper gastrointestinal tract endoscopy Major bowel procedures
3	Orthopedic	Procedures and surgeries involving the musculoskeletal system, including muscles, joints, and the spine.	<ul style="list-style-type: none"> Hip replacement Knee arthroscopy Spinal fusion Amputation Removal of orthopedic devices
4	Transplant	Transplantation procedures of solid organs and bone marrow.	<ul style="list-style-type: none"> Kidney transplant Bone marrow transplant Partial liver transplant
5	Other Procedures	Other procedure-specific, episode-based payments built on a fee-for-service architecture with a retrospective reconciliation to determine the shared savings payment or recoupment that do not fall into Types 1-4.	<ul style="list-style-type: none"> Cataract surgery Bariatric surgery Hysterectomy

Condition-related, Episode-based Payments

These shared savings payments or payments with risk of recoupments are built on a fee-for-service architecture with a retrospective reconciliation to determine the shared

savings payment or recoupment. When Payment Subcategory (APM006) is 'C3' or 'C4', use the condition types in the table below.

#	Type	Description	Examples of Conditions
6	Chronic/Outpatient-Based	Care to treat chronic conditions primarily managed in an outpatient setting, over a defined period of time. Note: chronic care for cancer shall be included in Type 8.	<ul style="list-style-type: none"> • Diabetes • Asthma • Chronic kidney disease
7	Acute/Hospitalization-Based	Episodes initiated by an inpatient stay, which may be limited to inpatient treatment or may extend into the post-hospitalization period or may include only post-hospitalization care.	<ul style="list-style-type: none"> • Stroke • Cardiac arrhythmia • Sepsis
8	Oncology	Diagnosis, treatment, and/or prevention of cancer.	<ul style="list-style-type: none"> • High-risk breast cancer • Lymphoma • Colorectal cancer
9	Pregnancy	Care to support health during pregnancy, childbirth, and/or the postpartum period.	N/A
10	Other Conditions	Other condition-specific, episode-based payments built on a fee-for-service architecture with a retrospective reconciliation to determine the shared savings payment or recoupment that do not fall into Types 6-9.	N/A

Appendix E: Primary Care Code Sets

Primary Care Providers Taxonomy List

Primary care providers are defined by National Uniform Claim Committee (NUCC) taxonomy codes on claims.⁸ The taxonomies listed, in combination with service and place of service criteria, are included in the claims-based definition of primary care.⁹ Rows with an asterisk (*) indicate taxonomies for physicians, physician assistants, and nurse practitioners.

Taxonomy	NUCC Name
163W00000X	Nurse, non-practitioner
172V00000X	Community Health Worker
183500000X	Pharmacist
1835G0303X	Geriatric Pharmacist
1835P0018X	Pharmacist Clinician (PhC)/ Clinical Pharmacy Specialist
1835P0200X	Pediatric Pharmacist
207Q00000X	Family Medicine*
207QA0000X	Family Medicine, Adolescent Medicine*
207QA0505X	Family Medicine, Adult Medicine*
207QG0300X	Family Medicine- Geriatric Medicine*
207R00000X	Internal Medicine*
207RA0000X	Internal Medicine, Adolescent Medicine*
207RG0300X	Internal Medicine- Geriatric Medicine*
208000000X	Pediatrics*
2080A0000X	Pediatrics, Adolescent Medicine*
208D00000X	General Practice*
261QC0050X	Critical Access Hospital Clinic/Center
261QF0400X	Federally Qualified Health Center
261QP2300X	Clinic/Center- Primary Care
261QR1300X	Clinic/Center- Rural Health
363AM0700X	Physician Assistant, Medical*
363L00000X	Nurse Practitioner*
363LA2200X	Nurse Practitioner- Adult Health*
363LC1500X	Nurse Practitioner, Community Health*
363LF0000X	Nurse Practitioner- Family*
363LG0600X	Nurse Practitioner, Gerontology*
363LP0200X	Nurse Practitioner- Pediatrics*

⁸ National Uniform Claim Committee (NUCC) Health Care Provider Taxonomy:
<https://www.nucc.org/index.php/code-sets-mainmenu-41/provider-taxonomy-mainmenu-40>

⁹ Office of Health Care Affordability Recommendations to the California Health Care Affordability Board: Proposed Primary Care Investment Benchmark.
https://hcai.ca.gov/wp-content/uploads/2024/04/OHCA-Recommendations-to-Board_Proposed-Primary-Care-Investment-Benchmark.pdf

Taxonomy	NUCC Name
363LP2300X	Nurse Practitioner- Primary Care*
363LS0200X	Nurse Practitioner, School*
364SA2200X	Certified clinical nurse specialist- adult health
364SC1501X	Certified clinical nurse specialist- community health/public health
364SC2300X	Certified clinical nurse specialist- chronic health
364SF0001X	Certified clinical nurse specialist- family health
364SG0600X	Certified clinical nurse specialist- gerontology
364SP0200X	Certified clinical nurse specialist- pediatrics

Primary Care CMS Places of Service

Primary care places of service are defined by the Centers for Medicare and Medicaid Services (CMS) Place of Service (POS) codes on claims.¹⁰ The listed POS codes, in combination with service and provider criteria, are included in the claims-based definition of primary care.¹¹

POS Code	Place of Service
02	Telehealth Provided Other than in Patient's Home
03	School
04	Homeless Shelter
05	Indian Health Service Free-Standing Facility
07	Tribal 638 Free-standing Facility
09	Prison/ Correctional Facility
10	Telehealth Provided in Patient's Home
11	Office
12	Home
13	Assisted Living Facility
14	Group Home
15	Mobile Unit
18	Place of Employment- Worksite
19	Off Campus- Outpatient Hospital
22	On Campus- Outpatient Hospital
26	Military Treatment Facility
27	Outreach Site/ Street
49	Independent Clinic
50	Federally Qualified Health Center

¹⁰ CMS Place of Service Code Set: <https://www.cms.gov/medicare/coding-billing/place-of-service-codes/code-sets>

¹¹ Office of Health Care Affordability Recommendations to the California Health Care Affordability Board: Proposed Primary Care Investment Benchmark. https://hcai.ca.gov/wp-content/uploads/2024/04/OHCA-Recommendations-to-Board_Proposed-Primary-Care-Investment-Benchmark.pdf

POS Code	Place of Service
66	Programs of All-Inclusive Care for the Elderly (PACE) Center
71	Public Health Clinic
72	Rural Health Clinic

HCPCS/CPT Primary Care Services

Primary care services are defined by Healthcare Common Procedure Coding System (HCPCS) and Current Procedural Terminology (CPT) codes on claims.¹² The listed service codes, in combination with provider taxonomy and place of service, are included in the claims-based definition of primary care.¹³

HCPCS/CPT Code	Description
10040	Acne surgery
10060	Drainage Of Skin Abscess Simple
10061	Drainage Of Skin Abscess Complicated
10080	Drainage Of Pilonidal Cyst Simple
10081	Drainage of pilonidal cyst
10120	Remove Foreign Body Simple
10121	Remove Foreign Body Complicated
10140	Drainage of hematoma/fluid
10160	Puncture Drainage Of Lesion
10180	Complex drainage wound
11000	Debride Infected Skin
11055	Trim Skin Lesion Single
11056	Trim Skin Lesions 2 To 4
11102	Tangntl bx skin single les
11103	Tangntl bx skin ea sep/addl
11104	Punch bx skin single lesion
11105	Punch bx skin ea sep/addl
11106	Incal bx skn single les
11107	Incal bx skn ea sep/addl
11200	Removal Of Skin Tags <W/15
11201	Remove Skin Tags Add-On
11300	Shave Skin Lesion 05 Cm/<
11301	Shave Skin Lesion 06-10 Cm
11302	Shave Skin Lesion 11-20 Cm

¹² HCPCS and CPT codes are maintained by the Centers for Medicare and Medicaid Services (CMS) and the American Medical Association (AMA):

<https://www.cms.gov/medicare/coding-billing/healthcare-common-procedure-system>

¹³ Office of Health Care Affordability Recommendations to the California Health Care Affordability Board: Proposed Primary Care Investment Benchmark.

https://hcai.ca.gov/wp-content/uploads/2024/04/OHCA-Recommendations-to-Board_Proposed-Primary-Care-Investment-Benchmark.pdf

HCP/PCS/CPT Code	Description
11303	Shave Skin Lesion >20 Cm
11305	Shave Skin Lesion 05 Cm/<
11306	Shave Skin Lesion 06-10 Cm
11307	Shave Skin Lesion 11-20 Cm
11308	Shave skin lesion >2.0 cm
11310	Shave Skin Lesion 05 Cm/<
11311	Shave Skin Lesion 06-10 Cm
11312	Shave skin lesion 1.1-2.0 cm
11313	Shave skin lesion >2.0 cm
11400	Exc Tr-Ext B9+Marg 05 Cm<
11401	Exc Tr-Ext B9+Marg 06-1 Cm
11402	Exc Tr-Ext B9+Marg 11-2 Cm
11403	Exc Tr-Ext B9+Marg 21-3 Cm
11404	Exc tr-ext b9+marg 3.1-4 cm
11406	Exc tr-ext b9+marg >4.0 cm
11420	Exc H-F-Nk-Sp B9+Marg 05/< Cm
11421	Exc H-F-Nk-Sp B9+Marg 06-1 Cm
11422	Exc H-F-Nk-Sp B9+Marg 11-2 Cm
11423	Exc H-F-Nk-Sp B9+Marg 21-3 Cm
11424	Exc h-f-nk-sp b9+marg 3.1-4
11426	Exc h-f-nk-sp b9+marg >4 cm
11440	Exc face-mm b9+marg 0.5 cm/<
11441	Exc face-mm b9+marg 0.6-1 cm
11442	Exc face-mm b9+marg 1.1-2 cm
11443	Exc face-mm b9+marg 2.1-3 cm
11444	Exc face-mm b9+marg 3.1-4 cm
11446	Exc face-mm b9+marg >4 cm
11719	Trimming Nondystrophic Nails Any Number
11720	Debride Nail 1-5
11721	Debride Nail 6+
11730	Removal Of Nail Plate Simple
11732	Remove nail plate add-on
11740	Evacuation Subungual Hematoma
11750	Removal Of Nail Bed Partial/Complete
11765	Excision Of Nail Fold Toe
11900	Inject Skin Lesions </W 7
11901	Inject Skin >7 Lesions
11976	Remove Contraceptive Capsule
11980	Implant hormone pellet(s)
11981	Insert Drug Implant Device
11982	Remove Drug Implant Device
11983	Remove W/ Insert Drug Implant
12001	Simple Rpr S/N/Ax/Gen/Trnk 25Cm/<

HCCPS/CPT Code	Description
12002	Rpr s/n/ax/gen/trnk2.6-7.5cm
12004	Rpr s/n/ax/gen/trk7.6-12.5cm
12005	Rpr s/n/a/gen/trk12.6-20.0cm
12006	Rpr s/n/a/gen/trk20.1-30.0cm
12007	Rpr s/n/ax/gen/trnk >30.0 cm
12011	Rpr f/e/e/n/l/m 2.5 cm/<
12013	Rpr f/e/e/n/l/m 2.6-5.0 cm
12014	Rpr f/e/e/n/l/m 5.1-7.5 cm
12015	Rpr f/e/e/n/l/m 7.6-12.5 cm
12016	Rpr fe/e/en/l/m 12.6-20.0 cm
12017	Rpr fe/e/en/l/m 20.1-30.0 cm
12018	Rpr f/e/e/n/l/m >30.0 cm
12020	Closure of split wound
12021	Closure of split wound
12031	Intmd rpr s/a/t/ext 2.5 cm/<
12032	Intmd rpr s/a/t/ext 2.6-7.5
12034	Intmd rpr s/tr/ext 7.6-12.5
12035	Intmd rpr s/a/t/ext 12.6-20
12036	Intmd rpr s/a/t/ext 20.1-30
12037	Intmd rpr s/tr/ext >30.0 cm
12041	Intmd rpr n-hf/genit 2.5cm/<
12042	Intmd Rpr N-Hf/Genit26-75
12044	Intmd rpr n-hf/genit7.6-12.5
12045	Intmd rpr n-hf/genit12.6-20
12046	Intmd rpr n-hf/genit20.1-30
12047	Intmd rpr n-hf/genit >30.0cm
12051	Intmd rpr face/mm 2.5 cm/<
12052	Intmd rpr face/mm 2.6-5.0 cm
12053	Intmd rpr face/mm 5.1-7.5 cm
12054	Intmd rpr face/mm 7.6-12.5cm
12055	Intmd rpr face/mm 12.6-20 cm
12056	Intmd rpr face/mm 20.1-30.0
12057	Intmd rpr face/mm >30.0 cm
13160	Late closure of wound
15839	Excise Excess Skin & Tissue
16020	Dress/debrid p-thick burn s
17000	Destroy Premalg Lesion
17003	Destroy Premalg Lesion 2-14
17004	Destroy Premal Lesions 15/>
17106	Destruction of skin lesions
17107	Destruction of skin lesions
17108	Destruction of skin lesions
17110	Destroy B9 Lesion 1-14

HCP/CS/CPT Code	Description
17111	Destroy B9 Lesion 15 Or More
17250	Chem Caut Of Granlt Tissue
17281	Destroy Malgnt Skin Lesions 06-1 Cm
17340	Cryotherapy For Acne
19000	Drainage Of Breast Lesion
20520	Removal Of Foreign Body Simple
20550	Inj Tendon Sheath/Ligament
20551	Inj Tendon Origin/Insertion
20552	Inj Trigger Point 1/2 Muscl
20553	Inject Trigger Points 3/>
20600	Drain/Inj Joint/Bursa W/O Us Small
20604	Drain/inj joint/bursa w/us
20605	Drain/Inj Joint/Bursa W/O Us Intermediate
20606	Drain/inj joint/bursa w/us
20610	Drain/Inj Joint/Bursa W/O Us Major
20611	Drain/inj joint/bursa w/us
20612	Drain/Inj Ganglion Cyst
24640	Closed Treat Radial Head Sublx Child
27096	Inject sacroiliac joint
29105	Apply long arm splint
29125	Apply forearm splint
29126	Apply forearm splint
29130	Application of finger splint
29131	Application of finger splint
29200	Strapping of chest
29240	Strapping of shoulder
29260	Strapping of elbow or wrist
29280	Strapping of hand or finger
29505	Application long leg splint
29515	Application lower leg splint
29520	Strapping of hip
29530	Strapping of knee
29540	Strapping of ankle and/or ft
29550	Strapping of toes
29581	Apply multlay comprs lwr leg
29584	Appl multlay comprs arm/hand
30300	Removal Foreign Body Intranasal Office Procedure
30901	Control of nosebleed
30903	Control of nosebleed
30905	Control of nosebleed
30906	Repeat control of nosebleed
36410	Non-routine bl draw 3/> yrs
36415	Routine Venipuncture

HCCPS/CPT Code	Description
36416	Capillary Blood Draw
40804	Removal foreign body mouth
40805	Removal foreign body mouth
46600	Diagnostic anoscopy spx
51702	Insert temp bladder cath
51798	Us urine capacity measure
54050	Destruction Penis Lesion Chem Simple
54056	Cryosurgery Penis Lesion Simple Cyro
55250	Removal Of Sperm Duct
56405	I & d of vulva/perineum
56420	Drainage of gland abscess
56605	Biopsy of vulva/perineum
56606	Biopsy of vulva/perineum
56820	Exam of vulva w/scope
56821	Exam/biopsy of vulva w/scope
57010	Drainage of pelvic abscess
57020	Drainage of pelvic fluid
57100	Biopsy of vagina
57105	Biopsy of vagina
57150	Treat vagina infection
57160	Insert pessary/other device
57170	Fitting Of Diaphragm/Cap
57180	Treat vaginal bleeding
57410	Pelvic examination
57420	Exam of vagina w/scope
57421	Exam/biopsy of vag w/scope
57452	Exam of cervix w/scope
57454	Bx/curett of cervix w/scope
57455	Biopsy of cervix w/scope
57456	Endocerv curettage w/scope
57500	Biopsy of cervix
58300	Insert Intrauterine Device
58301	Remove Intrauterine Device
59425	Antepartum Care Only 4-6 Visits
59426	Antepartum Care Only 7< Visits
59430	Postpartum Care Only
59510	Routine Ob Care
59812	Treatment of miscarriage
59820	Care of miscarriage
59821	Treatment of miscarriage
59830	Treat uterus infection
69200	Clear Outer Ear Canal W/Out Anesthesia
69205	Clear outer ear canal

HCP/CS/CPT Code	Description
69209	Remove Impacted Ear Wax Irrigation
69210	Remove Impacted Ear Wax Instruments
81000	Urinalysis Dip Stick/Tablet Reagent Non-Auto Microscopy
81001	Urinalysis Dip Stick/Tablet Reagent Auto Microscopy
81025	Urine Pregnancy Test Visual Color Comparison
82044	Urine Albumin Semiquantitative
82270	Blood Occult Peroxidase Actv Qual Feces 1 Determination
82272	Blood Occult Peroxidase Actv Qual Feces 1-3 Spec Determination
82465	Cholesterol Serum/Whole Blood Total
82947	Glucose Quantitative Blood Xcpt Reagent Strip
82948	Glucose Blood Reagent Strip
82950	Glucose Post Glucose Dose
83655	Assay Of Lead
83718	Lipoprotein Dir Meas High Density Cholesterol
85013	Blood Count Spun Microhematocrit
85014	Blood Count Hematocrit
85018	Blood Count Hemoglobin
86580	Skin Test Tuberculosis Intradermal
87205	Smr Prim Src Gram/Giemsa Stain Bct Fungi/Cel
90460	Immunization Admin 1St/Only Component 18 Years<
90461	Immunization Admin Each Addl Component 18 Years<
90471	Immunization Admin 1 Vaccine Single/Combo
90472	Immunization Admin Each Add-On Single/Combo
90473	Immunization Admin Oral/Nasal Single/Combo
90474	Immunization Admin Oral/Nasal Addl Single/Combo
90480	Admn Sarscov2 Vacc 1 Dose
90785	Psytx complex interactive
90791	Psych Diagnostic Evaluation
90792	Psych Diag Eval W/Med Services
90882	Envr Intrvt for Medical Mgmt on a Psycl Pts
90885	Psy evaluation of records
90887	Consultation with family
90889	Preparation of report
91065	Breath hydrogen/methane test
92502	Ear and throat examination
92551	Pure Tone Hearing Test Air
92552	Pure Tone Audiometry Air
92558	Evoked Auditory Test Qual
92567	Tympanometry
92587	Evoked auditory test limited
92625	Tinnitus assessment
93000	Ecg Routine Ecg W/Least 12 Lds W/I&R

HCCPS/CPT Code	Description
93005	Ecg Routine Ecg W/Least 12 Lds Trcg Only W/O I&R
93010	Ecg Routine Ecg W/Least 12 Lds I&R Only
93015	Cardiovascular stress test
93016	Cardiovascular stress test
93017	Cardiovascular stress test
93018	Cardiovascular stress test
93040	Rhythm Ecg 1-3 Leads W/Interpretation & Report
93041	Rhythm ecg tracing
93042	Rhythm ecg report
93268	Xtrnl Pt Activ Ecg Transmis W/R&I </30 Days
93271	Ecg/monitoring and analysis
93272	Ecg/review interpret only
93784	Ambl Bld Press W/Tape&/Disk 24/> Hr Alys I&R
93786	Ambl bp mntr w/sw rec only
93788	Ambl bp mntr w/sw a/r
93790	Ambl bp mntr w/sw i&r
93793	Anticoag mgmt pt warfarin
94010	Spirometry
94011	Spirometry up to 2 yrs old
94012	Spirmetry w/brnchdil inf-2 yr
94014	Pt Recorded Spirometry Complex
94015	Pt Recorded Spirometry Simple
94016	Review Pt Spirometry
94060	Bronchodilation Responsiveness
94070	Bronchodilation Provocation Evaluation
94375	Respiratory Flow Volume Loop
94640	Pressurized/Nonpressurized Inhalation Treatment
94664	Evaluate pt use of inhaler
94760	Noninvasive Ear/Pulse Oximetry Single Deter
94761	Noninvasive Ear/Pulse Oximetry Multiple Deter
95004	Percut allergy skin tests
95017	Perq & icut allg test venoms
95018	Perq&ic allg test drugs/biol
95024	Icut allergy test drug/bug
95027	Icut allergy titrate-airborn
95028	Icut allergy test-delayed
95044	Allergy patch tests
95056	Photosensitivity tests
95060	Eye allergy tests
95065	Nose allergy test
95070	Bronchial allergy tests
95115	Prof Services Allergen Immutherapy Single Injection
95117	Prof Services Allergen Immutherapy Multiple Injection

HCP/CS/CPT Code	Description
95144	Antigen therapy services
95170	Antigen therapy services
95180	Rapid desensitization
95249	Cont gluc mntr pt prov eqp
95250	Cont gluc mntr phys/qhp eqp
95251	Cont gluc mntr analysis i&r
95851	Range of motion measurements
95852	Range of motion measurements
95992	Canalith repositioning proc
96105	Assessment of aphasia
96110	Developmental Screen W/Score
96112	Devel tst phys/qhp 1st hr
96113	Devel tst phys/qhp ea addl
96116	Nubhvl xm phys/qhp 1st hr
96121	Nubhvl xm phy/qhp ea addl hr
96125	Cognitive test by hc pro
96127	Brief Emotional/Behav Assmt
96130	Psycl tst eval phys/qhp 1st
96131	Psycl tst eval phys/qhp ea
96132	Nrpsyc tst eval phys/qhp 1st
96133	Nrpsyc tst eval phys/qhp ea
96136	Psycl/nrpsyc tst phy/qhp 1st
96137	Psycl/nrpsyc tst phy/qhp ea
96138	Psycl/nrpsyc tech 1st
96139	Psycl/nrpsyc tst tech ea
96146	Psycl/nrpsyc tst auto result
96151	Assessment Health/ Behavioral subsequent
96156	Health Behavior Assessment Or Re-Assessment
96158	Health Behavior Intervention, Individual Face-To-Face 30 Min
96159	Health Behavior Intervention, Individual Face-To-Face 15 Min
96160	Pt-Focused Hlth Risk Assmt
96161	Caregiver Health Risk Assmt
96164	Health Behavior Intervention, Group (2<) Face-To-Face 30 Min
96165	Health Behavior Intervention, Group (2<) Face-To-Face 15 Min
96167	Health Behavior Intervention, Family (W/ Pt) Face-To-Face 30 Min
96168	Health Behavior Intervention, Family (W/ Pt) Face-To-Face 15 Min
96170	Health Behavior Intervention, Family (W/Out Pt) Face-To-Face 30 Min
96171	Health Behavior Intervention, Family (W/Out Pt), Face-To-Face 15 Min
96202	Mlt fam grp bhv train 1st 60

HCP/CS/CPT Code	Description
96203	Mlt fam grp bhv train ea add
96372	Ther/Proph/Diag Inj Sc/Im
96373	Therapeutic, Prophylactic, Or Diagnostic Injection
96374	Therapeutic, Prophylactic, Or Diagnostic Injection Single
97151	Behavior Identification Assessment, Each 15 Min
97152	Behavior Identification-Supporting Assessment, Each 15 Min
97597	Debridement Open Wound 20 Sq Cm/<
97598	Rmvl devital tis addl 20cm/<
97802	Medical nutrition indiv in
97803	Med nutrition indiv subseq
97804	Medical Nutrition Group
98000	Synchronous Audio-Video Evaluation and Management Services
98001	Synchronous Audio-Video Evaluation and Management Services
98002	Synchronous Audio-Video Evaluation and Management Services
98003	Synchronous Audio-Video Evaluation and Management Services
98004	Synchronous Audio-Video Evaluation and Management Services
98005	Synchronous Audio-Video Evaluation and Management Services
98006	Synchronous Audio-Video Evaluation and Management Services
98007	Synchronous Audio-Video Evaluation and Management Services
98008	Synchronous Audio-Video Evaluation and Management Services
98009	Synchronous Audio-Video Evaluation and Management Services
98010	Synchronous Audio-Video Evaluation and Management Services
98011	Synchronous Audio-Video Evaluation and Management Services
98012	Synchronous Audio-Video Evaluation and Management Services
98013	Synchronous Audio-Video Evaluation and Management Services
98014	Synchronous Audio-Video Evaluation and Management Services
98015	Synchronous Audio-Video Evaluation and Management Services

HCP/PCS/CPT Code	Description
98016	Brief communication technology-based service (eg, virtual check-in)
98925	Osteopath manj 1-2 regions
98926	Osteopath manj 3-4 regions
98927	Osteopath manj 5-6 regions
98928	Osteopath manj 7-8 regions
98929	Osteopath manj 9-10 regions
98960	Self-mgmt educ & train 1 pt
98961	Self-mgmt educ/train 2-4 pt
98962	Self-mgmt educ/train 5-8 pt
98966	Hc Pro Phone Call 5-10 Min
98967	Non-Physician Telephone Services 11-20 Min
98968	Non-Physician Telephone Services 21-30 Min
98969	Online Service By Hc Pro
98970	NQHP ol dig assmt&mgmt 5-10
98971	NQHP ol dig assmt&mgmt 11-20
98972	NQHP ol dig assmt&mgmt 21+
99050	Medical Services After Hrs
99056	Med Service Out Of Office
99058	Office Emergency Care
99078	Phys/QHP Education Materials for Pts In Group Setting
99091	Collj & interpj data ea 30 d
99170	Anogenital exam child w imag
99173	Visual Acuity Screen
99174	Ocular Instrumnt Screen Bil Remote Analysis
99177	Ocular Instrumnt Screen Bil On Site Analysis
99188	App Topical Fluoride Varnish
99195	Phlebotomy
99201	Office/ outpatient visit new
99202	Office/OutPt Visit New 15-29 Min
99203	Office/OutPt Visit New 30-44 Min
99204	Office/OutPt Visit New 45-59 Min
99205	Office/OutPt Visit New 60-74 Min
99211	Office/OutPt Visit Est
99212	Office/OutPt Visit Est 10-19 Min
99213	Office/OutPt Visit Est 20-29 Min
99214	Office/OutPt Visit Est 30-39 Min
99215	Office/OutPt Visit Est 40-54 Min
99241	Office Or Other OutPt Consultations 15 Min
99242	Office Or Other OutPt Consultations 30 Min
99243	Office Or Other OutPt Consultations 40 Min
99244	Office Or Other OutPt Consultations 60 Min
99245	Office Or Other OutPt Consultations 80 Min

HCPSCS/CPT Code	Description
99339	Individual Physician Supervision Of Pt (W/OutPt) In Home, Domiciliary Or Rest Home Complex 15-29 Min
99340	Individual Physician Supervision Of Pt (W/OutPt) In Home, Domiciliary Or Rest Home Complex 30 Min
99341	Home Visit New Pt 20 Min
99342	Home Visit New Pt 30 Min
99343	Home Visit New Pt 45 Min
99344	Home Visit New Pt 60 Min
99345	Home Visit New Pt 75 Min
99346	Home Visit New Pt
99347	Home Visit Established Pt 15 Min
99348	Home Visit Established Pt 25 Min
99349	Home Visit Established Pt 40 Min
99350	Home Visit Established Pt 60 Min
99354	Prolonged Service OutPt 60 Min
99355	Prolonged Service OutPt Add 30 Min
99358	Prolong Service W/O Contact
99359	Prolong Serv W/O Contact Add 30 Min
99366	Team Conf W/ Pt By Healthcare Prof 30 Min W/Physician
99367	Team Conf W/Out Pt By Healthcare Prof 30 Min W/Physician
99368	Team Conf W/Out Pt By Healthcare Prof 30 Min W/Out Physician
99374	Home/Nursing Facility Visits 15-29 Min
99375	Home/Nursing Facility Visits 30 Min
99376	Care Plan Oversight/Over
99379	Nursing fac care supervision
99380	Nursing fac care supervision
99381	Init Pm E/M New Pat Infant
99382	Init Pm E/M New Pat 1-4 Yrs
99383	Prev Visit New Age 5-11
99384	Prev Visit New Age 12-17
99385	Prev Visit New Age 18-39
99386	Prev Visit New Age 40-64
99387	Pre Visit New Age 65 or older
99391	Periodic Pm Reeval Est Pat Infant 1>
99392	Prev Visit Est Age 1-4
99393	Prev Visit Est Age 5-11
99394	Prev Visit Est Age 12-17
99395	Prev Visit Est Age 18-39
99396	Prev Visit Est Age 40-64
99397	Per Pm Reeval Est Pat 65+ Yr
99401	Preventive Counseling Indiv 15 Min
99402	Preventive Counseling Indiv 30 Min

HCP/CS/CPT Code	Description
99403	Preventive Counseling Indiv 45 Min
99404	Preventive Counseling Indiv 60 Min
99406	Behav Chng Smoking 3-10 Min
99407	Behav Chng Smoking > 10 Min
99408	Audit/Dast 15-30 Min
99409	Alcohol/Substance Screen & Intervention >30 Min
99411	Preventive Counseling Group 30 Min
99412	Preventive Counseling Group 60 Min
99415	Prolng clin staff svc 1st hr
99416	Prolng clin staff svc ea add
99417	Prolng op e/m each 15 min
99420	Administration and interpretation of health risk assessments
99421	Ol dig e/m svc 5-10 min
99422	Ol dig e/m svc 11-20 min
99423	Ol dig e/m svc 21+ min
99424	Prin care mgmt phys 1st 30
99425	Prin care mgmt phys ea addl
99426	Prin care mgmt staff 1st 30
99427	Prin care mgmt staff ea addl
99429	Unlisted Preventive Service
99437	Chrc care mgmt phys ea addl
99439	Chrc care mgmt staf ea addl
99441	Phys/Qhp Telephone Evaluation 5-10 Min
99442	Phone E/M Phys/Qhp 11-20 Min
99443	Phys/Qhp Telephone Evaluation 21-30 Min
99444	Phys/Qhp Online Evaluation & Management Service
99446	Interprofessional Electronic Health Assessment 5-10 Min
99447	Interprofessional Electronic Health Assessment 11-20 Min
99448	Interprofessional Electronic Health Assessment 21-30 Min
99449	Interprofessional Electronic Health Assessment 31 Min <
99450	Basic Life And/Or Disability Exam
99451	Interprofessional Electronic Health Assessment 5 Min >
99452	Telephone or internet referral service, 30 minutes
99453	Remote Monitoring Physiologic Parameters Initial
99454	Remote Monitoring Physiologic Parameters Programed Transmission
99455	Work Related Disability Exam
99456	Disability Examination
99457	Remote Physiologic Monitoring Treatment Management Services, First 20 Min
99458	Remote Physiologic Monitoring Treatment Management Services, Additional 20 Min
99460	Initial Evaluation And Management Of Newborn At Hospital

HCP/SC/PT Code	Description
99461	Initial Evaluation And Management Of Newborn Outside Of Hospital
99473	Self-meas bp pt educat/train
99474	Self-meas bp 2 readg bid 30d
99483	Assmt & Care Planning Pt W/Cognitive Impairment
99484	Care Mgmt Svc Bhvl Health Conditions 20 Min
99487	Complex Care W/O Pt Vsit 60 Min
99489	Complex Chronic Care Addl 30 Min
99490	Chron Care Mgmt Svc 20 Min
99491	Chronic Care Management Services At Least 30 Min
99492	1St Psyc Collab Care Mgmt
99493	Sbsq Psyc Collab Care Mgmt
99494	1St/Sbsq Psyc Collab Care
99495	Trans Care Mgmt 14 Day Disch
99496	Trans Care Mgmt 7 Day Disch
99497	Advncd Care Plan 30 Min
99498	Advncd Care Plan Addl 30 Min
99499	Unlisted e/m service
99502	Home Visit For Newborn Care And Assessment
0001A	ADM SARSCOV2 30MCG/0.3ML 1ST
0002A	ADM SARSCOV2 30MCG/0.3ML 2ND
0003A	ADM SARSCOV2 30MCG/0.3ML 3RD
0004A	ADM SARSCOV2 30MCG/0.3ML BST
0011A	ADM SARSCOV2 100MCG/0.5ML1ST
0012A	ADM SARSCOV2 100MCG/0.5ML2ND
0013A	ADM SARSCOV2 100MCG/0.5ML3RD
0021A	ADM SARSCOV2 5X1010VP/.5ML 1ST
0022A	ADM SARSCOV2 5X1010VP/.5ML 2ND
0031A	ADM SARSCOV2 VAC AD26 .5ML
0034A	ADM SARSCOV2 VAC AD26 .5ML B
0041A	ADM SARSCOV2 5MCG/0.5ML 1ST
0042A	ADM SARSCOV2 5MCG/0.5ML 2ND
0044A	ADM SARSCOV2 5MCG/0.5ML BST
0051A	ADM SARSCV2 30MCG TRS-SUCR 1
0052A	ADM SARSCV2 30MCG TRS-SUCR 2
0053A	ADM SARSCV2 30MCG TRS-SUCR 3
0054A	ADM SARSCV2 30MCG TRS-SUCR B
0064A	ADM SARSCOV2 50MCG/0.25MLBST
0071A	ADM SARSCV2 10MCG TRS-SUCR 1
0072A	ADM SARSCV2 10MCG TRS-SUCR 2
0073A	ADM SARSCV2 10MCG TRS-SUCR 3
0074A	ADM SARSCV2 10MCG TRS-SUCR B
0081A	ADM SARSCOV2 3MCG TRS-SUCR 1

HCP/CS/CPT Code	Description
0082A	ADM SARSCOV2 3MCG TRS-SUCR 2
0083A	ADM SARSCOV2 3MCG TRS-SUCR 3
0091A	ADM SARSCOV2 50 MCG/.5 ML1ST
0092A	ADM SARSCOV2 50 MCG/.5 ML2ND
0093A	ADM SARSCOV2 50 MCG/.5 ML3RD
0094A	ADM SARSCOV2 50MCG/0.5 MLBST
0104A	ADM SARSCOV2 5MCG/.5ML AS03B
0111A	ADM SARSCOV2 25MCG/0.25ML1ST
0112A	ADM SARSCOV2 25MCG/0.25ML2ND
0113A	ADM SARSCOV2 25MCG/0.25ML3RD
0121A	ADM SARSCV2 BVL 30MCG/.3ML 1
0124A	ADM SARSCV2 BVL 30MCG/.3ML B
0134A	ADM SARSCV2 BVL 50MCG/.5ML B
0141A	ADM SRSCV2 BVL 25MCG/.25ML 1
0142A	ADM SRSCV2 BVL 25MCG/.25ML 2
0144A	ADM SARSCV2 BVL 25MCG/.25ML B
0151A	ADM SARSCV2 BVL 10MCG/.2ML 1
0154A	ADM SARSCV2 BVL 10MCG/.2ML B
0164A	ADM SRSCV2 BVL 10MCG/0.2ML B
0171A	ADM SARSCV2 BVL 3MCG/0.2ML 1
0172A	ADM SARSCV2 BVL 3MCG/0.2ML 2
0173A	ADM SARSCV2 BVL 3MCG/0.2ML 3
0174A	ADM SARSCV2 BVL 3MCG/0.2ML B
0500F	Initial Prenatal Care Visit
0501F	Prenatal Flow Sheet
0502F	Subsequent Prenatal Care
0503F	Postpartum Care Visit
1000F	Tobacco Use Assessed
1031F	Smoking & 2Nd Hand Assessed
1032F	Current Tobacco Smoker Or 2Nd Hand Exposed
1033F	Tobacco Nonsmoker Not Exposed 2Nd Hand
1034F	Current Tobacco Smoker
1035F	Current Smokeless Tobacco User
1036F	Current Tobacco Non-User
1220F	Pt Screened For Depression
3016F	Pt Screened For Unhlthy Alcohol Use
3085F	Suicide Risk Assessed
3351F	Neg Scrn Depression Symptoms By Dep Tool
3352F	No Sig Dep Symp By Dep Tool
3353F	Mild-Mod Dep Symp By Deptool
3354F	Clin Sig Dep Sym By Dep Tool
3355F	Clin Sig Dep Sym By Dep Tool
4000F	Tobacco Use Cessation Intervention Counseling

HCP/PCS/CPT Code	Description
4001F	Tobacco Use Cessation Intervention Pharmacologic
4004F	Pt Tobacco Screen And Cessation Intervention
4290F	Pt Screened For Injection Drug Use (Hiv)
4293F	Pt Screened For High Risk Sexual Behavior (Hiv)
G0008	Admin Influenza Virus Vaccine
G0009	Admin Pneumococcal Vaccine
G0010	Admin Hepatitis B Vaccine
G0019	Comm hlth intg svs sdoh 60mn
G0022	Comm hlth intg svs add 30 m
G0023	Pin service 60m per month
G0024	Pin srv add 30 min pr m
G0101	Cancer Screen; Pelvic/Breast Exam
G0102	Prostate Cancer Screening; Digital Rectal Examination
G0103	PSA Screening
G0104	Colorectal cancer screening, flexible sigmoidoscopy
G0105	Colorectal cancer screening, colonoscopy on individual at high risk
G0106	Colorectal cancer screening, alternative to G0104
G0108	Diab manage trn per indiv
G0109	Diabetes OutPt Self-Management Training Services Group
G0120	Colorectal Cancer Screening, alternative to G0105, screening colonoscopy, barium enema
G0123	Screen Cerv/Vag Thin Layer
G0124	Screen c/v thin layer by md
G0140	Nav srv peer sup 60 min pr m
G0143	Scr c/v cyto,thinlayer,rescr
G0144	Scr c/v cyto,thinlayer,rescr
G0145	Scr C/V Cyto,Thinlayer,Rescr
G0146	Nav srv peer sup add 30 pr m
G0147	Scr c/v cyto, automated sys
G0148	Scr c/v cyto, autosys, rescr
G0179	Phys Re-Cert Mcr-Covr Hom Hlth Svc Re-Cert Prd
G0180	Phys Cert Mcr-Covr Hom Hlth Svc Per Cert Prd
G0181	Home/Nursing Facility Visits W/Out Pt Medicare Approved
G0202	Screening Mammography Digital
G0271	Medical Nutrition Therapy, Reassessment And Subsequent Intervention Group 30 Min
G0283	Therapy Electric Stimulation Other Than Wound
G0323	Care manage beh svs 20mins
G0396	Alcohol/Subs Misuse Intervention 15-30 Min
G0397	Alcohol/Subs Misuse Intervention 30 Min <
G0399	Home Sleep Test/Type 3 Porta
G0402	Welcome to Medicare visit

HCP/PCS/CPT Code	Description
G0403	Ekg For Initial Prevent Exam
G0404	Ekg Tracing For Initial Prev
G0405	Ekg Interpret & Report Prev
G0436	Smoke Tob Cessation Cnsl As Pt; Intrmed 3-10 Min
G0437	Smoking & Tob Cess Cnsl As Pt; Intensive >10 Min
G0438	Ppps, Initial Visit
G0439	Ppps, Subseq Visit
G0442	Annual Alcohol Screen 15 Min
G0443	Brief Alcohol Misuse Counsel
G0444	Depression Screen Annual 15 Min
G0445	High Intensity Behavioral Counseling Std 30 Min
G0447	Behavior counsel obesity 15m
G0463	Hospital Outpt Clinic Visit
G0466	FQHC Visit, New Pt
G0467	FQHC Visit, Established Pt
G0468	FQHC Preventive Visit
G0472	Hepatitis C Antibody Screening
G0473	Group behave couns 2-10
G0475	HIV Antigen/Antibody, Combination Assay, Screening
G0476	HPV Combo Assay Cancer Screen
G0499	Hepb screen high risk indiv
G0505	Cognition and functional assessment
G0506	Comprehensive Asses Care Plan Chronic Care Mgmt Services
G0511	Chronic Care Management Rural Health Clinic
G0512	Psych collab care rural health clinic or FQHC
G0513	Prolong Preventive Services, First 30 Min
G0514	Prolonged Preventive Service Addl 30 Min
G0537	Risk ascvd tst once pr 12 mo
G0538	Ascvd rsk mng clin stf pr mo
G0539	Initial care training 30 m
G0540	Train for caregiver add 15
G0541	No pt prsnt train initial 30
G0542	No pt prsnt train add 15
G0543	Group train w/o patient
G0546	Phone/internet ehr assess
G0547	Phone/internet svs 11-20m
G0548	Phone/inter svs 21-30 m
G0549	Phone/inter for treat>31m
G0550	Phone/inter for dx/treat >5m
G0551	Phn/intr svs fr dx treat 30m
G0556	Adv prim care mgmt lvl 31
G0557	Adv prim care mgmt lvl 2
G0558	Adv prim care mgmt lvl 3

HCP/CS/CPT Code	Description
G2010	Remote Evaluation Of Recorded Video/Images
G2011	Alcohol/sub misuse assess
G2012	Brief check in by md/qhp
G2058	Ccm add 20min
G2086	Off base opioid tx 70min
G2087	Off base opioid tx, 60 m
G2088	Off base opioid tx, add30
G2211	Longitudinal care code
G2214	Initial or subsequent psych collab care mgmt
G2250	Remot img sub by pt, non e/m
G2251	Brief chkin, 5-10, non-e/m
G2252	Brief chkin by md/qhp, 11-20
G3002	Chronic pain mgmt 30 mins
G3003	Chronic pain mgmt addl 15m
G8431	Pos clin depres scrn f/u doc
G8482	Influenza Immunization Administered Or Previously Received
G8510	Scr dep neg, no plan reqd
G8731	Pain Assessment Documented
G9903	Pt Screened For Tobacco Use And Identified As A Non-User
H0001	Alcohol and/or drug assessment
H0002	Behavioral Health Screening To Admit To Treatment Program
H0031	Mental Health Assess By Non-MD
H0049	Alcohol/Drug Screening
H0050	Alcohol/drug service 15 min
H1011	Family assessment
H2015	Comp comm supp svc, 15 min
H2027	Psychoed svc, per 15 min
M0201	Covid-19 vaccine home admin
Q0091	Obtaining Screen Pap Smear
S0610	Annual Gynecological Examine New Pt
S0612	Annual Gynecological Examin Established Pt
S0613	Annual Breast Exam
S0622	Phys Exam For College
S4981	Insertion Of Levonorgestrel-Releasing Intrauterine Sys
S9117	Back To School Visits
S9446	Pt Education Not Classified Group
T1015	Clinic Service All-Inclusive
T1016	Case management
T1027	Family training & counseling
Z1032	Initial Antepartum Office Visit
Z1034	Antepartum Follow-up Office Visit
Z1038	Postpartum Follow-up Office Visit
GPCM1	APCM for pt w up to one chronic condition

HCPCS/CPT Code	Description
GPCM2	APCM for pt with multiple chronic conditions
GPCM3	APCM for QMBs enrollees with multiple chronic conditions