APPLICATION FOR OSHPD SPECIAL SEISMIC CERTIFICATION PREAPPROVAL (OSP)

OFFICE USE ONLY

APPLICATION #: OSP-0575

OSHPD Special Seismic Certification Preapproval (OSP)

Type: ☐ New ☒ Renewal

Manufacturer Information

Manufacturer: ABB

Manufacturer's Technical Representative: Greg Semrow

Mailing Address: PO Box 372, Milwaukee, WI 53201-0372

Telephone: (262) 785-3200 Email: greg.a.semrow@us.abb.com

Product Information

Product Name: Industrial Control Panels

Product Type: Variable Frequency Drives and Starters

Product Model Number: ACS580, ACH580, ACQ580, ACS880

General Description: Variable Frequency Drives that can control an AC motor with either VFD or Bypass.

Mounting Description: Rigid Base Mounting (Floor Mounted Enclosed Units);, Rigid and Isolated Wall Mounting (Wall-Mounted Enclosed Units and Drive Subcomponents)

Tested Seismic Enhancements: None

REVIEWED FOR CODE COMPLIANCE
OSHPD
OSP-0575
Dr. Mohammad Madani
DATE: 08/19/2021
CALIFORNIA BUILDING CODE, 2019

Applicant Information

Applicant Company Name: The VMC Group

Contact Person: John Giuliano

Mailing Address: Main Street, Bloomingdale, NJ 07403

Telephone: (973) 838-1780 Email: john.giuliano@thevmcgroup.com

Title: President

California Licensed Structural Engineer Responsible for the Engineering and Test Report(s)

Company Name: THE VMC GROUP

Name: Kenneth Tarlow California License Number: S2851

Mailing Address: 980 9th Street, 16th Floor, Sacramento, CA 95814

Telephone: (832) 627-2214 Email: ken.tarlow@thevmcgroup.com

Certification Method

- [ ] GR-63-Core
- [x] ICC-ES AC156
- [ ] IEEE 344
- [ ] IEEE 693
- [ ] NEBS 3
- [ ] Other (Please Specify):

Testing Laboratory

Company Name: DYNAMIC CERTIFICATION LABORATORY (DCL)

Contact Person: Kelly Laplace

Mailing Address: 1315 Greg St., Ste 109, Sparks NV 89431

Telephone: (775) 358-5085 Email: kelly@shaketest.com

REVIEWED FOR CODE COMPLIANCE
OSHPD
OSP-0575
BY: Mohammad Alladin
DATE: 03/19/2021
CALIFORNIA BUILDING CODE, 2019

Seismic Parameters

Design Basis of Equipment or Components (F_p/W_p) = Wall [Rigid] 1.5 (z/h=1.0), 1.13 (z/h=0.0); [Isolated] 4.5 (z/h=1.0), 1.88 (z/h=0.0) Base [Rigid] 1.5 (z/h=1.0), 1.13 (z/h=0.0)

S_{DS} (Design spectral response acceleration at short period, g) = 2.0 (z/h=1.0) & 2.5 (z/h=0.0)

a_p (Amplification factor) = 2.5

R_p (Response modification factor) = 6.0 (Rigid); 2.0 (Isolated)

Ω_0 (System overstrength factor) = 2.0

I_p (Importance factor) = 1.5

z/h (Height ratio factor) = 1 and 0

Natural frequencies (Hz) = See Attachment

Overall dimensions and weight = See Attachment

REVIEWED FOR CODE COMPLIANCE
OSHPD
OSP-0575
BY: Mohammad Aliaari
DATE: 03/19/2021
CALIFORNIA BUILDING CODE, 2019

OSHPD Approval (For Office Use Only) **- Approval Expires on 12/31/2025**

Date: 3/19/2021

Name: Mohammad Aliaari Title: Senior Structural Engineer

Special Seismic Certification Valid Up to: S_{DS} (g) = See Above z/h = See Above

Condition of Approval (if applicable):

Table 1 - Certified Products - Panel Mounted Drives With Rigid/Isolated Wall Mounted Enclosure

System Voltage [V]	Model	Construction	ABB Model Number	Base Drive Frame Size	Enclosure Frame Size	Available Enclosure Types	Max Height [in]	Max Width [in]	Max Depth [in]	Thickness [mm]	Type 1 Max Cabinet Weight [lbs]	UUT
200-240	ACH580	Where x = C or D	ACH580-VxR-04A6-2	R1	V1	1	40.2	5.4	10.6	1.6	30	Extrapolated
			ACH580-VxR-06A6-2	R1	V1	1	40.2	5.4	10.6	1.6	30	Extrapolated
			ACH580-VxR-07A5-2	R1	V1	1	40.2	5.4	10.6	1.6	30	Extrapolated
			ACH580-VxR-10A6-2	R1	V1	1	40.2	5.4	10.6	1.6	30	Extrapolated
			ACH580-VxR-017A-2	R1	V1	1	40.2	5.4	10.6	1.6	30	Extrapolated
440-480	ACH580	Where x = C or D	ACH580-VxR-02A1-4	R1	V1	1	40.2	5.4	10.6	1.6	30	Extrapolated
			ACH580-VxR-03A0-4	R1	V1	1	40.2	5.4	10.6	1.6	30	Extrapolated
			ACH580-VxR-03A5-4	R1	V1	1	40.2	5.4	10.6	1.6	30	Extrapolated
			ACH580-VxR-04A8-4	R1	V1	1	40.2	5.4	10.6	1.6	30	Extrapolated
			ACH580-VxR-07A6-4	R1	V1	1	40.2	5.4	10.6	1.6	30	Extrapolated
			ACH580-VxR-012A-4	R1	V1	1	40.2	5.4	10.6	1.6	30	Extrapolated
			ACH580-VCR-012A-4	R1	V1	1	40.0	5.0	9.0	1.6	30	UUT-05
200-240	ACH580	Where x = C or D	ACH580-VxR-024A-2	R2	V2	1	44.1	5.4	10.8	1.6	50.8	Interpolated
440-480	ACH580	Where x = C or D	ACH580-VxR-014A-4	R2	V2	1	44.1	5.4	10.8	1.6	50.8	Interpolated
			ACH580-VxR-023A-4	R2	V2	1	44.1	5.4	10.8	1.6	50.8	Interpolated
575-600	ACH580	Where x = C or D	ACH580-VxR-02A7-6	R2	V2	1	44.1	5.4	10.8	1.6	50.8	Interpolated
			ACH580-VxR-03A9-6	R2	V2	1	44.1	5.4	10.8	1.6	50.8	Interpolated
			ACH580-VxR-06A1-6	R2	V2	1	44.1	5.4	10.8	1.6	50.8	Interpolated
			ACH580-VxR-09A0-6	R2	V2	1	44.1	5.4	10.8	1.6	50.8	Interpolated
			ACH580-VxR-011A-6	R2	V2	1	44.1	5.4	10.8	1.6	50.8	Interpolated
			ACH580-VxR-017A-6	R2	V2	1	44.1	5.4	10.8	1.6	50.8	Interpolated
200-240	ACH580	Where x = C or D	ACH580-VxR-031A-2	R2	V3	1	47.7	8.5	10.9	1.6	59.6	Interpolated
440-480	ACH580	Where x = C or D	ACH580-VxR-027A-4	R3	V3	1	47.7	8.5	10.9	1.6	59.6	Interpolated
			ACH580-VxR-034A-4	R3	V3	1	47.7	8.5	10.9	1.6	59.6	Interpolated
			ACH580-VxR-044A-4	R3	V3	1	47.7	8.5	10.9	1.6	59.6	Interpolated
575-600	ACH580	Where x = C or D	ACH580-VxR-022A-6	R3	V3	1	47.7	8.5	10.9	1.6	59.6	Interpolated
			ACH580-VxR-027A-6	R3	V3	1	47.7	8.5	10.9	1.6	59.6	Interpolated
			ACH580-VxR-032A-6	R3	V3	1	47.7	8.5	10.9	1.6	59.6	Interpolated
200-240	ACH580	Where x = C or D	ACH580-VxR-046A-2	R3	V4	1	56.82	8.5	12	1.6	86	Interpolated
			ACH580-VxR-059A-2	R3	V4	1	56.82	8.5	12	1.6	86	Interpolated
			ACH580-VxR-075A-2	R4	V4	1	56.82	8.5	12	1.6	86	Interpolated
440-480	ACH580	Where x = C or D	ACH580-VxR-052A-4	R4	V4	1	56.82	8.5	12	1.6	86	Interpolated
			ACH580-VxR-077A-4	R4	V4	1	56.82	8.5	12	1.6	86	Interpolated
			ACH580-VxR-065A-4	R4	V4	1	56.82	8.5	12	1.6	86	Interpolated
			ACH580-VCR-065A-4	R4	V4	1	56.0	8.0	10.0	1.6	86	UUT-06
575-600	For ACx580: x = S, H, or Q	For zxR: z = V, B, P, or 0 x = C, D, or P R may be omitted	ACx580-zxR-041A-6	R5	V5	1	56.82	8.5	13.3	1.8	116	Interpolated
			ACx580-zxR-052A-6	R5	V5	1	56.82	8.5	13.3	1.8	116	Interpolated
			ACx580-zxR-062A-6	R5	V5	1	56.82	8.5	13.3	1.8	116	Interpolated
			ACx580-zxR-077A-6	R5	V5	1	56.82	8.5	13.3	1.8	116	Interpolated
	ACH580	-	ACH580-VCR-077A-6	R5	V5	1	56.0	8.0	12.0	1.8	116	UUT-21

Notes:
1. ABB is the manufacturer for all units.
2. All units are wall mounted.
3. All units were tested in rigid and isolated mounting configurations to S_{DS}=2.0 at z/h=1.0, and S_{DS}=2.5 at z/h=0.0.

REVIEWED FOR CODE COMPLIANCE
OSHPD
OSP-0575
By: Mohammad Aliaa
DATE: 03/19/2021
CALIFORNIA BUILDING CODE 2019

Table 1 - Certified Products - Panel Mounted Drives With Rigid/Isolated Wall Mounted Enclosure (Cont.)

System Voltage [V]	Model	Construction	ABB Model Number	Base Drive Frame Size	Enclosure Frame Size	Available Enclosure Types	Max Height [in]	Max Width [in]	Max Depth [in]	Back Frame Material	Back Frame Material Thickness [mm]	Front Cover Material	Front Cover Material Thickness [mm]	Type 1, Type 12 Max Cabinet Weight [lbs]	UUT
200-240	For ACx580: x = S, H, or Q	For zxR: z = B, P, or 0 x = C, D, or P R may be omitted	ACx580-zxR-04A6-2	R1	P1	1, 12	26.5	6.5	12.4	Carbon Steel	1.6	Plastic	7.0	18.1	Extrapolated
			ACx580-zxR-06A6-2	R1	P1	1, 12	26.5	6.5	12.4	Carbon Steel	1.6	Plastic	7.0	18.1	Extrapolated
			ACx580-zxR-07A5-2	R1	P1	1, 12	26.5	6.5	12.4	Carbon Steel	1.6	Plastic	7.0	18.1	Extrapolated
			ACx580-zxR-10A6-2	R1	P1	1, 12	26.5	6.5	12.4	Carbon Steel	1.6	Plastic	7.0	18.1	Extrapolated
			ACx580-zxR-017A-2	R1	P1	1, 12	26.5	6.5	12.4	Carbon Steel	1.6	Plastic	7.0	18.1	Extrapolated
440-480	For ACx580: x = S, H, or Q	For zxR: z = B, P, or 0 x = C, D, or P R may be omitted	ACx580-zxR-02A1-4	R1	P1	1, 12	26.5	6.5	12.4	Carbon Steel	1.6	Plastic	7.0	18.1	Extrapolated
			ACx580-zxR-03A0-4	R1	P1	1, 12	26.5	6.5	12.4	Carbon Steel	1.6	Plastic	7.0	18.1	Extrapolated
			ACx580-zxR-03A5-4	R1	P1	1, 12	26.5	6.5	12.4	Carbon Steel	1.6	Plastic	7.0	18.1	Extrapolated
			ACx580-zxR-04A8-4	R1	P1	1, 12	26.5	6.5	12.4	Carbon Steel	1.6	Plastic	7.0	18.1	Extrapolated
			ACx580-zxR-07A6-4	R1	P1	1, 12	26.5	6.5	12.4	Carbon Steel	1.6	Plastic	7.0	18.1	Extrapolated
			ACx580-zxR-012A-4	R1	P1	1, 12	26.5	6.5	12.4	Carbon Steel	1.6	Plastic	7.0	18.1	Extrapolated
200-240	For ACx580: x = S, H, or Q	For zxR: z = B, P, or 0 x = C, D, or P R may be omitted	ACx580-zxR-024A-2	R2	P2	1, 12	30.22	6.5	12.7	Carbon Steel	1.6	Plastic	7.0	22	Extrapolated
			ACx580-zxR-031A-2	R2	P2	1, 12	30.22	6.5	12.7	Carbon Steel	1.6	Plastic	7.0	22	Extrapolated
440-480	For ACx580: x = S, H, or Q		ACx580-zxR-014A-4	R2	P2	1, 12	30.22	6.5	12.7	Carbon Steel	1.6	Plastic	7.0	22	Extrapolated
			ACx580-zxR-023A-4	R2	P2	1, 12	30.22	6.5	12.7	Carbon Steel	1.6	Plastic	7.0	22	Extrapolated
575-600	For ACx580: x = S, H, or Q	For zxR: z = B, P, or 0 x = C, D, or P R may be omitted	ACx580-zxR-02A7-6	R2	P2	1, 12	30.22	6.5	12.7	Carbon Steel	1.6	Plastic	7.0	22	Extrapolated
			ACx580-zxR-03A9-6	R2	P2	1, 12	30.22	6.5	12.7	Carbon Steel	1.6	Plastic	7.0	22	Extrapolated
			ACx580-zxR-06A1-6	R2	P2	1, 12	30.22	6.5	12.7	Carbon Steel	1.6	Plastic	7.0	22	Extrapolated
			ACx580-zxR-09A0-6	R2	P2	1, 12	30.22	6.5	12.7	Carbon Steel	1.6	Plastic	7.0	22	Extrapolated
			ACx580-zxR-011A-6	R2	P2	1, 12	30.22	6.5	12.7	Carbon Steel	1.6	Plastic	7.0	22	Extrapolated
			ACx580-zxR-017A-6	R2	P2	1, 12	30.22	6.5	12.7	Carbon Steel	1.6	Plastic	7.0	22	Extrapolated
200-240	For ACx580: x = S, H, or Q	For zxR: z = B, P, or 0 x = C, D, or P R may be omitted	ACx580-zxR-046A-2	R3	P3	1, 12	36.51	8.4	13.2	Carbon Steel	1.6	Plastic	10.2	39	Extrapolated
			ACx580-zxR-059A-2	R3	P3	1, 12	36.51	8.4	13.2	Carbon Steel	1.6	Plastic	10.2	39	Extrapolated
440-480	For ACx580: x = S, H, or Q	For zxR: z = B, P, or 0 x = C, D, or P R may be omitted	ACx580-zxR-027A-4	R3	P3	1, 12	36.51	8.4	13.2	Carbon Steel	1.6	Plastic	10.2	39	Extrapolated
			ACx580-zxR-034A-4	R3	P3	1, 12	36.51	8.4	13.2	Carbon Steel	1.6	Plastic	10.2	39	Extrapolated
			ACx580-zxR-044A-4	R3	P3	1, 12	36.51	8.4	13.2	Carbon Steel	1.6	Plastic	10.2	39	Extrapolated
			ACH580-PCR-044A-4	R3	P3	**1**, 12	34.0	8.0	12.0	Carbon Steel	1.6	Plastic	10.2	39	UUT-07
575-600	For ACx580: x = S, H, or Q	For zxR: z = B, P, or 0 x = C, D, or P R may be omitted	ACx580-zxR-022A-6	R3	P3	1, 12	36.51	8.4	13.2	Carbon Steel	1.6	Plastic	10.2	39	Interpolated
			ACx580-zxR-027A-6	R3	P3	1, 12	36.51	8.4	13.2	Carbon Steel	1.6	Plastic	10.2	39	Interpolated
			ACx580-zxR-032A-6	R3	P3	1, 12	36.51	8.4	13.2	Carbon Steel	1.6	Plastic	10.2	39	Interpolated
200-240	For ACx580: x = S, H, or Q	For zxR: z = B, P, or 0 x = C, D, or P R may be omitted	ACx580-zxR-075A-2	R4	P4	1, 12	42.6	8.4	14.3	Carbon Steel	1.6	Carbon Steel	2.0	60	Interpolated
440-480	For ACx580: x = S, H, or Q	For zxR: z = B, P, or 0 x = C, D, or P R may be omitted	ACx580-zxR-052A-4	R4	P4	1, 12	42.6	8.4	14.3	Carbon Steel	1.6	Carbon Steel	2.0	60	Interpolated
			ACx580-zxR-077A-4	R4	P4	1, 12	42.6	8.4	14.3	Carbon Steel	1.6	Carbon Steel	2.0	60	Interpolated
			ACx580-zxR-065A-4	R4	P4	1, 12	42.6	8.4	14.3	Carbon Steel	1.6	Carbon Steel	2.0	59	Interpolated
			ACH580-PCR-065A-4	R4	P4	1, **12**	39.0	8.0	13.0	Carbon Steel	1.6	Carbon Steel	2.0	59	UUT-08
575-600	For ACx580: x = S, H, or Q	For zxR: z = B, P, or 0 x = C, D, or P R may be omitted	ACH580-zxR-041A-6	R5	P5	1	56.82	8.5	13.3	Carbon Steel	1.8	NA	NA	116	Interpolated[4]
			ACH580-zxR-052A-6	R5	P5	1	56.82	8.5	13.3	Carbon Steel	1.8	NA	NA	116	Interpolated[4]
			ACH580-zxR-062A-6	R5	P5	1	56.82	8.5	13.3	Carbon Steel	1.8	NA	NA	116	Interpolated[4]
			ACH580-zxR-077A-6	R5	P5	1	56.82	8.5	13.3	Carbon Steel	1.8	NA	NA	116	Interpolated[4]

Notes:
1. ABB is the manufacturer for all units.
2. All units are wall mounted.
3. All units were tested in rigid and isolated mounting configurations to S_{DS}=2.0 at z/h=1.0, and S_{DS}=2.5 at z/h=0.0.
4. P5 units are depopulated versions of V5 units and are interpolated by testing of UUT-21

REVIEWED FOR CODE COMPLIANCE
OSHPD
OSP-0575
BY: Mohammad Akram
DATE: 03/19/2021
CALIFORNIA BUILDING CODE 2019

Table 1 - Certified Products - Panel Mounted Drives With Rigid/Isolated Wall Mounted Enclosure (Cont.)

System Voltage [V]	Model	Construction	ABB Model Number	Base Drive Frame Size	Enclosure Frame Size	Available Enclosure Types	Max Height [in]	Max Width [in]	Max Depth [in]	Thickness [mm]	Max Cabinet Weight [lbs]	UUT
208/240V	ACS880	For PxR: x = C or D	ACS880-PxR-087A-2	R5	PxB3R-3	3R	39.4	30	15.87	1.52	235	Extrapolated
			ACS880-PxR-115A-2	R5	PxB3R-3	3R	39.4	30	15.87	1.52	235	Extrapolated
208/240V	For ACx580: x = S, H, or Q	For PxR: x = C or D	ACx580-PxR-088A-2	R5	PxB3R-3	3R	39.4	30	15.87	1.52	235	Extrapolated
			ACx580-PxR-114A-2	R5	PxB3R-3	3R	39.4	30	15.87	1.52	235	Extrapolated
440-480V	For ACx580: x = S, H, or Q	For PxR: x = C or D	ACx580-PxR-096A-4	R5	PxB3R-3	3R	39.4	30	15.87	1.52	235	Extrapolated
208/240V	For ACx580: x = S, H, or Q	For BxR: x = C or D	ACx580-BxR-088A-2	R5	Bx3R-3	3R	39.4	30	15.87	1.52	235	Extrapolated
			ACx580-BxR-114A-2	R5	Bx3R-3	3R	39.4	30	15.87	1.52	235	Extrapolated
440-480V	For ACx580: x = S, H, or Q	For BxR: x = C or D	ACx580-BxR-096A-4	R5	Bx3R-3	3R	39.4	30	15.87	1.52	235	Extrapolated
440-480V	For ACx580: x = S, H, or Q	-	ACH580-BCR-096A-4	R5	BX1-4	1	62.0	19.5	19.0	1.52	243	UUT-16
208/240V	For ACx580: x = S, H, or Q	For BxR: x = C or D	ACx580-BxR-088A-2	R5	BX1-4	1	61.87	19.31	18.98	1.52	275	Interpolated
			ACx580-BxR-114A-2	R5	BX1-4	1	61.87	19.31	18.98	1.52	275	Interpolated
208/240V	ACS880	For PxR: x = C or D	ACS880-PxR-087A-2	R5	PXB1-4	1	61.87	19.31	18.98	1.52	335	Interpolated
			ACS880-PxR-115A-2	R5	PXB1-4	1	61.87	19.31	18.98	1.52	335	Interpolated
			ACS880-PxR-145A-2	R6	PXB1-4	1	61.87	19.31	18.98	1.52	335	Interpolated
			ACS880-PxR-170A-2	R7	PXB1-4	1	61.87	19.31	18.98	1.52	335	Interpolated
			ACS880-PxR-206A-2	R7	PXB1-4	1	61.87	19.31	18.98	1.52	335	Interpolated
208/240V	For ACx580: x = S, H, or Q	For PxR: x = C or D	ACx580-PxR-088A-2	R5	PXB1-4	1	61.87	19.31	18.98	1.52	335	Interpolated
			ACx580-PxR-114A-2	R5	PXB1-4	1	61.87	19.31	18.98	1.52	335	Interpolated
			ACx580-PxR-143A-2	R6	PXB1-4	1	61.87	19.31	18.98	1.52	335	Interpolated
			ACx580-PxR-169A-2	R7	PXB1-4	1	61.87	19.31	18.98	1.52	335	Interpolated
			ACx580-PxR-211A-2	R7	PXB1-4	1	61.87	19.31	18.98	1.52	335	Interpolated
440-480V	ACS880	For PxR: x = C or D	ACS880-PxR-096A-4	R6	PXB1-4	1	61.87	19.31	18.98	1.52	335	Interpolated
			ACS880-PxR-124A-4	R6	PXB1-4	1	61.87	19.31	18.98	1.52	335	Interpolated
			ACS880-PxR-156A-4	R7	PXB1-4	1	61.87	19.31	18.98	1.52	335	Interpolated
			ACS880-PxR-180A-4	R7	PXB1-4	1	61.87	19.31	18.98	1.52	335	Interpolated
440-480V	For ACx580: x = S, H, or Q	For PxR: x = C or D	ACx580-PxR-096A-4	R5	PXB1-4	1	61.87	19.31	18.98	1.52	335	Interpolated
			ACx580-PxR-124A-4	R6	PXB1-4	1	61.87	19.31	18.98	1.52	335	Interpolated
			ACx580-PxR-156A-4	R7	PXB1-4	1	61.87	19.31	18.98	1.52	335	Interpolated
			ACx580-PxR-180A-4	R7	PXB1-4	1	61.87	19.31	18.98	1.52	335	Interpolated
208/240V	For ACx580: x = S, H, or Q	For BxR: x = C or D	ACx580-BxR-088A-2	R5	BX12-4	12	48	36	21	1.52	432	Interpolated
			ACx580-BxR-114A-2	R5	BX12-4	12	48	36	21	1.52	432	Interpolated
			ACx580-BxR-143A-2	R6	BX12-4	12	48	36	21	1.52	432	Interpolated
			ACx580-BxR-169A-2	R7	BX12-4	12	48	36	21	1.52	432	Interpolated
440-480V	For ACx580: x = S, H, or Q	For BxR: x = C or D	ACx580-BxR-096A-4	R5	BX12-4	12	48	36	21	1.52	432	Interpolated
			ACx580-BxR-124A-4	R6	BX12-4	12	48	36	21	1.52	432	Interpolated
			ACx580-BxR-156A-4	R7	BX12-4	12	48	36	21	1.52	432	Interpolated
			ACx580-BxR-180A-4	R7	BX12-4	12	48	36	21	1.52	432	Interpolated

Notes:
1. ABB is the manufacturer for all units.
2. All units are wall mounted.
3. All units were tested in rigid and isolated mounting configurations to SDS=2.0 at z/h=1.0, and SDS=2.5 at z/h=0.0.
4. All Cabinets Carbon Steel. 3R Cabinets are Galvanized for weatherproofing

REVIEWED FOR CODE COMPLIANCE
OSHPD
OSP-0575
By Mohammad Aliaa
Date 03/19/2021
CALIFORNIA BUILDING CODE 2019

Table 1 - Certified Products - Panel Mounted Drives With Rigid/Isolated Wall Mounted Enclosure (Cont.)

System Voltage [V]	Model	Construction	ABB Model Number	Base Drive Frame Size	Enclosure Frame Size	Available Enclosure Types	Max Height [in]	Max Width [in]	Max Depth [in]	Thickness [mm]	Max Cabinet Weight [lbs]	UUT
208/240V	For ACx580: x = S, H, or Q	For BxR: x = C or D	ACx580-BxR-143A-2	R6	BX1-5	1	73.44	34.75	20.4	1.9	443	Interpolated
			ACx580-BxR-169A-2	R7	BX1-5	1	73.44	34.75	20.4	1.9	443	Interpolated
			ACx580-BxR-211A-2	R7	BX1-5	1	73.44	34.75	20.4	1.9	443	Interpolated
			ACx580-BxR-273A-2	R8	BX1-5	1	73.44	34.75	20.4	1.9	443	Interpolated
440-480V	For ACx580: x = S, H, or Q	For BxR: x = C or D	ACx580-BxR-124A-4	R6	BX1-5	1	73.44	34.75	20.4	1.9	443	Interpolated
			ACx580-BxR-156A-4	R7	BX1-5	1	73.44	34.75	20.4	1.9	443	Interpolated
			ACx580-BxR-180A-4	R7	BX1-5	1	73.44	34.75	20.4	1.9	443	Interpolated
208/240V	For ACx580: x = S, H, or Q	For BxR: x = C or D	ACx580-BxR-088A-2	R5	Bx3R-4	3R	51	36	20.37	1.52	443	Interpolated
			ACx580-BxR-114A-2	R5	Bx3R-4	3R	51	36	20.37	1.52	443	Interpolated
			ACx580-BxR-143A-2	R6	Bx3R-4	3R	51	36	20.37	1.52	443	Interpolated
			ACx580-BxR-169A-2	R7	Bx3R-4	3R	51	36	20.37	1.52	443	Interpolated
440-480V	For ACx580: x = S, H, or Q	For BxR: x = C or D	ACx580-BxR-096A-4	R5	Bx3R-4	3R	51	36	20.37	1.52	443	Interpolated
			ACx580-BxR-124A-4	R6	Bx3R-4	3R	51	36	20.37	1.52	443	Interpolated
			ACx580-BxR-156A-4	R7	Bx3R-4	3R	51	36	20.37	1.52	443	Interpolated
			ACx580-BxR-180A-4	R7	Bx3R-4	3R	51	36	20.37	1.52	443	Interpolated
208/240V	ACS880	For PxR: x = C or D	ACS880-PxR-087A-2	R5	PXB12-5	12	48	36	21	1.52	443	Interpolated
			ACS880-PxR-115A-2	R5	PXB12-5	12	48	36	21	1.52	443	Interpolated
			ACS880-PxR-145A-2	R6	PXB12-5	12	48	36	21	1.52	443	Interpolated
			ACS880-PxR-170A-2	R7	PXB12-5	12	48	36	21	1.52	443	Interpolated
			ACS880-PxR-206A-2	R7	PXB12-5	12	48	36	21	1.52	443	Interpolated
			ACS880-PxR-274A-2	R8	PXB12-5	12	48	36	21	1.52	443	Interpolated
208/240V	For ACx580: x = S, H, or Q	For PxR: x = C or D	ACx580-PxR-088A-2	R5	PXB12-5	12	48	36	21	1.52	443	Interpolated
			ACx580-PxR-114A-2	R5	PXB12-5	12	48	36	21	1.52	443	Interpolated
			ACx580-PxR-143A-2	R6	PXB12-5	12	48	36	21	1.52	443	Interpolated
			ACx580-PxR-169A-2	R7	PXB12-5	12	48	36	21	1.52	443	Interpolated
			ACx580-PxR-211A-2	R7	PXB12-5	12	48	36	21	1.52	443	Interpolated
			ACx580-PxR-273A-2	R8	PXB12-5	12	48	36	21	1.52	443	Interpolated
440-480V	ACS880	For PxR: x = C or D	ACS880-PxR-096A-4	R6	PXB12-5	12	48	36	21	1.52	443	Interpolated
			ACS880-PxR-124A-4	R6	PXB12-5	12	48	36	21	1.52	443	Interpolated
			ACS880-PxR-156A-4	R7	PXB12-5	12	48	36	21	1.52	443	Interpolated
			ACS880-PxR-180A-4	R7	PXB12-5	12	48	36	21	1.52	443	Interpolated
			ACS880-PxR-240A-4	R8	PXB12-5	12	48	36	21	1.52	443	Interpolated
440-480V	For ACx580: x = S, H, or Q	For PxR: x = C or D	ACx580-PxR-096A-4	R5	PXB12-5	12	48	36	21	1.52	443	Interpolated
			ACx580-PxR-124A-4	R6	PXB12-5	12	48	36	21	1.52	443	Interpolated
			ACx580-PxR-156A-4	R7	PXB12-5	12	48	36	21	1.52	443	Interpolated
			ACx580-PxR-180A-4	R7	PXB12-5	12	48	36	21	1.52	443	Interpolated
			ACx580-PxR-240A-4	R8	PXB12-5	12	48	36	21	1.52	443	Interpolated
208/240V	ACS880	For PxR: x = C or D	ACS880-PxR-145A-2	R6	PxB3R-4	3R	51	36	20.37	1.52	443	Interpolated
			ACS880-PxR-170A-2	R7	PxB3R-4	3R	51	36	20.37	1.52	443	Interpolated
			ACS880-PxR-206A-2	R7	PxB3R-4	3R	51	36	20.37	1.52	443	Interpolated
			ACS880-PxR-274A-2	R8	PxB3R-4	3R	51	36	20.37	1.52	443	Interpolated
208/240V	For ACx580: x = S, H, or Q	For PxR: x = C or D	ACx580-PxR-143A-2	R6	PxB3R-4	3R	51	36	20.37	1.52	443	Interpolated
			ACx580-PxR-169A-2	R7	PxB3R-4	3R	51	36	20.37	1.52	443	Interpolated
			ACx580-PxR-211A-2	R7	PxB3R-4	3R	51	36	20.37	1.52	443	Interpolated
			ACx580-PxR-273A-2	R8	PxB3R-4	3R	51	36	20.37	1.52	443	Interpolated

Notes:
1. ABB is the manufacturer for all units.
2. All units are wall mounted.
3. All units were tested in rigid and isolated mounting configurations to SDS=2.0 at z/h=1.0, and SDS=2.5 at z/h=0.0.
4. All Cabinets Carbon Steel. 3R Cabinets are Galvanized for weatherproofing

REVIEWED FOR CODE COMPLIANCE
OSHPD
OSP-0575
BY: Mohammad Aliaa
DATE: 03/19/2021
CALIFORNIA BUILDING CODE 2019

Table 1 - Certified Products - Panel Mounted Drives With Rigid/Isolated Wall Mounted Enclosure (Cont.)

System Voltage [V]	Model	Construction	ABB Model Number	Base Drive Frame Size	Enclosure Frame Size	Available Enclosure Types	Max Height [in]	Max Width [in]	Max Depth [in]	Thickness [mm]	Max Cabinet Weight [lbs]	UUT
440-480V	ACS880	For PxR: x = C or D	ACS880-PxR-096A-4	R6	PxB3R-4	3R	51	36	20.37	1.52	443	Interpolated
			ACS880-PxR-124A-4	R6	PxB3R-4	3R	51	36	20.37	1.52	443	Interpolated
			ACS880-PxR-156A-4	R7	PxB3R-4	3R	51	36	20.37	1.52	443	Interpolated
			ACS880-PxR-180A-4	R7	PxB3R-4	3R	51	36	20.37	1.52	443	Interpolated
			ACS880-PxR-240A-4	R8	PxB3R-4	3R	51	36	20.37	1.52	443	Interpolated
			ACS880-PxR-260A-4	R8	PxB3R-4	3R	51	36	20.37	1.52	443	Interpolated
440-480V	For ACx580: x = S, H, or Q	For PxR: x = C or D	ACx580-PxR-124A-4	R6	PxB3R-4	3R	51	36	20.37	1.52	443	Interpolated
			ACx580-PxR-156A-4	R7	PxB3R-4	3R	51	36	20.37	1.52	443	Interpolated
			ACx580-PxR-180A-4	R7	PxB3R-4	3R	51	36	20.37	1.52	443	Interpolated
			ACx580-PxR-240A-4	R8	PxB3R-4	3R	51	36	20.37	1.52	443	Interpolated
208/240V	ACS880	For PxR: x = C or D	ACS880-PxR-274A-2	R8	PXB1-5	1	62.5	35	20.5	1.9	443	Interpolated
208/240V	For ACx580: x = S, H, or Q	-	ACH580-PCR-273A-2	R8	PXB1-5	1	62.5	35	20.5	1.9	443	UUT-18
440-480V	ACS880	For PxR: x = C or D	ACS880-PxR-240A-4	R8	PXB1-5	1	62.5	35	20.5	1.9	443	Interpolated
			ACS880-PxR-260A-4	R8	PXB1-5	1	62.5	35	20.5	1.9	443	Interpolated
440-480V	For ACx580: x = S, H, or Q	For PxR: x = C or D	ACx580-PxR-240A-4	R8	PXB1-5	1	62.5	35	20.5	1.9	443	Interpolated

Notes:
1. ABB is the manufacturer for all units.
2. All units are wall mounted.
3. All units were tested in rigid and isolated mounting configurations to SDS=2.0 at z/h=1.0, and SDS=2.5 at z/h=0.0.
4. All Cabinets Carbon Steel. 3R Cabinets are Galvanized for weatherproofing

REVIEWED FOR CODE COMPLIANCE
OSHPD
OSP-0575
BY: Mohammad Alidari
DATE: 03/19/2021
CALIFORNIA BUILDING CODE, 2019

Table 1 - Certified Products - Panel Mounted Drives With Rigid/Isolated Wall Mounted Enclosure (Cont.)

System Voltage [V]	Model	Construction	ABB Model Number	Base Drive Frame Size	Enclosure Frame Size	Available Enclosure Types	Type 1, Type 12 Max Height [in]	Type 1, Type 12 Max Width [in]	Type 1, Type 12 Max Depth [in]	Type 1 and Type 12 Thickness [mm]	Type 1, Type 12 Max Cabinet Weight [lbs]	Type 3R Max Height [in]	Type 3R Max Width [in]	Type 3R Max Depth [in]	Type 3R[4] Thickness [mm]	Type 3R Max Cabinet Weight[4] [lbs]	UUT
200-240	For ACx580: x = S, H, or Q	For zxR: z = B, P, or 0 x = C, D, or P R may be omitted	ACx580-zxR-04A6-2	R1	B1	1, 12, 3R	33.2	17.7	13.9	1.9	84	33.4	17.7	14	1.9	134	Extrapolated
			ACx580-zxR-06A6-2	R1	B1	1, 12, 3R	33.2	17.7	13.9	1.9	84	33.4	17.7	14	1.9	134	Extrapolated
			ACx580-zxR-07A5-2	R1	B1	1, 12, 3R	33.2	17.7	13.9	1.9	84	33.4	17.7	14	1.9	134	Extrapolated
			ACx580-zxR-10A6-2	R1	B1	1, 12, 3R	33.2	17.7	13.9	1.9	84	33.4	17.7	14	1.9	134	Extrapolated
			ACx580-zxR-017A-2	R1	B1	1, 12, 3R	33.2	17.7	13.9	1.9	84	33.4	17.7	14	1.9	134	Extrapolated
			ACx580-zxR-024A-2	R2	B1	1, 12, 3R	33.2	17.7	13.9	1.9	84	33.4	17.7	14	1.9	134	Extrapolated
440-480	For ACx580: x = S, H, or Q	For zxR: z = B, P, or 0 x = C, D, or P R may be omitted	ACx580-zxR-02A1-4	R1	B1	1, 12, 3R	33.2	17.7	13.9	1.9	84	33.4	17.7	14	1.9	134	Extrapolated
			ACx580-zxR-03A0-4	R1	B1	1, 12, 3R	33.2	17.7	13.9	1.9	84	33.4	17.7	14	1.9	134	Extrapolated
			ACx580-zxR-03A5-4	R1	B1	1, 12, 3R	33.2	17.7	13.9	1.9	84	33.4	17.7	14	1.9	134	Extrapolated
			ACx580-zxR-04A8-4	R1	B1	1, 12, 3R	33.2	17.7	13.9	1.9	84	33.4	17.7	14	1.9	134	Extrapolated
			ACx580-zxR-07A6-4	R1	B1	1, 12, 3R	33.2	17.7	13.9	1.9	84	33.4	17.7	14	1.9	134	Extrapolated
			ACx580-zxR-012A-4	R1	B1	1, 12, 3R	33.2	17.7	13.9	1.9	84	33.4	17.7	14	1.9	134	Extrapolated
			ACx580-zxR-014A-4	R2	B1	1, 12, 3R	33.2	17.7	13.9	1.9	84	33.4	17.7	14	1.9	134	Extrapolated
			ACx580-zxR-023A-4	R2	B1	1, 12, 3R	33.2	17.7	13.9	1.9	84	33.4	17.7	14	1.9	134	Extrapolated
			ACH580-BCR-023A-4	R2	B1	**1**, 12, 3R	33.0	17.0	12.0	1.9	84.0	-	-	-	-	-	UUT-09
575-600	For ACx580: x = S, H, or Q	For zxR: z = B, P, or 0 x = C, D, or P R may be omitted	ACx580-zxR-02A7-6	R2	B1	1, 12, 3R	33.2	17.7	13.9	1.9	84	33.4	17.7	14	1.9	134	Interpolated
			ACx580-zxR-03A9-6	R2	B1	1, 12, 3R	33.2	17.7	13.9	1.9	84	33.4	17.7	14	1.9	134	Interpolated
			ACx580-zxR-06A1-6	R2	B1	1, 12, 3R	33.2	17.7	13.9	1.9	84	33.4	17.7	14	1.9	134	Interpolated
			ACx580-zxR-09A0-6	R2	B1	1, 12, 3R	33.2	17.7	13.9	1.9	84	33.4	17.7	14	1.9	134	Interpolated
			ACx580-zxR-011A-6	R2	B1	1, 12, 3R	33.2	17.7	13.9	1.9	84	33.4	17.7	14	1.9	134	Interpolated
			ACx580-zxR-017A-6	R2	B1	1, 12, 3R	33.2	17.7	13.9	1.9	84	33.4	17.7	14	1.9	134	Interpolated
200-240	For ACx580: x = S, H, or Q		ACx580-zxR-031A-2	R2	B2	1, 12, 3R	40.6	20.7	15.3	1.9	139	40.7	20.7	15.4	1.9	193	Interpolated
			ACx580-zxR-046A-2	R3	B2	1, 12, 3R	40.6	20.7	15.3	1.9	139	40.7	20.7	15.4	1.9	193	Interpolated
			ACx580-zxR-059A-2	R3	B2	1, 12, 3R	40.6	20.7	15.3	1.9	139	40.7	20.7	15.4	1.9	193	Interpolated
			ACx580-zxR-075A-2	R4	B2	1, 12, 3R	40.6	20.7	15.3	1.9	139	40.7	20.7	15.4	1.9	193	Interpolated
440-480	For ACx580: x = S, H, or Q	For zxR: z = B, P, or 0 x = C, D, or P R may be omitted	ACx580-zxR-027A-4	R3	B2	1, 12, 3R	40.6	20.7	15.3	1.9	139	40.7	20.7	15.4	1.9	193	Interpolated
			ACx580-zxR-034A-4	R3	B2	1, 12, 3R	40.6	20.7	15.3	1.9	139	40.7	20.7	15.4	1.9	193	Interpolated
			ACx580-zxR-044A-4	R3	B2	1, 12, 3R	40.6	20.7	15.3	1.9	139	40.7	20.7	15.4	1.9	193	Interpolated
			ACx580-zxR-052A-4	R4	B2	1, 12, 3R	40.6	20.7	15.3	1.9	139	40.7	20.7	15.4	1.9	193	Interpolated
			ACx580-zxR-065A-4	R4	B2	1, 12, 3R	40.6	20.7	15.3	1.9	139	40.7	20.7	15.4	1.9	193	Interpolated
			ACH580-BCR-065A-4	R4	B2	1, 12, **3R**	-	-	-	-	-	41.0	21.0	15.0	1.9	190	UUT-10
			ACx580-zxR-077A-4	R4	B2	1, 12, 3R	40.6	20.7	15.3	1.9	139	40.7	20.7	15.4	1.9	193	Interpolated
575-600			ACx580-zxR-022A-6	R3	B2	1, 12, 3R	40.6	20.7	15.3	1.9	139	40.7	20.7	15.4	1.9	193	Interpolated
			ACx580-zxR-027A-6	R3	B2	1, 12, 3R	40.6	20.7	15.3	1.9	139	40.7	20.7	15.4	1.9	193	Interpolated
			ACx580-zxR-032A-6	R3	B2	1, 12, 3R	40.6	20.7	15.3	1.9	139	40.7	20.7	15.4	1.9	193	Interpolated

Notes:
1. ABB is the manufacturer for all units.
2. All units are wall mounted.
3. All units were tested in rigid and isolated mounting configurations to SDS=2.0 at z/h=1.0, and SDS=2.5 at z/h=0.0.
4. All Cabinets Carbon Steel. 3R Cabinets are Galvanized for weatherproofing

REPORT OSP-0575 PER CODE COMPLIANCE
DATE: 03/19/2021
CALIFORNIA BUILDING CODE 2019

Table 1 - Certified Products - Panel Mounted Drives With Rigid/Isolated Wall Mounted Enclosure (Cont.)

System Voltage [V]	Model	Construction	ABB Model Number	Base Drive Frame Size	Enclosure Frame Size	Available Enclosure Types	Type 1, Type 12 Max Height [in]	Type 1, Type 12 Max Width [in]	Type 1, Type 12 Max Depth [in]	Type 1 and Type 12 Thickness [mm]	Type 1, Type 12 Max Cabinet Weight [lbs]	Type 3R Max Height [in]	Type 3R Max Width [in]	Type 3R Max Depth [in]	Type 3R[4] Thickness [mm]	Type 3R Max Cabinet Weight[4] [lbs]	UUT
200-240	For ACx580: x = S, H, or Q	For zxR: z = B, P, or 0 x = C, D, or P R may be omitted	ACx580-zxR-088A-2	R5	B3	1, 12	54.2	28.3	19.1	2.7	358	N/A	N/A	N/A	N/A	N/A	Interpolated
			ACx580-zxR-114A-2	R5	B3	1, 12	54.2	28.3	19.1	2.7	358	N/A	N/A	N/A	N/A	N/A	Interpolated
			ACx580-zxR-143A-2	R6	B3	1, 12	54.2	28.3	19.1	2.7	358	N/A	N/A	N/A	N/A	N/A	Interpolated
			ACx580-zxR-169A-2	R7	B3	1, 12	54.2	28.3	19.1	2.7	358	N/A	N/A	N/A	N/A	N/A	Interpolated
			ACx580-zxR-211A-2	R7	B3	1, 12	54.2	28.3	19.1	2.7	358	N/A	N/A	N/A	N/A	N/A	Interpolated
			ACx580-zxR-248A-2	R8	B3	1, 12	54.2	28.3	19.1	2.7	358	N/A	N/A	N/A	N/A	N/A	Interpolated
			ACx580-zxR-273A-2	R8	B3	1, 12	54.2	28.3	19.1	2.7	358	N/A	N/A	N/A	N/A	N/A	Interpolated
575-600	For ACx580: x = S, H, or Q	For zxR: z = B, P, or 0 x = C, D, or P R may be omitted	ACx580-zxR-041A-6	R5	B3	1, 12	54.2	28.3	19.1	2.7	358	N/A	N/A	N/A	N/A	N/A	Interpolated
			ACx580-zxR-052A-6	R5	B3	1, 12	54.2	28.3	19.1	2.7	358	N/A	N/A	N/A	N/A	N/A	Interpolated
			ACx580-zxR-062A-6	R5	B3	1, 12	54.2	28.3	19.1	2.7	358	N/A	N/A	N/A	N/A	N/A	Interpolated
			ACx580-zxR-077A-6	R5	B3	1, 12	54.2	28.3	19.1	2.7	358	N/A	N/A	N/A	N/A	N/A	Interpolated
			ACx580-zxR-099A-6	R7	B3	1, 12	54.2	28.3	19.1	2.7	358	N/A	N/A	N/A	N/A	N/A	Interpolated
			ACx580-zxR-125A-6	R7	B3	1, 12	54.2	28.3	19.1	2.7	358	N/A	N/A	N/A	N/A	N/A	Interpolated
			ACx580-zxR-144A-6	R8	B3	1, 12	54.2	28.3	19.1	2.7	358	N/A	N/A	N/A	N/A	N/A	Interpolated
440-480	For ACx580: x = S, H, or Q	For zxR: z = B, P, or 0 x = C, D, or P R may be omitted	ACx580-zxR-096A-4	R5	B3	1, 12	54.2	28.3	19.1	2.7	358	N/A	N/A	N/A	N/A	N/A	Interpolated
			ACx580-zxR-124A-4	R6	B3	1, 12	54.2	28.3	19.1	2.7	358	N/A	N/A	N/A	N/A	N/A	Interpolated
			ACx580-zxR-156A-4	R7	B3	1, 12	54.2	28.3	19.1	2.7	358	N/A	N/A	N/A	N/A	N/A	Interpolated
			ACx580-zxR-180A-4	R7	B3	1, 12	54.2	28.3	19.1	2.7	358	N/A	N/A	N/A	N/A	N/A	Interpolated
			ACx580-zxR-240A-4	R8	B3	1, 12	54.2	28.3	19.1	2.7	358	N/A	N/A	N/A	N/A	N/A	Interpolated
			ACH580-BCR-240A-4	R8	B3	1, 12	47.0	28.0	18.0	2.7	358	-	-	-	-	-	UUT-11

Notes:
1. ABB is the manufacturer for all units.
2. All units are wall mounted.
3. All units were tested in rigid and isolated mounting configurations to SDS=2.0 at z/h=1.0, and SDS=2.5 at z/h=0.0.
4. All Cabinets Carbon Steel. 3R Cabinets are Galvanized for weatherproofing

REVIEWED FOR CODE COMPLIANCE
OSHPD
OSP-0575
BY: Muhammad Ansari
DATE: 03/19/2021
CALIFORNIA BUILDING CODE, 2019

Table 2 - Certified Products - Panel Mounted Drives With Rigid Floor Mounted Enclosure

System Voltage [V]	Model	Construction	ABB Model Number	Base Drive Frame Size	Enclosure Frame Size	Available Enclosure Types	Max Height [in]	Max Width [in]	Max Depth [in]	Thickness [mm]	Max Cabinet Weight [lbs]	UUT
208/240V	For ACx580: x = S, H, or Q	For BxR: x = C or D	ACx580-BxR-143A-2	R6	BX1-5	1	73.44	34.75	20.4	1.9	465	Extrapolated
			ACx580-BxR-169A-2	R7	BX1-5	1	73.44	34.75	20.4	1.9	465	Extrapolated
			ACx580-BxR-211A-2	R7	BX1-5	1	73.44	34.75	20.4	1.9	465	Extrapolated
			ACx580-BxR-273A-2	R8	BX1-5	1	73.44	34.75	20.4	1.9	465	Extrapolated
440-480V	For ACx580: x = S, H, or Q	For BxR: x = C or D	ACx580-BxR-124A-4	R6	BX1-5	1	73.44	34.75	20.4	1.9	465	Extrapolated
			ACx580-BxR-156A-4	R7	BX1-5	1	73.44	34.75	20.4	1.9	465	Extrapolated
			ACx580-BxR-180A-4	R7	BX1-5	1	73.44	34.75	20.4	1.9	465	Extrapolated
208/240V	For ACx580: x = S, H, or Q	For PxR: x = C or D	ACx580-PxR-273A-2	R8	PXB1-5	1	73.4	34.75	20.4	1.9	515	Extrapolated
208/240V	ACS880	For PxR: x = C or D	ACS880-PxR-274A-2	R8	PXB1-5	1	73.4	34.75	20.4	1.9	515	Extrapolated
440-480V	For ACx580: x = S, H, or Q	For PxR: x = C or D	ACx580-PxR-240A-4	R8	PXB1-5	1	73.4	34.75	20.4	1.9	515	Extrapolated
440-480V	ACS880	For PxR: x = C or D	ACS880-PxR-240A-4	R8	PXB1-5	1	73.4	34.75	20.4	1.9	515	Extrapolated
			ACS880-PxR-260A-4	R8	PXB1-5	1	73.4	34.75	20.4	1.9	515	Extrapolated
208/240V	For ACx580: x = S, H, or Q	For BxR: x = C or D	ACx580-BxR-211A-2	R7	BX12-5	12	72	36	20.9	1.52	677	Extrapolated
			ACx580-BxR-273A-2	R8	BX12-5	12	72	36	20.9	1.52	677	Extrapolated
440-480V	ACH580	-	ACH580-BCR-240A-4	R8	BX1-6	1	78.0	32.0	25.0	1.52	720	UUT-17
208/240V	For ACx580: x = S, H, or Q	For BxR: x = C or D	ACx580-BxR-211A-2	R7	BX1-6	1	78	32	27.3	1.52	728	Interpolated
			ACx580-BxR-273A-2	R8	BX1-6	1	78	32	27.3	1.52	728	Interpolated
440-480V	For ACx580: x = S, H, or Q	For BxR: x = C or D	ACx580-BxR-240A-4	R8	BX1-6	1	78	32	27.3	1.52	728	Interpolated
208/240V	For ACx580: x = S, H, or Q	For BxR: x = C or D	ACx580-BxR-211A-2	R7	BX12-6	12	78	32	27.3	1.52	728	Interpolated
			ACx580-BxR-273A-2	R8	BX12-6	12	78	32	27.3	1.52	728	Interpolated
440-480V	For ACx580: x = S, H, or Q	For BxR: x = C or D	ACx580-BxR-240A-4	R8	BX12-6	12	78	32	27.3	1.52	728	Interpolated
440-480V	For ACx580: x = S, H, or Q	For PxR: x = C or D	ACx580-PxR-302A-4	R9	PXB12-6	12	78	32	27.3	1.52	765	Interpolated
			ACx580-PxR-361A-4	R9	PXB12-6	12	78	32	27.3	1.52	765	Interpolated
			ACx580-PxR-414A-4	R9	PXB12-6	12	78	32	27.3	1.52	765	Interpolated
440-480V	ACS880	For PxR: x = C or D	ACS880-PxR-302A-4	R9	PXB12-6	12	78	32	27.3	1.52	765	Interpolated
			ACS880-PxR-361A-4	R9	PXB12-6	12	78	32	27.3	1.52	765	Interpolated
			ACS880-PxR-414A-4	R9	PXB12-6	12	78	32	27.3	1.52	765	Interpolated
440-480V	For ACx580: x = S, H, or Q	For PxR: x = C or D	ACx580-PxR-302A-4	R9	PXB1-6	1	78	32	27.3	1.52	765	Interpolated
			ACx580-PxR-361A-4	R9	PXB1-6	1	78	32	27.3	1.52	765	Interpolated
			ACx580-PxR-414A-4	R9	PXB1-6	1	78	32	27.3	1.52	765	Interpolated
440-480V	ACS880	For PxR: x = C or D	ACS880-PxR-302A-4	R9	PXB1-6	1	78	32	27.3	1.52	765	Interpolated
			ACS880-PxR-361A-4	R9	PXB1-6	1	78	32	27.3	1.52	765	Interpolated
			ACS880-PxR-414A-4	R9	PXB1-6	1	78	32	27.3	1.52	765	Interpolated
440-480V	For ACx580: x = S, H, or Q	For BxR: x = C or D	ACx580-BxR-211A-2	R7	Bx3R-5	3R	78	44	31.25	1.52	768	Interpolated
			ACx580-BxR-273A-2	R8	Bx3R-5	3R	78	44	31.25	1.52	768	Interpolated
			ACx580-BxR-240A-4	R8	Bx3R-5	3R	78	44	31.25	1.52	768	Interpolated
440-480V	ACS880	For PxR: x = C or D	ACS880-PxR-302A-4	R9	PxB3R-5	3R	78	44	31.25	1.52	815	Interpolated
			ACS880-PxR-361A-4	R9	PxB3R-5	3R	78	44	31.25	1.52	815	Interpolated
			ACS880-PxR-414A-4	R9	PxB3R-5	3R	78	44	31.25	1.52	815	Interpolated
440-480V	For ACx580: x = S, H, or Q	For PxR: x = C or D	ACx580-PxR-302A-4	R9	PxB3R-5	3R	78	44	31.25	1.52	815	Interpolated
			ACx580-PxR-361A-4	R9	PxB3R-5	3R	78	44	31.25	1.52	815	Interpolated
			ACx580-PxR-414A-4	R9	PxB3R-5	3R	78	44	31.25	1.52	815	Interpolated
440-480V	ACH580	-	ACH580-PCR-414A-4	R9	PxB3R-5	3R	78	44.3	32	1.52	720	UUT-19

Notes:
1. ABB is the manufacturer for all units.
2. All units are certified for rigid floor mounting only.
3. All units were tested in rigid floor mounting configuration to SDS=2.0 at z/h=1.0, and SDS=2.5 at z/h=0.0.
4. All Cabinets Carbon Steel. 3R Cabinets are Galvanized for weatherproofing

REVIEWED FOR CODE COMPLIANCE
OSHPD
OSP-0575
BY: Mohammad Aliaari
DATE: 03/19/2021
CALIFORNIA BUILDING CODE

Table 2 - Certified Products - Panel Mounted Drives With Rigid Floor Mounted Enclosure

System Voltage [V]	Model	Construction	ABB Model Number	Base Drive Frame Size	Enclosure Frame Size	Available Enclosure Types	Max Height [in]	Max Width [in]	Max Depth [in]	Thickness [mm]	Max Cabinet Weight [lbs]	UUT
440-480V	For ACx580: x = S, H, or Q	For BxR: x = C or D	ACx580-BxR-302A-4	R9	BX12-7	12	84	48	27.3	2.75	1170	Interpolated
			ACx580-BxR-361A-4	R9	BX12-7	12	84	48	27.3	2.75	1170	Interpolated
			ACx580-BxR-414A-4	R9	BX12-7	12	84	48	27.3	2.75	1170	Interpolated
440-480V	For ACx580: x = S, H, or Q	For BxR: x = C or D	ACx580-BxR-302A-4	R9	BX1-7	1	84	48	27.3	2.75	1170	Interpolated
			ACx580-BxR-361A-4	R9	BX1-7	1	84	48	27.3	2.75	1170	Interpolated
			ACx580-BxR-414A-4	R9	BX1-7	1	84	48	27.3	2.75	1170	Interpolated
440-480V	For ACx580: x = S, H, or Q	For BxR: x = C or D	ACx580-BxR-302A-4	R9	Bx3R-6	3R	84	60	31.25	2.75	1170	Interpolated
			ACx580-BxR-361A-4	R9	Bx3R-6	3R	84	60	31.25	2.75	1170	Interpolated
440-480V	ACH580	For BxR: x = C or D	ACH580-BCR-414A-4	R9	Bx3R-6	3R	84	55	28.5	2.75	1170	UUT-20

Notes:
1. ABB is the manufacturer for all units.
2. All units are certified for rigid floor mounting only.
3. All units were tested in rigid floor mounting configuration to SDS=2.0 at z/h=1.0, and SDS=2.5 at z/h=0.0.
4. All Cabinets Carbon Steel. 3R Cabinets are Galvanized for weatherproofing

REVIEWED FOR CODE COMPLIANCE
OSHPD
OSP-0575
BY: Mohammad Aliaari
DATE: 03/19/2021
CALIFORNIA BUILDING CODE, 2019

Table 3 - Certified Subcomponents - Drives - 580-01 & 880-01 - Rigid/Isolated Wall Mounted

System Voltage [V]	Model[5]	ABB Model Number	Ratings						Frame Size	Available Enclosure Types	Type 1		Type 12		UUT
			Normal Duty		Light Duty		Heavy Duty				Max Dimensions H x W x D [in]	Max Drv. Wt. [lbs]	Max Dimensions H x W x D [in]	Max Drv. Wt. [lbs]	
			Current [A]	kW / HP	Current [A]	kW / HP	Current [A]	kW / HP							
200-240	For ACx580: x = S, H, or Q (IEC)	ACx580-01-04A7-2	4.7	0.75 kW	4.6	0.75 kW	3.5	0.75 kW	R1	IP 20, 21, 55	14.69 x 4.92 x 8.78	10.2	17.78 x 5.04 x 9.17	10.6	Extrapolated
		ACx580-01-06A7-2	6.7	1.10 kW	6.6	1.10 kW	4.6	0.75 kW	R1	IP 20, 21, 55	14.69 x 4.92 x 8.78	10.2	17.78 x 5.04 x 9.17	10.6	Extrapolated
		ACx580-01-07A6-2	7.6	1.50 kW	7.5	1.50 kW	6.6	1.10 kW	R1	IP 20, 21, 55	14.69 x 4.92 x 8.78	10.2	17.78 x 5.04 x 9.17	10.6	Extrapolated
		ACx580-01-012A-2	12.0	2.20 kW	11.8	2.20 kW	7.5	1.50 kW	R1	IP 20, 21, 55	14.69 x 4.92 x 8.78	10.2	17.78 x 5.04 x 9.17	10.6	Extrapolated
		ACx580-01-018A-2	16.9	4.00 kW	16.7	4.00 kW	10.6	2.20 kW	R1	IP 20, 21, 55	14.69 x 4.92 x 8.78	10.2	17.78 x 5.04 x 9.17	10.6	Extrapolated
380-480		ACx580-01-02A7-4	2.6	0.75 kW	2.5	0.75 kW	1.8	0.55 kW	R1	IP 20, 21, 55	14.69 x 4.92 x 8.78	10.2	17.78 x 5.04 x 9.17	10.6	Extrapolated
		ACx580-01-03A4-4	3.3	1.10 kW	3.1	1.10 kW	2.6	0.75 kW	R1	IP 20, 21, 55	14.69 x 4.92 x 8.78	10.2	17.78 x 5.04 x 9.17	10.6	Extrapolated
		ACx580-01-04A1-4	4	1.50 kW	3.8	1.50 kW	3.3	1.10 kW	R1	IP 20, 21, 55	14.69 x 4.92 x 8.78	10.2	17.78 x 5.04 x 9.17	10.6	Extrapolated
		ACx580-01-05A7-4	5.6	2.20 kW	5.3	2.20 kW	4	1.50 kW	R1	IP 20, 21, 55	14.69 x 4.92 x 8.78	10.2	17.78 x 5.04 x 9.17	10.6	Extrapolated
		ACx580-01-07A3-4	7.2	3.00 kW	6.8	3.00 kW	5.6	2.20 kW	R1	IP 20, 21, 55	14.69 x 4.92 x 8.78	10.2	17.78 x 5.04 x 9.17	10.6	Extrapolated
		ACx580-01-09A5-4	9.4	4.00 kW	8.9	4.00 kW	7.2	3.00 kW	R1	IP 20, 21, 55	14.69 x 4.92 x 8.78	10.2	17.78 x 5.04 x 9.17	10.6	Extrapolated
		ACx580-01-12A7-4	12.6	5.50 kW	12	5.50 kW	9.4	4.00 kW	R1	IP 20, 21, 55	14.69 x 4.92 x 8.78	10.2	17.78 x 5.04 x 9.17	10.6	Extrapolated
200-240	For Axx580: xx = CS, CH, CQ, or YK (NEC)	Axx580-01-04A6-2	4.6	1.00 HP	4.6	1.00 HP	3.5	0.80 HP	R1	UL Open, 1, 12	14.69 x 4.92 x 8.78	10.2	17.78 x 5.04 x 9.17	10.6	Extrapolated
		Axx580-01-06A6-2	6.6	1.50 HP	6.6	1.50 HP	4.6	1.00 HP	R1	UL Open, 1, 12	14.69 x 4.92 x 8.78	10.2	17.78 x 5.04 x 9.17	10.6	Extrapolated
		Axx580-01-07A5-2	7.5	2.00 HP	7.5	2.00 HP	6.6	1.50 HP	R1	UL Open, 1, 12	14.69 x 4.92 x 8.78	10.2	17.78 x 5.04 x 9.17	10.6	Extrapolated
		Axx580-01-10A6-2	10.6	3.00 HP	10.6	3.00 HP	7.5	2.00 HP	R1	UL Open, 1, 12	14.69 x 4.92 x 8.78	10.2	17.78 x 5.04 x 9.17	10.6	Extrapolated
		Axx580-01-017A-2	16.7	5.00 HP	16.7	5.00 HP	10.6	3.00 HP	R1	UL Open, 1, 12	14.69 x 4.92 x 8.78	10.2	17.78 x 5.04 x 9.17	10.6	Extrapolated
440-480		Axx580-01-02A1-4	NA	NA	2.1	1.00 HP	1.6	0.75 HP	R1	UL Open, 1, 12	14.69 x 4.92 x 8.78	10.2	17.78 x 5.04 x 9.17	10.6	Extrapolated
		Axx580-01-03A0-4	NA	NA	3	1.50 HP	2.1	1.00 HP	R1	UL Open, 1, 12	14.69 x 4.92 x 8.78	10.2	17.78 x 5.04 x 9.17	10.6	Extrapolated
		Axx580-01-03A5-4	NA	NA	3.5	2.00 HP	3	1.50 HP	R1	UL Open, 1, 12	14.69 x 4.92 x 8.78	10.2	17.78 x 5.04 x 9.17	10.6	Extrapolated
		Axx580-01-04A8-4	NA	NA	4.8	3.00 HP	3.4	2.00 HP	R1	UL Open, 1, 12	14.69 x 4.92 x 8.78	10.2	17.78 x 5.04 x 9.17	10.6	Extrapolated
		Axx580-01-06A0-4	NA	NA	6	3.00 HP	4	3.00 HP	R1	UL Open, 1, 12	14.69 x 4.92 x 8.78	10.2	17.78 x 5.04 x 9.17	10.6	Extrapolated
		Axx580-01-07A6-4	NA	NA	7.6	5.00 HP	4.8	3.00 HP	R1	UL Open, 1, 12	14.69 x 4.92 x 8.78	10.2	17.78 x 5.04 x 9.17	10.6	Extrapolated
		Axx580-01-012A-4	NA	NA	12	7.50 HP	7.6	5.00 HP	R1	UL Open, 1, 12	14.69 x 4.92 x 8.78	10.2	17.78 x 5.04 x 9.17	10.6	Extrapolated
		ACH580-01-012A-4	NA	NA	12	7.50 HP	7.6	5.00 HP	R1	UL Open, 1, 12	14.69 x 4.92 x 8.78	10.2	-	-	UUT-05[6]
200-240	For ACx580: x = S, H, or Q (IEC)	ACx580-01-025A-2	24.5	5.50 kW	24.2	5.50 kW	16.7	4.00 kW	R2	IP 20, 21, 55	18.62 x 4.94 x 9.00	14.6	21.49 x 5.06 x 9.41	15.0	Interpolated
		ACx580-01-032A-2	31.2	7.50 kW	30.8	7.50 kW	24.2	5.50 kW	R2	IP 20, 21, 55	18.62 x 4.94 x 9.00	14.6	21.49 x 5.06 x 9.41	15.0	Interpolated
380-480		ACx580-01-018A-4	17	7.50 kW	16.2	7.50 kW	12.6	5.50 kW	R2	IP 20, 21, 55	18.62 x 4.94 x 9.00	14.6	21.49 x 5.06 x 9.41	15.0	Interpolated
		ACx580-01-026A-4	25	11.00 kW	23.8	11.00 kW	17	7.50 kW	R2	IP 20, 21, 55	18.62 x 4.94 x 9.00	14.6	21.49 x 5.06 x 9.41	15.0	Interpolated
575-600		ACx580-01-02A7-6	NA	NA	2.7	1.50 kW	2.4	1.10 kW	R2	IP 20, 21, 55	18.62 x 4.94 x 9.00	14.6	21.49 x 5.06 x 9.41	15.0	Interpolated
		ACx580-01-03A9-6	NA	NA	3.9	2.20 kW	2.7	1.50 kW	R2	IP 20, 21, 55	18.62 x 4.94 x 9.00	14.6	21.49 x 5.06 x 9.41	15.0	Interpolated
		ACx580-01-06A1-6	NA	NA	6.1	4.00 kW	3.9	2.20 kW	R2	IP 20, 21, 55	18.62 x 4.94 x 9.00	14.6	21.49 x 5.06 x 9.41	15.0	Interpolated
		ACx580-01-09A0-6	NA	NA	9	5.50 kW	6.1	4.00 kW	R2	IP 20, 21, 55	18.62 x 4.94 x 9.00	14.6	21.49 x 5.06 x 9.41	15.0	Interpolated
		ACx580-01-11A0-6	NA	NA	11	7.50 kW	9	5.50 kW	R2	IP 20, 21, 55	18.62 x 4.94 x 9.00	14.6	21.49 x 5.06 x 9.41	15.0	Interpolated
		ACx580-01-017A-6	NA	NA	17	11.00 kW	11	7.50 kW	R2	IP 20, 21, 55	18.62 x 4.94 x 9.00	14.6	21.49 x 5.06 x 9.41	15.0	Interpolated
200-240	For Axx580: xx = CS, CH, CQ, or YK (NEC)	Axx580-01-024A-2	24.2	7.50 HP	24.2	7.50 HP	16.7	5.00 HP	R2	UL Open, 1, 12	18.62 x 4.94 x 9.00	14.6	21.49 x 5.06 x 9.41	15.0	Interpolated
		Axx580-01-031A-2	31	10.00 HP	31	10.00 HP	24.2	7.50 HP	R2	UL Open, 1, 12	18.62 x 4.94 x 9.00	14.6	21.49 x 5.06 x 9.41	15.0	Interpolated
440-480		Axx580-01-014A-4	NA	NA	14	10.00 HP	11	7.50 HP	R2	UL Open, 1, 12	18.62 x 4.94 x 9.00	14.6	21.49 x 5.06 x 9.41	15.0	Interpolated
		Axx580-01-023A-4	NA	NA	23	15.00 HP	15	10.00 HP	R2	UL Open, 1, 12	18.62 x 4.94 x 9.00	14.6	21.49 x 5.06 x 9.41	15.0	Interpolated
		ACH580-01-023A-4	NA	NA	23	15.00 HP	15	10.00 HP	R2	UL Open, 1, 12	18.62 x 4.94 x 9.00	14.6	-	-	UUT-09[6]
575-600		Axx580-01-02A7-6	NA	NA	2.7	2.00 HP	2.4	1.50 HP	R2	UL Open, 1, 12	18.62 x 4.94 x 9.00	14.6	21.49 x 5.06 x 9.41	15.0	Interpolated
		Axx580-01-03A9-6	NA	NA	3.9	3.00 HP	2.7	2.00 HP	R2	UL Open, 1, 12	18.62 x 4.94 x 9.00	14.6	21.49 x 5.06 x 9.41	15.0	Interpolated
		Axx580-01-06A1-6	NA	NA	6.1	5.00 HP	3.9	3.00 HP	R2	UL Open, 1, 12	18.62 x 4.94 x 9.00	14.6	21.49 x 5.06 x 9.41	15.0	Interpolated
		Axx580-01-09A0-6	NA	NA	9	7.50 HP	6.1	5.00 HP	R2	UL Open, 1, 12	18.62 x 4.94 x 9.00	14.6	21.49 x 5.06 x 9.41	15.0	Interpolated
		Axx580-01-011A-6	NA	NA	11	10.00 HP	9	7.50 HP	R2	UL Open, 1, 12	18.62 x 4.94 x 9.00	14.6	21.49 x 5.06 x 9.41	15.0	Interpolated
		Axx580-01-017A-6	NA	NA	17	15.00 HP	11	10.00 HP	R2	UL Open, 1, 12	18.62 x 4.94 x 9.00	14.6	21.49 x 5.06 x 9.41	15.0	Interpolated

Notes:
1. ABB is the manufacturer for all units.
2. For ACS880-01-xxxx-2, -5, -7 both NEC and IEC ratings apply. Table shows only NEC rating. ACS880-01-xxxx-3 is only available as IEC rating.
3. All units were tested in rigid and isolated mounting configurations to SDS=2.0 at z/h=1.0, and SDS=2.5 at z/h=0.0.
4. When an Optional Subcomponent is present, its Type Code is appended to the model number
5. AYK580-01 units are identical to ACx580-01 units other than software and branding
6. Listed drive model was tested as a subcomponent within listed UUT

BEYOND FORM & FUNCTION
OSP-0575
DATE: 03/19/2021
BY: Mohammad Aliaa
CALIFORNIA BUILDING CODE

Table 3 - Certified Subcomponents - Drives - 580-01 & 880-01 - Rigid/Isolated Wall Mounted (Cont.)

System Voltage [V]	Model[5]	ABB Model Number	Ratings						Frame Size	Available Enclosure Types	Type 1		Type 12		UUT
			Normal Duty		Light Duty		Heavy Duty				Max Dimensions H x W x D [in]	Max Drv. Wt. [lbs]	Max Dimensions H x W x D [in]	Max Drv. Wt. [lbs]	
			Current [A]	kW / HP	Current [A]	kW / HP	Current [A]	kW / HP							
208-240	ACS880 See Note 2 below	ACS880-01-04A6-2	4.6	1.00 HP	4.4	1.00 HP	3.7	0.75 HP	R1	UL Open, 1, 12; IP 20,21,55	16.11 x 6.10 x 8.91	15.5	17.72 x 6.38 x 11.50	18.0	Interpolated
		ACS880-01-06A6-2	6.6	1.50 HP	6.3	1.50 HP	4.6	1.00 HP	R1	UL Open, 1, 12; IP 20,21,55	16.11 x 6.10 x 8.91	15.5	17.72 x 6.38 x 11.50	18.0	Interpolated
		ACS880-01-07A5-2	7.5	2.00 HP	7.1	2.00 HP	6.6	1.50 HP	R1	UL Open, 1, 12; IP 20,21,55	16.11 x 6.10 x 8.91	15.5	17.72 x 6.38 x 11.50	18.0	Interpolated
		ACS880-01-10A6-2	10.6	3.00 HP	10.1	3.00 HP	7.5	2.00 kW	R1	UL Open, 1, 12; IP 20,21,55	16.11 x 6.10 x 8.91	15.5	17.72 x 6.38 x 11.50	18.0	Interpolated
380-415		ACS880-01-02A4-3	2.4	0.75 kW	2.3	0.75 kW	1.8	0.55 kW	R1	UL Open, 1, 12; IP 20,21,55	16.11 x 6.10 x 8.91	15.5	17.72 x 6.38 x 11.50	18.0	Interpolated
		ACS880-01-03A3-3	3.3	1.10 kW	3.1	1.10 kW	2.4	0.75 kW	R1	UL Open, 1, 12; IP 20,21,55	16.11 x 6.10 x 8.91	15.5	17.72 x 6.38 x 11.50	18.0	Interpolated
		ACS880-01-04A0-3	4	1.50 kW	3.8	1.50 kW	3.3	1.10 kW	R1	UL Open, 1, 12; IP 20,21,55	16.11 x 6.10 x 8.91	15.5	17.72 x 6.38 x 11.50	18.0	Interpolated
		ACS880-01-05A6-3	5.6	2.20 kW	5.3	2.20 kW	4	1.50 kW	R1	UL Open, 1, 12; IP 20,21,55	16.11 x 6.10 x 8.91	15.5	17.72 x 6.38 x 11.50	18.0	Interpolated
		ACS880-01-07A2-3	8	3.00 kW	7.6	3.00 kW	5.6	2.20 kW	R1	UL Open, 1, 12; IP 20,21,55	16.11 x 6.10 x 8.91	15.5	17.72 x 6.38 x 11.50	18.0	Interpolated
		ACS880-01-09A4-3	10	4.00 kW	9.5	4.00 kW	8	3.00 kW	R1	UL Open, 1, 12; IP 20,21,55	16.11 x 6.10 x 8.91	15.5	17.72 x 6.38 x 11.50	18.0	Interpolated
		ACS880-01-12A6-3	12.9	5.50 kW	12	5.50 kW	10	4.00 kW	R1	UL Open, 1, 12; IP 20,21,55	16.11 x 6.10 x 8.91	15.5	17.72 x 6.38 x 11.50	18.0	Interpolated
380-500		ACS880-01-02A1-5	NA	NA	2.1	1.00 HP	1.7	0.75 HP	R1	UL Open, 1, 12; IP 20,21,55	16.11 x 6.10 x 8.91	15.5	17.72 x 6.38 x 11.50	18.0	Interpolated
		ACS880-01-03A0-5	NA	NA	3	1.50 HP	2.1	1.00 HP	R1	UL Open, 1, 12; IP 20,21,55	16.11 x 6.10 x 8.91	15.5	17.72 x 6.38 x 11.50	18.0	Interpolated
		ACS880-01-03A4-5	NA	NA	3.4	2.00 HP	3	1.50 HP	R1	UL Open, 1, 12; IP 20,21,55	16.11 x 6.10 x 8.91	15.5	17.72 x 6.38 x 11.50	18.0	Interpolated
		ACS880-01-04A8-5	NA	NA	4.8	3.00 HP	3.4	2.00 HP	R1	UL Open, 1, 12; IP 20,21,55	16.11 x 6.10 x 8.91	15.5	17.72 x 6.38 x 11.50	18.0	Interpolated
		ACS880-01-05A2-5	NA	NA	5.2	3.00 HP	4.8	2.00 HP	R1	UL Open, 1, 12; IP 20,21,55	16.11 x 6.10 x 8.91	15.5	17.72 x 6.38 x 11.50	18.0	Interpolated
		ACS880-01-07A6-5	NA	NA	7.6	5.00 HP	5.2	3.00 HP	R1	UL Open, 1, 12; IP 20,21,55	16.11 x 6.10 x 8.91	15.5	17.72 x 6.38 x 11.50	18.0	Interpolated
		ACS880-01-11A0-5	NA	NA	11	7.50 HP	7.6	5.00 HP	R1	UL Open, 1, 12; IP 20,21,55	16.11 x 6.10 x 8.91	15.5	17.72 x 6.38 x 11.50	18.0	Interpolated
208-240		ACS880-01-16A8-2	16.8	5.00 HP	16	5.00 HP	10.6	3.00 HP	R2	UL Open, 1, 12; IP 20,21,55	16.11 x 6.10 x 9.82	19.0	17.72 x 6.38 x 12.40	21.0	Interpolated
		ACS880-01-24A3-2	24.3	7.50 HP	23.1	7.50 HP	16.8	5.00 HP	R2	UL Open, 1, 12; IP 20,21,55	16.11 x 6.10 x 9.82	19.0	17.72 x 6.38 x 12.40	21.0	Interpolated
380-415		ACS880-01-017A-3	17	7.50 kW	16	7.50 kW	12.6	5.50 kW	R2	UL Open, 1, 12; IP 20,21,55	16.11 x 6.10 x 9.82	19.0	17.72 x 6.38 x 12.40	21.0	Interpolated
		ACS880-01-025A-3	25	11.00 kW	24	11.00 kW	17	7.50 kW	R2	UL Open, 1, 12; IP 20,21,55	16.11 x 6.10 x 9.82	19.0	17.72 x 6.38 x 12.40	21.0	Interpolated
380-500		ACS880-01-014A-5	NA	NA	14	10.00 HP	11	7.50 HP	R2	UL Open, 1, 12; IP 20,21,55	16.11 x 6.10 x 9.82	19.0	17.72 x 6.38 x 12.40	21.0	Interpolated
		ACS880-01-021A-5	NA	NA	21	15.00 HP	14	10.00 HP	R2	UL Open, 1, 12; IP 20,21,55	16.11 x 6.10 x 9.82	19.0	17.72 x 6.38 x 12.40	21.0	Interpolated
208-240		ACS880-01-031A-2	31	10.00 HP	29.3	10.00 HP	24.3	7.50 HP	R3	UL Open, 1, 12; IP 20,21,55	18.71 x 6.8 x 10.28	24.0	20.7 x 7.09 x 12.87	26.5	Interpolated
380-415		ACS880-01-032A-3	32	15.00 kW	30	15.00 kW	25	11.00 kW	R3	UL Open, 1, 12; IP 20,21,55	18.71 x 6.8 x 10.28	24.0	20.7 x 7.09 x 12.87	26.5	Interpolated
		ACS880-01-038A-3	38	18.50 kW	36	18.50 kW	32	15.00 kW	R3	UL Open, 1, 12; IP 20,21,55	18.71 x 6.8 x 10.28	24.0	20.7 x 7.09 x 12.87	26.5	Interpolated
380-500		ACS880-01-027A-5	NA	NA	27	20.00 HP	21	15.00 HP	R3	UL Open, 1, 12; IP 20,21,55	18.71 x 6.8 x 10.28	24.0	20.7 x 7.09 x 12.87	26.5	Interpolated
		ACS880-01-034A-5	NA	NA	34	25.00 HP	27	20.00 HP	R3	UL Open, 1, 12; IP 20,21,55	18.71 x 6.8 x 10.28	24.0	20.7 x 7.09 x 12.87	26.5	Interpolated
		ACS880-01-034A-5	NA	NA	34	25.00 HP	27	20.00 HP	R3	UL Open, 1, 12; IP 20,21,55	13.0[7] x 7.0 x 10.0	24.0	-	-	UUT-14
525-690		ACS880-01-07A4-7	NA	NA	7	5.00 HP	5.6	3.00 HP	R3	UL Open, 1, 12; IP 20,21,55	18.71 x 6.8 x 10.28	24.0	20.7 x 7.09 x 12.87	26.5	Interpolated
		ACS880-01-09A9-7	NA	NA	9.4	7.50 HP	7.4	5.00 HP	R3	UL Open, 1, 12; IP 20,21,55	18.71 x 6.8 x 10.28	24.0	20.7 x 7.09 x 12.87	26.5	Interpolated
		ACS880-01-14A3-7	NA	NA	13.6	10.00 HP	9.9	7.50 HP	R3	UL Open, 1, 12; IP 20,21,55	18.71 x 6.8 x 10.28	24.0	20.7 x 7.09 x 12.87	26.5	Interpolated
		ACS880-01-019A-7	NA	NA	18	15.00 HP	14.3	10.00 HP	R3	UL Open, 1, 12; IP 20,21,55	18.71 x 6.8 x 10.28	24.0	20.7 x 7.09 x 12.87	26.5	Interpolated
		ACS880-01-023A-7	NA	NA	22	20.00 HP	19	15.00 HP	R3	UL Open, 1, 12; IP 20,21,55	18.71 x 6.8 x 10.28	24.0	20.7 x 7.09 x 12.87	26.5	Interpolated
		ACS880-01-027A-7	NA	NA	27	25.00 HP	23	20.00 HP	R3	UL Open, 1, 12; IP 20,21,55	18.71 x 6.8 x 10.28	24.0	20.7 x 7.09 x 12.87	26.5	Interpolated
200-240	For Axx580: xx = CS, CH, CQ, or YK (NEC)	Axx580-01-046A-2	46.2	15.00 HP	46.2	15.00 HP	30.8	10.00 HP	R3	UL Open, 1, 12	19.29 x 7.99 x 9.02	26.1	20.93 x 8.16 x 9.33	28.7	Interpolated
		Axx580-01-059A-2	59.4	20.00 HP	59.4	20.00 HP	46.2	15.00 HP	R3	UL Open, 1, 12	19.29 x 7.99 x 9.02	26.1	20.93 x 8.16 x 9.33	28.7	Interpolated
440-480		Axx580-01-027A-4	NA	NA	27	20.00 HP	21	15.00 HP	R3	UL Open, 1, 12	19.29 x 7.99 x 9.02	26.1	20.93 x 8.16 x 9.33	28.7	Interpolated
		Axx580-01-034A-4	NA	NA	34	25.00 HP	27	20.00 HP	R3	UL Open, 1, 12	19.29 x 7.99 x 9.02	26.1	20.93 x 8.16 x 9.33	28.7	Interpolated
		Axx580-01-044A-4	NA	NA	44	30.00 HP	34	25.00 HP	R3	UL Open, 1, 12	19.29 x 7.99 x 9.02	26.1	20.93 x 8.16 x 9.33	28.7	Interpolated
		ACH580-01-044A-4	NA	NA	44	30.00 HP	34	25.00 HP	R3	UL Open, 1, 12	19.0 x 8.0 x 9.0	26.1	-	-	UUT-01
		ACH580-01-044A-4	NA	NA	44	30.00 HP	34	25.00 HP	R3	UL Open, 1, 12	19.29 x 7.99 x 9.02	26.1	-	-	UUT-07[6]
575-600	For Axx580: xx = CS, CH, CQ, or YK (NEC)	Axx580-01-022A-6	NA	NA	22	20.00 HP	17	15.00 HP	R3	UL Open, 1, 12	19.29 x 7.99 x 9.02	26.1	20.93 x 8.16 x 9.33	28.7	Interpolated
		Axx580-01-027A-6	NA	NA	27	25.00 HP	22	20.00 HP	R3	UL Open, 1, 12	19.29 x 7.99 x 9.02	26.1	20.93 x 8.16 x 9.33	28.7	Interpolated
		Axx580-01-032A-6	NA	NA	32	30.00 HP	27	25.00 HP	R3	UL Open, 1, 12	19.29 x 7.99 x 9.02	26.1	20.93 x 8.16 x 9.33	28.7	Interpolated

Notes:
1. ABB is the manufacturer for all units.
2. For ACS880-01-xxxx-2, -5, -7 both NEC and IEC ratings apply. Table shows only NEC rating. ACS880-01-xxxx-3 is only available as IEC rating.
3. All units were tested in rigid and isolated mounting configurations to SDS=2.0 at z/h=1.0, and SDS=2.5 at z/h=0.0.
4. Type Code appended to model number when an Optional Subcomponent is used
5. AYK580-01 units are identical to ACx580-01 units other than software and branding
6. Listed drive model was tested as a subcomponent within listed UUT
7. Height measurements is for drive component without enclosure

Table 3 - Certified Subcomponents - Drives - 580-01 & 880-01 - Rigid/Isolated Wall Mounted (Cont.)

System Voltage [V]	Model[5]	ABB Model Number	Ratings						Frame Size	Available Enclosure Types	Type 1		Type 12		UUT
			Normal Duty		Light Duty		Heavy Duty				Max Dimensions H x W x D [in]	Max Drv. Wt. [lbs]	Max Dimensions H x W x D [in]	Max Drv. Wt. [lbs]	
			Current [A]	kW / HP	Current [A]	kW / HP	Current [A]	kW / HP							
200-240	For ACx580: x = S, H, or Q (IEC)	ACx580-01-047A-2	46.7	11.00 kW	46.2	11.00 kW	30.8	7.50 kW	R3	IP 20, 21, 55	19.29 x 7.99 x 9.02	26.1	20.93 x 8.16 x 9.33	28.7	Interpolated
		ACx580-01-060A-2	60.0	15.00 kW	59.4	15.00 kW	46.2	11.00 kW	R3	IP 20, 21, 55	19.29 x 7.99 x 9.02	26.1	20.93 x 8.16 x 9.33	28.7	Interpolated
380-480		ACx580-01-033A-4	32	15.00 kW	30.4	15.00 kW	24.6	11.00 kW	R3	IP 20, 21, 55	19.29 x 7.99 x 9.02	26.1	20.93 x 8.16 x 9.33	28.7	Interpolated
		ACx580-01-039A-4	38	18.50 kW	36.1	18.50 kW	31.6	15.00 kW	R3	IP 20, 21, 55	19.29 x 7.99 x 9.02	26.1	20.93 x 8.16 x 9.33	28.7	Interpolated
		ACx580-01-046A-4	45	22.00 kW	42.8	22.00 kW	37.7	18.50 kW	R3	IP 20, 21, 55	19.29 x 7.99 x 9.02	26.1	20.93 x 8.16 x 9.33	28.7	Interpolated
575-600		ACx580-01-022A-6	NA	NA	22	15.00 kW	17	11.00 kW	R3	IP 20, 21, 55	19.29 x 7.99 x 9.02	26.1	20.93 x 8.16 x 9.33	28.7	Interpolated
		ACx580-01-027A-6	NA	NA	27	18.50 kW	22	15.00 kW	R3	IP 20, 21, 55	19.29 x 7.99 x 9.02	26.1	20.93 x 8.16 x 9.33	28.7	Interpolated
		ACx580-01-032A-6	NA	NA	32	22.00 kW	27	19.00 kW	R3	IP 20, 21, 55	19.29 x 7.99 x 9.02	26.1	20.93 x 8.16 x 9.33	28.7	Interpolated
208-240	ACS880 See Note 2 below	ACS880-01-046A-2	46	15.00 HP	44	15.00 HP	38	10.00 HP	R4	UL Open, 1, 12; IP 20,21,55	22.85 x 7.99 x 10.8	41.1	28.93 x 9.30 x 13.54	42.2	Interpolated
		ACS880-01-061A-2	61	20.00 HP	58	20.00 HP	45	15.00 HP	R4	UL Open, 1, 12; IP 20,21,55	22.85 x 7.99 x 10.8	41.1	28.93 x 9.30 x 13.54	42.2	Interpolated
380-415		ACS880-01-045A-3	45	22.00 kW	43	22.00 kW	38	18.50 kW	R4	UL Open, 1, 12; IP 20,21,55	22.85 x 7.99 x 10.8	41.1	28.93 x 9.30 x 13.54	42.2	Interpolated
		ACS880-01-061A-3	61	30.00 kW	58	30.00 kW	45	22.00 kW	R4	UL Open, 1, 12; IP 20,21,55	22.85 x 7.99 x 10.8	41.1	28.93 x 9.30 x 13.54	42.2	Interpolated
380-500		ACS880-01-040A-5	NA	NA	40	30.00 HP	34	25.00 HP	R4	UL Open, 1, 12; IP 20,21,55	22.85 x 7.99 x 10.8	41.1	28.93 x 9.30 x 13.54	42.2	Interpolated
		ACS880-01-052A-5	NA	NA	52	40.00 HP	40	30.00 HP	R4	UL Open, 1, 12; IP 20,21,55	22.85 x 7.99 x 10.8	41.1	28.93 x 9.30 x 13.54	42.2	Interpolated
200-240	For ACx580: x = S, H, or Q (IEC)	ACx580-01-076A-2	76	18.50 kW	74.8	18.50 kW	59.4	15.00 kW	R4	IP 20, 21, 55	25.04 x 7.99 x 10.13	41.9	27.03 x 8.59 x 10.43	44.1	Interpolated
380-480		ACx580-01-062A-4	62	30.00 kW	58	30.00 kW	45	22.00 kW	R4	IP 20, 21, 55	25.04 x 7.99 x 10.13	41.9	27.03 x 8.59 x 10.43	44.1	Interpolated
		ACx580-01-073A-4	73	37.00 kW	68	37.00 kW	61	30.00 kW	R4	IP 20, 21, 55	25.04 x 7.99 x 10.13	41.9	27.03 x 8.59 x 10.43	44.1	Interpolated
200-240	For Axx580: xx = CS, CH, CQ, or YK (NEC)	Axx580-01-075A-2	74.8	25.00 HP	74.8	25.00 HP	59.4	20.00 HP	R4	UL Open, 1, 12	25.04 x 7.99 x 10.13	41.9	27.03 x 8.59 x 10.43	44.1	Interpolated
440-480		Axx580-01-052A-4	NA	NA	52	40.00 HP	40	30.00 HP	R4	UL Open, 1, 12	25.04 x 7.99 x 10.13	41.9	27.03 x 8.59 x 10.43	44.1	Interpolated
		Axx580-01-065A-4	NA	NA	65	50.00 HP	52	40.00 HP	R4	UL Open, 1, 12	25.04 x 7.99 x 10.13	41.9	27.03 x 8.59 x 10.43	44.1	Interpolated
		ACH580-01-065A-4	NA	NA	65	50.00 HP	52	40.00 HP	R4	UL Open, 1, 12	25.04 x 7.99 x 10.13	41.9	-	-	UUT-06[6]
		ACH580-01-065A-4	NA	NA	65	50.00 HP	52	40.00 HP	R4	UL Open, 1, 12	25.04 x 7.99 x 10.13	41.9	-	-	UUT-08[6]
		ACH580-01-065A-4	NA	NA	65	50.00 HP	52	40.00 HP	R4	UL Open, 1, 12	25.04 x 7.99 x 10.13	41.9	-	-	UUT-10[6]
		Axx580-01-077A-4	NA	NA	77	60.00 HP	65	50.00 HP	R4	UL Open, 1, 12	25.04 x 7.99 x 10.13	41.9	27.03 x 8.59 x 10.43	44.1	Interpolated
208-240	ACS880 See Note 2 below	ACS880-01-075A-2	75	25.00 HP	71	25.00 HP	61	20.00 HP	R5	UL Open, 1, 12; IP 20,21,55	28.82 x 7.99 x 10.79	50.3	34.89 x 9.30 x 13.54	52.0	Interpolated
		ACS880-01-087A-2	87	30.00 HP	83	30.00 HP	72	25.00 HP	R5	UL Open, 1, 12; IP 20,21,55	28.82 x 7.99 x 10.79	50.3	34.89 x 9.30 x 13.54	52.0	Interpolated
380-415		ACS880-01-072A-3	72	37.00 kW	68	37.00 kW	61	30.00 kW	R5	UL Open, 1, 12; IP 20,21,55	28.82 x 7.99 x 10.79	50.3	34.89 x 9.30 x 13.54	52.0	Interpolated
		ACS880-01-087A-3	87	45.00 kW	83	45.00 kW	72	37.00 kW	R5	UL Open, 1, 12; IP 20,21,55	28.82 x 7.99 x 10.79	50.3	34.89 x 9.30 x 13.54	52.0	Interpolated
380-500		ACS880-01-065A-5	NA	NA	65	50.00 HP	52	40.00 HP	R5	UL Open, 1, 12; IP 20,21,55	28.82 x 7.99 x 10.79	50.3	34.89 x 9.30 x 13.54	52.0	Interpolated
		ACS880-01-077A-5	NA	NA	77	60.00 HP	65	50.00 HP	R5	UL Open, 1, 12; IP 20,21,55	28.82 x 7.99 x 10.79	50.3	34.89 x 9.30 x 13.54	52.0	Interpolated
525-690		ACS880-01-07A3-7	NA	NA	9	7.50 HP	6.1	5.00 HP	R5	UL Open, 1, 12; IP 20,21,55	28.82 x 7.99 x 10.79	50.3	34.89 x 9.30 x 13.54	52.0	Interpolated
		ACS880-01-09A8-7	NA	NA	11	10.00 HP	9	7.50 HP	R5	UL Open, 1, 12; IP 20,21,55	28.82 x 7.99 x 10.79	50.3	34.89 x 9.30 x 13.54	52.0	Interpolated
		ACS880-01-14A2-7	NA	NA	17	15.00 HP	11	10.00 HP	R5	UL Open, 1, 12; IP 20,21,55	28.82 x 7.99 x 10.79	50.3	34.89 x 9.30 x 13.54	52.0	Interpolated
		ACS880-01-018A-7	NA	NA	22	20.00 HP	17	15.00 HP	R5	UL Open, 1, 12; IP 20,21,55	28.82 x 7.99 x 10.79	50.3	34.89 x 9.30 x 13.54	52.0	Interpolated
		ACS880-01-022A-7	NA	NA	27	25.00 HP	22	20.00 HP	R5	UL Open, 1, 12; IP 20,21,55	28.82 x 7.99 x 10.79	50.3	34.89 x 9.30 x 13.54	52.0	Interpolated
		ACS880-01-026A-7	NA	NA	32	30.00 HP	27	25.00 HP	R5	UL Open, 1, 12; IP 20,21,55	28.82 x 7.99 x 10.79	50.3	34.89 x 9.30 x 13.54	52.0	Interpolated
		ACS880-01-035A-7	NA	NA	41	40.00 HP	32	30.00 HP	R5	UL Open, 1, 12; IP 20,21,55	28.82 x 7.99 x 10.79	50.3	34.89 x 9.30 x 13.54	52.0	Interpolated
		ACS880-01-042A-7	NA	NA	52	50.00 HP	41	40.00 HP	R5	UL Open, 1, 12; IP 20,21,55	28.82 x 7.99 x 10.79	50.3	34.89 x 9.30 x 13.54	52.0	Interpolated
		ACS880-01-049A-7	NA	NA	52	50.00 HP	41	40.00 HP	R5	UL Open, 1, 12; IP 20,21,55	28.82 x 7.99 x 10.79	50.3	34.89 x 9.30 x 13.54	52.0	Interpolated
200-240	For ACx580: x = S, H, or Q (IEC)	ACx580-01-089A-2	89	22.00 kW	88	22.00 kW	74.8	18.50 kW	R5	IP 20, 21, 55	28.83 x 7.99 x 11.61	62.4	32.01 x 7.99 x 12.60	64.0	Interpolated
		ACx580-01-115A-2	115	30.00 kW	114	30.00 kW	88	22.00 kW	R5	IP 20, 21, 55	28.83 x 7.99 x 11.61	62.4	32.01 x 7.99 x 12.60	64.0	Interpolated
380-480		ACx580-01-088A-4	88	45.00 kW	83	45.00 kW	72	37.00 kW	R5	IP 20, 21, 55	28.83 x 7.99 x 11.61	62.4	32.01 x 7.99 x 12.60	64.0	Interpolated
		ACx580-01-106A-4	106	55.00 kW	100	55.00 kW	87	45.00 kW	R5	IP 20, 21, 55	28.83 x 7.99 x 11.61	62.4	32.01 x 7.99 x 12.60	64.0	Interpolated
575-600		ACx580-01-041A-6	NA	NA	41	30.00 kW	32	22.00 kW	R5	IP 20, 21, 55	28.83 x 7.99 x 11.61	62.4	32.01 x 7.99 x 12.60	64.0	Interpolated
		ACx580-01-052A-6	NA	NA	52	37.00 kW	41	30.00 kW	R5	IP 20, 21, 55	28.83 x 7.99 x 11.61	62.4	32.01 x 7.99 x 12.60	64.0	Interpolated
		ACx580-01-062A-6	NA	NA	62	45.00 kW	52	37.00 kW	R5	IP 20, 21, 55	28.83 x 7.99 x 11.61	62.4	32.01 x 7.99 x 12.60	64.0	Interpolated
		ACx580-01-077A-6	NA	NA	77	55.00 kW	62	45.00 kW	R5	IP 20, 21, 55	28.83 x 7.99 x 11.61	62.4	32.01 x 7.99 x 12.60	64.0	Interpolated
		ACH580-01-077A-6	NA	NA	62	60.00 HP	52	50.00 HP	R5	UL Open, 1, 12	28.83 x 7.99 x 11.61	62.4	-	-	UUT-21[6]

Notes:
1. ABB is the manufacturer for all units.
2. For ACS880-01-xxxx-2,-5,-7 NEC and IEC ratings apply. Table shows only NEC rating. ACS880-01-xxxx-3 is only available as an IEC rating.
3. All units were tested in rigid and isolated mounting configs to SDS=2.0 at z/h=1.0, and SDS=2.5 at z/h=0.0.
4. Type Code appended to model number when an Optional Subcomponent is used
5. AYK580-01 units are identical to ACx580-01 units other than software and branding
6. Listed drive model was tested as a subcomponent within listed UUT

OSP-0575 Prepared by: Mohammad Ali Date: 03/19/2021

Table 3 - Certified Subcomponents - Drives - 580-01 & 880-01 - Rigid/Isolated Wall Mounted (Cont.)

System Voltage [V]	Model[5]	ABB Model Number	Ratings						Frame Size	Available Enclosure Types	Type 1		Type 12		UUT
			Normal Duty		Light Duty		Heavy Duty				Max Dimensions H x W x D [in]	Max Drv. Wt. [lbs]	Max Dimensions H x W x D [in]	Max Drv. Wt. [lbs]	
			Current [A]	kW / HP	Current [A]	kW / HP	Current [A]	kW / HP							
200-240	For Axx580: xx = CS, CH, CQ, or YK (NEC)	Axx580-01-088A-2	88	30.00 HP	88	30.00 HP	74.8	25.00 HP	R5	UL Open, 1, 12	28.83 x 7.99 x 11.61	62.4	32.01 x 7.99 x 12.60	64.0	Interpolated
		Axx580-01-114A-2	114	40.00 HP	114	40.00 HP	88	30.00 HP	R5	UL Open, 1, 12	28.83 x 7.99 x 11.61	62.4	32.01 x 7.99 x 12.60	64.0	Interpolated
440-480		Axx580-01-078A-4	NA	NA	77	60.00 HP	65	50.00 HP	R5	UL Open, 1, 12	28.83 x 7.99 x 11.61	62.4	32.01 x 7.99 x 12.60	64.0	Interpolated
		Axx580-01-096A-4	NA	NA	96	75.00 HP	77	60.00 HP	R5	UL Open, 1, 12	28.83 x 7.99 x 11.61	62.4	32.01 x 7.99 x 12.60	64.0	Interpolated
575-600		Axx580-01-041A-6	NA	NA	41	40.00 HP	32	30.00 HP	R5	UL Open, 1, 12	28.83 x 7.99 x 11.61	62.4	32.01 x 7.99 x 12.60	64.0	Interpolated
		Axx580-01-052A-6	NA	NA	52	50.00 HP	41	40.00 HP	R5	UL Open, 1, 12	28.83 x 7.99 x 11.61	62.4	32.01 x 7.99 x 12.60	64.0	Interpolated
		Axx580-01-062A-6	NA	NA	62	60.00 HP	52	50.00 HP	R5	UL Open, 1, 12	28.83 x 7.99 x 11.61	62.4	32.01 x 7.99 x 12.60	64.0	Interpolated
208-240	ACS880 See Note 2 below	ACS880-01-115A-2	115	40.00 HP	109	40.00 HP	87	30.00 HP	R6	UL Open, 1, 12; IP 20,21,55	28.62 x 9.92 x 14.1	93.1	34.81 x 11.46 x 16.59	95.0	Interpolated
		ACS880-01-145A-2	145	50.00 HP	138	50.00 HP	105	40.00 HP	R6	UL Open, 1, 12; IP 20,21,55	28.62 x 9.92 x 14.1	93.1	34.81 x 11.46 x 16.59	95.0	Interpolated
380-415		ACS880-01-105A-3	105	55.00 kW	100	55.00 kW	87	45.00 kW	R6	UL Open, 1, 12; IP 20,21,55	28.62 x 9.92 x 14.1	93.1	34.81 x 11.46 x 16.59	95.0	Interpolated
		ACS880-01-145A-3	145	75.00 kW	138	75.00 kW	105	55.00 kW	R6	UL Open, 1, 12; IP 20,21,55	28.62 x 9.92 x 14.1	93.1	34.81 x 11.46 x 16.59	95.0	Interpolated
380-500		ACS880-01-096A-5	NA	NA	96	75.00 HP	77	60.00 HP	R6	UL Open, 1, 12; IP 20,21,55	28.62 x 9.92 x 14.1	93.1	34.81 x 11.46 x 16.59	95.0	Interpolated
		ACS880-01-124A-5	NA	NA	124	100.00 HP	96	75.00 HP	R6	UL Open, 1, 12; IP 20,21,55	28.62 x 9.92 x 14.1	93.1	34.81 x 11.46 x 16.59	95.0	Interpolated
525-690		ACS880-01-061A-7	NA	NA	62	60.00 HP	52	50.00 HP	R6	UL Open, 1, 12; IP 20,21,55	28.62 x 9.92 x 14.1	93.1	34.81 x 11.46 x 16.59	95.0	Interpolated
		ACS880-01-084A-7	NA	NA	77	75.00 HP	62	60.00 HP	R6	UL Open, 1, 12; IP 20,21,55	28.62 x 9.92 x 14.1	93.1	34.81 x 11.46 x 16.59	95.0	Interpolated
200-240	For Axx580: xx = CS, CH, CQ, or YK (NEC)	Axx580-01-143A-2	143	50.00 HP	143	50.00 HP	114	40.00 HP	R6	UL Open, 1, 12	28.62 x 9.92 x 14.53	93.5	34.81 x 11.46 x 16.40	95.0	Interpolated
440-480		Axx580-01-124A-4	NA	NA	124	100.00 HP	96	75.00 HP	R6	UL Open, 1, 12	28.62 x 9.92 x 14.53	93.5	34.81 x 11.46 x 16.40	95.0	Interpolated
200-240	For ACx580: x = S, H, or Q (IEC)	ACx580-01-144A-2	144	37.00 kW	143	37.00 kW	114	30.00 kW	R6	IP 20, 21, 55	28.62 x 9.92 x 14.53	93.5	34.81 x 11.46 x 16.40	95.0	Interpolated
380-480		ACx580-01-145A-4	145	75.00 kW	138	75.00 kW	105	55.00 kW	R6	IP 20, 21, 55	28.62 x 9.92 x 14.53	93.5	34.81 x 11.46 x 16.40	95.0	Interpolated
208-240	ACS880 See Note 2 below	ACS880-01-170A-2	170	60.00 HP	162	60	145	50.00 HP	R7	UL Open, 1, 12; IP 20,21,55	34.66 x 11.18 x 14.4	117.0	40.87 x 12.67 x 16.65	119.1	Interpolated
		ACS880-01-206A-2	206	75.00 HP	196	75	169	60.00 HP	R7	UL Open, 1, 12; IP 20,21,55	34.66 x 11.18 x 14.4	117.0	40.87 x 12.67 x 16.65	119.1	Interpolated
380-415		ACS880-01-169A-3	169	90.00 kW	161	90.00 kW	145	75.00 kW	R7	UL Open, 1, 12; IP 20,21,55	34.66 x 11.18 x 14.4	117.0	40.87 x 12.67 x 16.65	119.1	Interpolated
		ACS880-01-206A-3	206	110.00 kW	196	110.00 kW	169	90.00 kW	R7	UL Open, 1, 12; IP 20,21,55	34.66 x 11.18 x 14.4	117.0	40.87 x 12.67 x 16.65	119.1	Interpolated
380-500		ACS880-01-156A-5	NA	NA	156	125.00 HP	124	100.00 HP	R7	UL Open, 1, 12; IP 20,21,55	34.66 x 11.18 x 14.4	117.0	40.87 x 12.67 x 16.65	119.1	Interpolated
		ACS880-01-180A-5	NA	NA	180	150.00 HP	156	125.00 HP	R7	UL Open, 1, 12; IP 20,21,55	34.66 x 11.18 x 14.4	117.0	40.87 x 12.67 x 16.65	119.1	Interpolated
525-690		ACS880-01-098A-7	NA	NA	99	100.00 HP	77	75.00 HP	R7	UL Open, 1, 12; IP 20,21,55	34.66 x 11.18 x 14.4	117.0	40.87 x 12.67 x 16.65	119.1	Interpolated
		ACS880-01-119A-7	NA	NA	125	125.00 HP	99	100.00 HP	R7	UL Open, 1, 12; IP 20,21,55	34.66 x 11.18 x 14.4	117.0	40.87 x 12.67 x 16.65	119.1	Interpolated
200-240	For ACx580: x = S, H, or Q (IEC)	ACx580-01-171A-2	171	45.00 kW	169	45.00 kW	143	37.00 kW	R7	IP 20, 21, 55	34.67 x 11.18 x 14.58	119.1	41.00 x 13.00 x 16.00	123.5	Interpolated
		ACx580-01-213A-2	213	55.00 kW	211	55.00 kW	169	45.00 kW	R7	IP 20, 21, 55	34.67 x 11.18 x 14.58	119.1	41.00 x 13.00 x 16.00	123.5	Interpolated
380-480		ACx580-01-169A-4	169	90.00 kW	161	90.00 kW	145	75.00 kW	R7	IP 20, 21, 55	34.67 x 11.18 x 14.58	119.1	41.00 x 13.00 x 16.00	123.5	Interpolated
		ACx580-01-206A-4	206	110.00 kW	196	110.00 kW	169	90.00 kW	R7	IP 20, 21, 55	34.67 x 11.18 x 14.58	119.1	41.00 x 13.00 x 16.00	123.5	Interpolated
575-600		ACx580-01-099A-6	NA	NA	99	75.00 kW	77	55.00 kW	R7	IP 20, 21, 55	34.67 x 11.18 x 14.58	119.1	41.00 x 13.00 x 16.00	123.5	Interpolated
		ACx580-01-125A-6	NA	NA	125	90.00 kW	99	75.00 kW	R7	IP 20, 21, 55	34.67 x 11.18 x 14.58	119.1	41.00 x 13.00 x 16.00	123.5	Interpolated
200-240	For Axx580: xx = CS, CH, CQ, or YK (NEC)	Axx580-01-169A-2	169	60.00 HP	169	60.00 HP	143	50.00 HP	R7	UL Open, 1, 12	34.67 x 11.18 x 14.58	119.1	41.00 x 13.00 x 16.00	123.5	Interpolated
		Axx580-01-211A-2	211	75.00 HP	211	75.00 HP	169	60.00 HP	R7	UL Open, 1, 12	34.67 x 11.18 x 14.58	119.1	41.00 x 13.00 x 16.00	123.5	Interpolated
440-480		Axx580-01-156A-4	NA	NA	156	125.00 HP	124	100.00 HP	R7	UL Open, 1, 12	34.67 x 11.18 x 14.58	119.1	41.00 x 13.00 x 16.00	123.5	Interpolated
		Axx580-01-180A-4	NA	NA	180	150.00 HP	156	125.00 HP	R7	UL Open, 1, 12	34.67 x 11.18 x 14.58	119.1	41.00 x 13.00 x 16.00	123.5	Interpolated
575-600		Axx580-01-099A-6	NA	NA	99	100.00 HP	77	75.00 HP	R7	UL Open, 1, 12	34.67 x 11.18 x 14.58	119.1	41.00 x 13.00 x 16.00	123.5	Interpolated
		Axx580-01-125A-6	NA	NA	125	125.00 HP	99	100.00 HP	R7	UL Open, 1, 12	34.67 x 11.18 x 14.58	119.1	41.00 x 13.00 x 16.00	123.5	Interpolated
208-240	ACS880 See Note 2 below	ACS880-01-274A-2	274	100.00 HP	260	100.00 HP	213	75.00 HP	R8	UL Open, 1, 12; IP 20,21,55	38.01 x 11.81 x 15.21	150.0	44.23 x 13.8 x 17.8	163.2	Interpolated
380-415		ACS880-01-246A-3	246	132.00 kW	234	132.00 kW	206	110.00 kW	R8	UL Open, 1, 12; IP 20,21,55	38.01 x 11.81 x 15.21	150.0	44.23 x 13.8 x 17.8	163.2	Interpolated
		ACS880-01-293A-3	293	160.00 kW	278	160.00 kW	246	132.00 kW	R8	UL Open, 1, 12; IP 20,21,55	38.01 x 11.81 x 15.21	150.0	44.23 x 13.8 x 17.8	163.2	Interpolated
380-500		ACS880-01-240A-5	NA	NA	240	200.00 HP	180	150.00 HP	R8	UL Open, 1, 12; IP 20,21,55	38.01 x 11.81 x 15.21	150.0	44.23 x 13.8 x 17.8	163.2	Interpolated
		ACS880-01-260A-5	NA	NA	260	200.00 HP	240	150.00 HP	R8	UL Open, 1, 12; IP 20,21,55	38.01 x 11.81 x 15.21	150.0	44.23 x 13.8 x 17.8	163.2	Interpolated
525-690		ACS880-01-142A-7	NA	NA	144	150.00 HP	125	125.00 HP	R8	UL Open, 1, 12; IP 20,21,55	38.01 x 11.81 x 15.21	150.0	44.23 x 13.8 x 17.8	163.2	Interpolated
		ACS880-01-174A-7	NA	NA	180	200.00 HP	144	150.00 HP	R8	UL Open, 1, 12; IP 20,21,55	38.01 x 11.81 x 15.21	150.0	44.23 x 13.8 x 17.8	163.2	Interpolated

Notes:
1. ABB is the manufacturer for all units.
2. For ACS880-01-xxxx-2,-5,-7 NEC and IEC ratings apply. Table shows only NEC rating. ACS880-01-xxxx-3 is only available as an IEC rating.
3. All units were tested in rigid and isolated mounting configs to SDS=2.0 at z/h=1.0, and SDS=2.5 at z/h=0.0.
4. When an Optional Subcomponent is present, its Type Code is appended to the model number
5. AYK580-01 units are identical to ACx580-01 units other than software and branding

OSP-0575 BY: Mohammad Aliaan

Table 3 - Certified Subcomponents - Drives - 580-01 & 880-01 - Rigid/Isolated Wall Mounted (Cont.)

System Voltage [V]	Model[5]	ABB Model Number	Ratings						Frame Size	Available Enclosure Types	Type 1		Type 12		UUT
			Normal Duty		Light Duty		Heavy Duty				Max Dimensions H x W x D [in]	Max Drv. Wt. [lbs]	Max Dimensions H x W x D [in]	Max Drv. Wt. [lbs]	
			Current [A]	kW / HP	Current [A]	kW / HP	Current [A]	kW / HP							
200-240	For ACx580: x = S, H, or Q (IEC)	ACx580-01-276A-2	276	75.00 kW	273	75.00 kW	211	55.00 kW	R8	IP 20, 21, 55	38.00 x 11.81 x 15.47	152.2	44.23 x 13.80 x 17.77	170.0	Interpolated
380-480		ACx580-01-246A-4	246	132.00 kW	234	132.00 kW	206	110.00 kW	R8	IP 20, 21, 55	38.00 x 11.81 x 15.47	152.2	44.23 x 13.80 x 17.77	170.0	Interpolated
		ACx580-01-293A-4	293	160.00 kW	278	160.00 kW	246	132.00 kW	R8	IP 20, 21, 55	38.00 x 11.81 x 15.47	152.2	44.23 x 13.80 x 17.77	170.0	Interpolated
575-600		ACx580-01-144A-6	NA	NA	144	110.00 kW	125	90.00 kW	R8	IP 20, 21, 55	38.00 x 11.81 x 15.47	152.2	44.23 x 13.80 x 17.77	170.0	Interpolated
200-240	For Axx580: xx = CS, CH, CQ, or YK (NEC)	Axx580-01-273A-2	273	100.00 HP	273	100.00 HP	211	75.00 HP	R8	UL Open, 1, 12	38.00 x 11.81 x 15.47	152.2	44.23 x 13.80 x 17.77	170.0	Interpolated
440-480		Axx580-01-240A-4	NA	NA	240	200.00 HP	180	150.00 HP	R8	UL Open, 1, 12	38.00 x 11.81 x 15.47	152.2	44.23 x 13.80 x 17.77	170.0	Interpolated
		ACH580-01-240A-4	NA	NA	240	200.00 HP	180	150.00 HP	R8	UL Open, 1, **12**	-	-	44.23 x 13.80 x 17.77	170.0	UUT-11[6]
		Axx580-01-260A-4	NA	NA	260	200.00 HP	240	150.00 HP	R8	UL Open, 1, 12	38.00 x 11.81 x 15.47	152.2	44.23 x 13.80 x 17.77	170.0	Interpolated
575-600		Axx580-01-144A-6	NA	NA	144	150.00 HP	125	125.00 HP	R8	UL Open, 1, 12	38.00 x 11.81 x 15.47	152.2	44.23 x 13.80 x 17.77	170.0	Interpolated
380-480	For ACx580: x = S, H, or Q (IEC)	ACx580-01-363A-4	363	200.00 kW	345	200.00 kW	293	160.00 kW	R9	IP 20, 21, 55	37.60 x 14.96 x 16.46	214.0	46.75 x 16.95 x 18.60	224.9	Interpolated
		ACx580-01-430A-4	430	250.00 kW	400	200.00 kW	363	200.00 kW	R9	IP 20, 21, 55	37.60 x 14.96 x 16.46	214.0	46.75 x 16.95 x 18.60	224.9	Interpolated
575-600		ACx580-01-192A-6	NA	NA	192	150.00 kW	144	110.00 kW	R9	IP 20, 21, 55	37.60 x 14.96 x 16.46	214.0	46.75 x 16.95 x 18.60	224.9	Interpolated
		ACx580-01-242A-6	NA	NA	242	180.00 kW	192	150.00 kW	R9	IP 20, 21, 55	37.60 x 14.96 x 16.46	214.0	46.75 x 16.95 x 18.60	224.9	Interpolated
		ACx580-01-271A-6	NA	NA	257	180.00 kW	210	150.00 kW	R9	IP 20, 21, 55	37.60 x 14.96 x 16.46	214.0	46.75 x 16.95 x 18.60	224.9	Interpolated
	For Axx580: xx = CS, CH, CQ, or YK (NEC)	Axx580-01-192A-6	NA	NA	192	200.00 HP	144	150.00 HP	R9	UL Open, 1, 12	37.60 x 14.96 x 16.46	214.0	46.75 x 16.95 x 18.60	224.9	Interpolated
		Axx580-01-242A-6	NA	NA	242	250.00 HP	192	200.00 HP	R9	UL Open, 1, 12	37.60 x 14.96 x 16.46	214.0	46.75 x 16.95 x 18.60	224.9	Interpolated
		Axx580-01-271A-6	NA	NA	271	250.00 HP	210	200.00 HP	R9	UL Open, 1, 12	37.60 x 14.96 x 16.46	214.0	46.75 x 16.95 x 18.60	224.9	Interpolated
440-480		Axx580-01-302A-4	NA	NA	302	250.00 HP	260	200.00 HP	R9	UL Open, 1, 12	37.60 x 14.96 x 16.46	214.0	46.75 x 16.95 x 18.60	224.9	Interpolated
		Axx580-01-361A-4	NA	NA	361	300.00 HP	302	250.00 HP	R9	UL Open, 1, 12	37.60 x 14.96 x 16.46	214.0	46.75 x 16.95 x 18.60	224.9	Interpolated
		Axx580-01-414A-4	NA	NA	414	350.00 HP	361	300.00 HP	R9	UL Open, 1, 12	37.60 x 14.96 x 16.46	214.0	46.75 x 16.95 x 18.60	224.9	Interpolated
		ACH580-01-414A-4	NA	NA	414	350.00 HP	361	300.00 HP	R9	UL Open, 1, **12**	-	-	39.0[7] x 15.0 x 19.0	216.0	UUT-02
380-415	ACS880 See Note 2 below	ACS880-01-363A-3	363	200.00 kW	345	200.00 kW	293	160.00 kW	R9	UL Open, 1, 12; IP 20,21,55	37.60 x 14.96 x 16.27	209.5	46.75 x 16.95 x 18.78	224.9	Interpolated
		ACS880-01-430A-3	430	250.00 kW	400	250.00 kW	363	200.00 kW	R9	UL Open, 1, 12; IP 20,21,55	37.60 x 14.96 x 16.27	209.5	46.75 x 16.95 x 18.78	224.9	Interpolated
525-690		ACS880-01-210A-7	NA	NA	242	250.00 HP	192	200.00 HP	R9	UL Open, 1, 12; IP 20,21,55	37.60 x 14.96 x 16.27	209.5	46.75 x 16.95 x 18.78	224.9	Interpolated
		ACS880-01-271A-7	NA	NA	271	250.00 HP	242	250.00 HP	R9	UL Open, 1, 12; IP 20,21,55	37.60 x 14.96 x 16.27	209.5	46.75 x 16.95 x 18.78	224.9	Interpolated
380-500		ACS880-01-302A-5	NA	NA	302	250.00 HP	360	200.00 HP	R9	UL Open, 1, 12; IP 20,21,55	37.60 x 14.96 x 16.27	209.5	46.75 x 16.95 x 18.78	224.9	Interpolated
		ACS880-01-361A-5	NA	NA	361	300.00 HP	302	250.00 HP	R9	UL Open, 1, 12; IP 20,21,55	37.60 x 14.96 x 16.27	209.5	46.75 x 16.95 x 18.78	224.9	Interpolated
		ACS880-01-414A-5	NA	NA	414	350.00 kW	361	300.00 HP	R9	UL Open, 1, 12; IP 20,21,55	37.60 x 14.96 x 16.27	209.5	46.75 x 16.95 x 18.78	224.9	Interpolated
		ACS880-01-414A-5	NA	NA	414	350.00 kW	361	300.00 HP	R9	UL Open, 1, **12**; IP 20,21,55	-	-	37.0[7] x 15.0 x 19.0	225	UUT-15

Notes:
1. ABB is the manufacturer for all units.
2. For ACS880-01-xxxx-2, -5, -7 both NEC and IEC ratings apply. Table shows only NEC rating. ACS880-01-xxxx-3 is only available as IEC rating.
3. All units were tested in rigid and isolated mounting configurations to SDS=2.0 at z/h=1.0, and SDS=2.5 at z/h=0.0.
4. Type Code appended to model number when an Optional Subcomponent is used
5. AYK580-01 units are identical to ACx580-01 units other than software and branding
6. Listed drive model was tested as a subcomponent within listed UUT
7. UUT height measurement does not include drip hood

BOARD OF PROFESSIONAL ENGINEERS OF ONTARIO
OSP-0575
Reviewed by: Mohammad Aliabadi
PROFESSIONAL ENGINEER
ONTARIO

Table 4 - Certified Subcomponents - Drives - 580-01 & 880-01 - Rigid/Isolated Wall Mount Around Perimeter Using Flange Kit

System Voltage [V]	Model[6]	ABB Model Number	Normal Duty Ratings		Light Duty Ratings		Heavy Duty Ratings		Frame Size	Available Enclosure Types	Type 1		Type 12		UUT
			Current [A]	kW / HP	Current [A]	kW / HP	Current [A]	kW / HP			Max Dimensions H x W x D [in]	Max Drv. Wt. [lbs]	Max Dimensions H x W x D [in]	Max Drv. Wt. [lbs]	
200-240	For ACx580: x = S, H, or Q (IEC)	ACx580-01-04A7-2	4.7	0.75 kW	4.6	0.75 kW	3.5	0.75 kW	R1	IP 20, 21, 55	14.69 x 4.92 x 8.78	10.2	17.78 x 5.04 x 9.17	10.6	Extrapolated
		ACx580-01-06A7-2	6.7	1.10 kW	6.6	1.10 kW	4.6	0.75 kW	R1	IP 20, 21, 55	14.69 x 4.92 x 8.78	10.2	17.78 x 5.04 x 9.17	10.6	Extrapolated
		ACx580-01-07A6-2	7.6	1.50 kW	7.5	1.50 kW	6.6	1.10 kW	R1	IP 20, 21, 55	14.69 x 4.92 x 8.78	10.2	17.78 x 5.04 x 9.17	10.6	Extrapolated
		ACx580-01-012A-2	12.0	2.20 kW	11.8	2.20 kW	7.5	1.50 kW	R1	IP 20, 21, 55	14.69 x 4.92 x 8.78	10.2	17.78 x 5.04 x 9.17	10.6	Extrapolated
		ACx580-01-018A-2	16.9	4.00 kW	16.7	4.00 kW	10.6	2.20 kW	R1	IP 20, 21, 55	14.69 x 4.92 x 8.78	10.2	17.78 x 5.04 x 9.17	10.6	Extrapolated
380-480		ACx580-01-02A7-4	2.6	0.75 kW	2.5	0.75 kW	1.8	0.55 kW	R1	IP 20, 21, 55	14.69 x 4.92 x 8.78	10.2	17.78 x 5.04 x 9.17	10.6	Extrapolated
		ACx580-01-03A4-4	3.3	1.10 kW	3.1	1.10 kW	2.6	0.75 kW	R1	IP 20, 21, 55	14.69 x 4.92 x 8.78	10.2	17.78 x 5.04 x 9.17	10.6	Extrapolated
		ACx580-01-04A1-4	4	1.50 kW	3.8	1.50 kW	3.3	1.10 kW	R1	IP 20, 21, 55	14.69 x 4.92 x 8.78	10.2	17.78 x 5.04 x 9.17	10.6	Extrapolated
		ACx580-01-05A7-4	5.6	2.20 kW	5.3	2.20 kW	4	1.50 kW	R1	IP 20, 21, 55	14.69 x 4.92 x 8.78	10.2	17.78 x 5.04 x 9.17	10.6	Extrapolated
		ACx580-01-07A3-4	7.2	3.00 kW	6.8	3.00 kW	5.6	2.20 kW	R1	IP 20, 21, 55	14.69 x 4.92 x 8.78	10.2	17.78 x 5.04 x 9.17	10.6	Extrapolated
		ACx580-01-09A5-4	9.4	4.00 kW	8.9	4.00 kW	7.2	3.00 kW	R1	IP 20, 21, 55	14.69 x 4.92 x 8.78	10.2	17.78 x 5.04 x 9.17	10.6	Extrapolated
		ACx580-01-12A7-4	12.6	5.50 kW	12	5.50 kW	9.4	4.00 kW	R1	IP 20, 21, 55	14.69 x 4.92 x 8.78	10.2	17.78 x 5.04 x 9.17	10.6	Extrapolated
200-240	For Axx580: xx = CS, CH, CQ, or YK (NEC)	Axx580-01-04A6-2	4.6	1.00 HP	4.6	1.00 HP	3.5	0.80 HP	R1	UL Open, 1, 12	14.69 x 4.92 x 8.78	10.2	17.78 x 5.04 x 9.17	10.6	Extrapolated
		Axx580-01-06A6-2	6.6	1.50 HP	6.6	1.50 HP	4.6	1.00 HP	R1	UL Open, 1, 12	14.69 x 4.92 x 8.78	10.2	17.78 x 5.04 x 9.17	10.6	Extrapolated
		Axx580-01-07A5-2	7.5	2.00 HP	7.5	2.00 HP	6.6	1.50 HP	R1	UL Open, 1, 12	14.69 x 4.92 x 8.78	10.2	17.78 x 5.04 x 9.17	10.6	Extrapolated
		Axx580-01-10A6-2	10.6	3.00 HP	10.6	3.00 HP	7.5	2.00 HP	R1	UL Open, 1, 12	14.69 x 4.92 x 8.78	10.2	17.78 x 5.04 x 9.17	10.6	Extrapolated
		Axx580-01-017A-2	16.7	5.00 HP	16.7	5.00 HP	10.6	3.00 HP	R1	UL Open, 1, 12	14.69 x 4.92 x 8.78	10.2	17.78 x 5.04 x 9.17	10.6	Extrapolated
440-480		Axx580-01-02A1-4	NA	NA	2.1	1.00 HP	1.6	0.75 HP	R1	UL Open, 1, 12	14.69 x 4.92 x 8.78	10.2	17.78 x 5.04 x 9.17	10.6	Extrapolated
		Axx580-01-03A0-4	NA	NA	3	1.50 HP	2.1	1.00 HP	R1	UL Open, 1, 12	14.69 x 4.92 x 8.78	10.2	17.78 x 5.04 x 9.17	10.6	Extrapolated
		Axx580-01-03A5-4	NA	NA	3.5	2.00 HP	3	1.50 HP	R1	UL Open, 1, 12	14.69 x 4.92 x 8.78	10.2	17.78 x 5.04 x 9.17	10.6	Extrapolated
		Axx580-01-04A8-4	NA	NA	4.8	3.00 HP	3.4	2.00 HP	R1	UL Open, 1, 12	14.69 x 4.92 x 8.78	10.2	17.78 x 5.04 x 9.17	10.6	Extrapolated
		Axx580-01-06A0-4	NA	NA	6	3.00 HP	4	3.00 HP	R1	UL Open, 1, 12	14.69 x 4.92 x 8.78	10.2	17.78 x 5.04 x 9.17	10.6	Extrapolated
		Axx580-01-07A6-4	NA	NA	7.6	5.00 HP	4.8	3.00 HP	R1	UL Open, 1, 12	14.69 x 4.92 x 8.78	10.2	17.78 x 5.04 x 9.17	10.6	Extrapolated
		Axx580-01-012A-4	NA	NA	12	7.50 HP	7.6	5.00 HP	R1	UL Open, 1, 12	14.69 x 4.92 x 8.78	10.2	17.78 x 5.04 x 9.17	10.6	Extrapolated
200-240	For ACx580: x = S, H, or Q (IEC)	ACx580-01-025A-2	24.5	5.50 kW	24.2	5.50 kW	16.7	4.00 kW	R2	IP 20, 21, 55	18.62 x 4.94 x 9.00	14.6	21.49 x 5.06 x 9.41	15.0	Extrapolated
		ACx580-01-032A-2	31.2	7.50 kW	30.8	7.50 kW	24.2	5.50 kW	R2	IP 20, 21, 55	18.62 x 4.94 x 9.00	14.6	21.49 x 5.06 x 9.41	15.0	Extrapolated
380-480		ACx580-01-018A-4	17	7.50 kW	16.2	7.50 kW	12.6	5.50 kW	R2	IP 20, 21, 55	18.62 x 4.94 x 9.00	14.6	21.49 x 5.06 x 9.41	15.0	Extrapolated
		ACx580-01-026A-4	25	11.00 kW	23.8	11.00 kW	17	7.50 kW	R2	IP 20, 21, 55	18.62 x 4.94 x 9.00	14.6	21.49 x 5.06 x 9.41	15.0	Extrapolated
575-600		ACx580-01-02A7-6	NA	NA	2.7	1.50 kW	2.4	1.10 kW	R2	IP 20, 21, 55	18.62 x 4.94 x 9.00	14.6	21.49 x 5.06 x 9.41	15.0	Extrapolated
		ACx580-01-03A9-6	NA	NA	3.9	2.20 kW	2.7	1.50 kW	R2	IP 20, 21, 55	18.62 x 4.94 x 9.00	14.6	21.49 x 5.06 x 9.41	15.0	Extrapolated
		ACx580-01-06A1-6	NA	NA	6.1	4.00 kW	3.9	2.20 kW	R2	IP 20, 21, 55	18.62 x 4.94 x 9.00	14.6	21.49 x 5.06 x 9.41	15.0	Extrapolated
		ACx580-01-09A0-6	NA	NA	9	5.50 kW	6.1	4.00 kW	R2	IP 20, 21, 55	18.62 x 4.94 x 9.00	14.6	21.49 x 5.06 x 9.41	15.0	Extrapolated
		ACx580-01-11A0-6	NA	NA	11	7.50 kW	9	5.50 kW	R2	IP 20, 21, 55	18.62 x 4.94 x 9.00	14.6	21.49 x 5.06 x 9.41	15.0	Extrapolated
		ACx580-01-017A-6	NA	NA	17	11.00 kW	11	7.50 kW	R2	IP 20, 21, 55	18.62 x 4.94 x 9.00	14.6	21.49 x 5.06 x 9.41	15.0	Extrapolated
200-240	For Axx580: xx = CS, CH, CQ, or YK (NEC)	Axx580-01-024A-2	24.2	7.50 HP	24.2	7.50 HP	16.7	5.00 HP	R2	UL Open, 1, 12	18.62 x 4.94 x 9.00	14.6	21.49 x 5.06 x 9.41	15.0	Extrapolated
		Axx580-01-031A-2	31	10.00 HP	31	10.00 HP	24.2	7.50 HP	R2	UL Open, 1, 12	18.62 x 4.94 x 9.00	14.6	21.49 x 5.06 x 9.41	15.0	Extrapolated
440-480		Axx580-01-014A-4	NA	NA	14	10.00 HP	11	7.50 HP	R2	UL Open, 1, 12	18.62 x 4.94 x 9.00	14.6	21.49 x 5.06 x 9.41	15.0	Extrapolated
		Axx580-01-023A-4	NA	NA	23	15.00 HP	15	10.00 HP	R2	UL Open, 1, 12	18.62 x 4.94 x 9.00	14.6	21.49 x 5.06 x 9.41	15.0	Extrapolated
575-600		Axx580-01-02A7-6	NA	NA	2.7	2.00 HP	2.4	1.50 HP	R2	UL Open, 1, 12	18.62 x 4.94 x 9.00	14.6	21.49 x 5.06 x 9.41	15.0	Extrapolated
		Axx580-01-03A9-6	NA	NA	3.9	3.00 HP	2.7	2.00 HP	R2	UL Open, 1, 12	18.62 x 4.94 x 9.00	14.6	21.49 x 5.06 x 9.41	15.0	Extrapolated
		Axx580-01-06A1-6	NA	NA	6.1	5.00 HP	3.9	3.00 HP	R2	UL Open, 1, 12	18.62 x 4.94 x 9.00	14.6	21.49 x 5.06 x 9.41	15.0	Extrapolated
		Axx580-01-09A0-6	NA	NA	9	7.50 HP	6.1	5.00 HP	R2	UL Open, 1, 12	18.62 x 4.94 x 9.00	14.6	21.49 x 5.06 x 9.41	15.0	Extrapolated
		Axx580-01-011A-6	NA	NA	11	10.00 HP	9	7.50 HP	R2	UL Open, 1, 12	18.62 x 4.94 x 9.00	14.6	21.49 x 5.06 x 9.41	15.0	Extrapolated
		Axx580-01-017A-6	NA	NA	17	15.00 HP	11	10.00 HP	R2	UL Open, 1, 12	18.62 x 4.94 x 9.00	14.6	21.49 x 5.06 x 9.41	15.0	Extrapolated

Notes:
1. ABB is the manufacturer for all units.
2. For ACS880-01-xxxx-2, -5, -7 both NEC and IEC ratings apply. Table shows only NEC rating. ACS880-01-xxxx-3 is only available as an IEC rating.
3. Flange Kit options are available for all units, Type Code +C135
4. All units were tested in rigid and isolated mounting configurations to S_{DS}=2.0 at z/h=1.0, and S_{DS}=2.5 at z/h=0.0.
5. When an Optional Subcomponent is present, its Type Code is appended to the model number
6. AYK580-01 units are identical to ACx580-01 units other than software and branding

REVIEWED FOR CODE COMPLIANCE
OSHPD
OSP-0575
Eng. Mohammad Vahdani
03/19/2021
STATE OF CALIFORNIA BUILDING CODE 2019

Table 4 - Certified Subcomponents - Drives - 580-01 & 880-01 - Rigid/Isolated Wall Mount Around Perimeter Using Flange Kit (Cont.)

System Voltage [V]	Model[6]	ABB Model Number	Normal Duty Ratings		Light Duty Ratings		Heavy Duty Ratings		Frame Size	Available Enclosure Types	Type 1		Type 12		UUT
			Current [A]	kW / HP	Current [A]	kW / HP	Current [A]	kW / HP			Max Dimensions H x W x D [in]	Max Drv. Wt. [lbs]	Max Dimensions H x W x D [in]	Max Drv. Wt. [lbs]	
208-240	ACS880 See Note 2 below	ACS880-01-04A6-2	4.6	1.00 HP	4.4	1.00 HP	3.7	0.75 HP	R1	UL Open, 1, 12; IP 20,21,55	16.11 x 6.10 x 8.91	15.5	17.72 x 6.38 x 11.50	18.0	Extrapolated
		ACS880-01-06A6-2	6.6	1.50 HP	6.3	1.50 HP	4.6	1.00 HP	R1	UL Open, 1, 12; IP 20,21,55	16.11 x 6.10 x 8.91	15.5	17.72 x 6.38 x 11.50	18.0	Extrapolated
		ACS880-01-07A5-2	7.5	2.00 HP	7.1	2.00 HP	6.6	1.50 HP	R1	UL Open, 1, 12; IP 20,21,55	16.11 x 6.10 x 8.91	15.5	17.72 x 6.38 x 11.50	18.0	Extrapolated
		ACS880-01-10A6-2	10.6	3.00 HP	10.1	3.00 HP	7.5	2.00 kW	R1	UL Open, 1, 12; IP 20,21,55	16.11 x 6.10 x 8.91	15.5	17.72 x 6.38 x 11.50	18.0	Extrapolated
380-415		ACS880-01-02A4-3	2.4	0.75 kW	2.3	0.75 kW	1.8	0.55 kW	R1	UL Open, 1, 12; IP 20,21,55	16.11 x 6.10 x 8.91	15.5	17.72 x 6.38 x 11.50	18.0	Extrapolated
		ACS880-01-03A3-3	3.3	1.10 kW	3.1	1.10 kW	2.4	0.75 kW	R1	UL Open, 1, 12; IP 20,21,55	16.11 x 6.10 x 8.91	15.5	17.72 x 6.38 x 11.50	18.0	Extrapolated
		ACS880-01-04A0-3	4	1.50 kW	3.8	1.50 kW	3.3	1.10 kW	R1	UL Open, 1, 12; IP 20,21,55	16.11 x 6.10 x 8.91	15.5	17.72 x 6.38 x 11.50	18.0	Extrapolated
		ACS880-01-05A6-3	5.6	2.20 kW	5.3	2.20 kW	4	1.50 kW	R1	UL Open, 1, 12; IP 20,21,55	16.11 x 6.10 x 8.91	15.5	17.72 x 6.38 x 11.50	18.0	Extrapolated
		ACS880-01-07A2-3	8	3.00 kW	7.6	3.00 kW	5.6	2.20 kW	R1	UL Open, 1, 12; IP 20,21,55	16.11 x 6.10 x 8.91	15.5	17.72 x 6.38 x 11.50	18.0	Extrapolated
		ACS880-01-09A4-3	10	4.00 kW	9.5	4.00 kW	8	3.00 kW	R1	UL Open, 1, 12; IP 20,21,55	16.11 x 6.10 x 8.91	15.5	17.72 x 6.38 x 11.50	18.0	Extrapolated
		ACS880-01-12A6-3	12.9	5.50 kW	12	5.50 kW	10	4.00 kW	R1	UL Open, 1, 12; IP 20,21,55	16.11 x 6.10 x 8.91	15.5	17.72 x 6.38 x 11.50	18.0	Extrapolated
380-500		ACS880-01-02A1-5	NA	NA	2.1	1.00 HP	1.7	0.75 HP	R1	UL Open, 1, 12; IP 20,21,55	16.11 x 6.10 x 8.91	15.5	17.72 x 6.38 x 11.50	18.0	Extrapolated
		ACS880-01-03A0-5	NA	NA	3	1.50 HP	2.1	1.00 HP	R1	UL Open, 1, 12; IP 20,21,55	16.11 x 6.10 x 8.91	15.5	17.72 x 6.38 x 11.50	18.0	Extrapolated
		ACS880-01-03A4-5	NA	NA	3.4	2.00 HP	3	1.50 HP	R1	UL Open, 1, 12; IP 20,21,55	16.11 x 6.10 x 8.91	15.5	17.72 x 6.38 x 11.50	18.0	Extrapolated
		ACS880-01-04A8-5	NA	NA	4.8	3.00 HP	3.4	2.00 HP	R1	UL Open, 1, 12; IP 20,21,55	16.11 x 6.10 x 8.91	15.5	17.72 x 6.38 x 11.50	18.0	Extrapolated
		ACS880-01-05A2-5	NA	NA	5.2	3.00 HP	4.8	2.00 HP	R1	UL Open, 1, 12; IP 20,21,55	16.11 x 6.10 x 8.91	15.5	17.72 x 6.38 x 11.50	18.0	Extrapolated
		ACS880-01-07A6-5	NA	NA	7.6	5.00 HP	5.2	3.00 HP	R1	UL Open, 1, 12; IP 20,21,55	16.11 x 6.10 x 8.91	15.5	17.72 x 6.38 x 11.50	18.0	Extrapolated
		ACS880-01-11A0-5	NA	NA	11	7.50 HP	7.6	5.00 HP	R1	UL Open, 1, 12; IP 20,21,55	16.11 x 6.10 x 8.91	15.5	17.72 x 6.38 x 11.50	18.0	Extrapolated
208-240		ACS880-01-16A8-2	16.8	5.00 HP	16	5.00 HP	10.6	3.00 HP	R2	UL Open, 1, 12; IP 20,21,55	16.11 x 6.10 x 9.82	19.0	17.72 x 6.38 x 12.40	21.0	Extrapolated
		ACS880-01-24A3-2	24.3	7.50 HP	23.1	7.50 HP	16.8	5.00 HP	R2	UL Open, 1, 12; IP 20,21,55	16.11 x 6.10 x 9.82	19.0	17.72 x 6.38 x 12.40	21.0	Extrapolated
380-415		ACS880-01-017A-3	17	7.50 kW	16	7.50 kW	12.6	5.50 kW	R2	UL Open, 1, 12; IP 20,21,55	16.11 x 6.10 x 9.82	19.0	17.72 x 6.38 x 12.40	21.0	Extrapolated
		ACS880-01-025A-3	25	11.00 kW	24	11.00 kW	17	7.50 kW	R2	UL Open, 1, 12; IP 20,21,55	16.11 x 6.10 x 9.82	19.0	17.72 x 6.38 x 12.40	21.0	Extrapolated
380-500		ACS880-01-014A-5	NA	NA	14	10.00 HP	11	7.50 HP	R2	UL Open, 1, 12; IP 20,21,55	16.11 x 6.10 x 9.82	19.0	17.72 x 6.38 x 12.40	21.0	Extrapolated
		ACS880-01-021A-5	NA	NA	21	15.00 HP	14	10.00 HP	R2	UL Open, 1, 12; IP 20,21,55	16.11 x 6.10 x 9.82	19.0	17.72 x 6.38 x 12.40	21.0	Extrapolated
208-240		ACS880-01-031A-2	31	10.00 HP	29.3	10.00 HP	24.3	7.50 HP	R3	UL Open, 1, 12; IP 20,21,55	18.71 x 6.8 x 10.28	24.0	20.7 x 7.09 x 12.87	26.5	Extrapolated
380-415		ACS880-01-032A-3	32	15.00 kW	30	15.00 kW	25	11.00 kW	R3	UL Open, 1, 12; IP 20,21,55	18.71 x 6.8 x 10.28	24.0	20.7 x 7.09 x 12.87	26.5	Extrapolated
		ACS880-01-038A-3	38	18.50 kW	36	18.50 kW	32	15.00 kW	R3	UL Open, 1, 12; IP 20,21,55	18.71 x 6.8 x 10.28	24.0	20.7 x 7.09 x 12.87	26.5	Extrapolated
380-500		ACS880-01-027A-5	NA	NA	27	20.00 HP	21	15.00 HP	R3	UL Open, 1, 12; IP 20,21,55	18.71 x 6.8 x 10.28	24.0	20.7 x 7.09 x 12.87	26.5	Extrapolated
		ACS880-01-034A-5	NA	NA	34	25.00 HP	27	20.00 HP	R3	UL Open, 1, 12; IP 20,21,55	18.71 x 6.8 x 10.28	24.0	20.7 x 7.09 x 12.87	26.5	Extrapolated
525-690		ACS880-01-07A4-7	NA	NA	7	5.00 HP	5.6	3.00 HP	R3	UL Open, 1, 12; IP 20,21,55	18.71 x 6.8 x 10.28	24.0	20.7 x 7.09 x 12.87	26.5	Extrapolated
		ACS880-01-09A9-7	NA	NA	9.4	7.50 HP	7.4	5.00 HP	R3	UL Open, 1, 12; IP 20,21,55	18.71 x 6.8 x 10.28	24.0	20.7 x 7.09 x 12.87	26.5	Extrapolated
		ACS880-01-14A3-7	NA	NA	13.6	10.00 HP	9.9	7.50 HP	R3	UL Open, 1, 12; IP 20,21,55	18.71 x 6.8 x 10.28	24.0	20.7 x 7.09 x 12.87	26.5	Extrapolated
		ACS880-01-019A-7	NA	NA	18	15.00 HP	14.3	10.00 HP	R3	UL Open, 1, 12; IP 20,21,55	18.71 x 6.8 x 10.28	24.0	20.7 x 7.09 x 12.87	26.5	Extrapolated
		ACS880-01-023A-7	NA	NA	22	20.00 HP	19	15.00 HP	R3	UL Open, 1, 12; IP 20,21,55	18.71 x 6.8 x 10.28	24.0	20.7 x 7.09 x 12.87	26.5	Extrapolated
		ACS880-01-027A-7	NA	NA	27	25.00 HP	23	20.00 HP	R3	UL Open, 1, 12; IP 20,21,55	18.71 x 6.8 x 10.28	24.0	20.7 x 7.09 x 12.87	26.5	Extrapolated
200-240	For Axx580: xx = CS, CH, CQ, or YK (NEC)	Axx580-01-046A-2	46.2	15.00 HP	46.2	15.00 HP	30.8	10.00 HP	R3	UL Open, 1, 12	19.29 x 7.99 x 9.02	26.1	20.93 x 8.16 x 9.33	28.7	Extrapolated
		Axx580-01-059A-2	59.4	20.00 HP	59.4	20.00 HP	46.2	15.00 HP	R3	UL Open, 1, 12	19.29 x 7.99 x 9.02	26.1	20.93 x 8.16 x 9.33	28.7	Extrapolated
440-480		Axx580-01-027A-4	NA	NA	27	20.00 HP	21	15.00 HP	R3	UL Open, 1, 12	19.29 x 7.99 x 9.02	26.1	20.93 x 8.16 x 9.33	28.7	Extrapolated
		Axx580-01-034A-4	NA	NA	34	25.00 HP	27	20.00 HP	R3	UL Open, 1, 12	19.29 x 7.99 x 9.02	26.1	20.93 x 8.16 x 9.33	28.7	Extrapolated
		Axx580-01-044A-4	NA	NA	44	30.00 HP	34	25.00 HP	R3	UL Open, 1, 12	19.29 x 7.99 x 9.02	26.1	20.93 x 8.16 x 9.33	28.7	Extrapolated
575-600	For Axx580: xx = CS, CH, CQ, or YK (NEC)	Axx580-01-022A-6	NA	NA	22	20.00 HP	17	15.00 HP	R3	UL Open, 1, 12	19.29 x 7.99 x 9.02	26.1	20.93 x 8.16 x 9.33	28.7	Extrapolated
		Axx580-01-027A-6	NA	NA	27	25.00 HP	22	20.00 HP	R3	UL Open, 1, 12	19.29 x 7.99 x 9.02	26.1	20.93 x 8.16 x 9.33	28.7	Extrapolated
		Axx580-01-032A-6	NA	NA	32	30.00 HP	27	25.00 HP	R3	UL Open, 1, 12	19.29 x 7.99 x 9.02	26.1	20.93 x 8.16 x 9.33	28.7	Extrapolated

Notes:
1. ABB is the manufacturer for all units.
2. For ACS880-01-xxxx-2, -5, -7 both NEC and IEC ratings apply. Table shows only NEC rating. ACS880-01-xxxx-3 is only available as an IEC rating.
3. Flange Kit options are available for all units, Type Code +C135
4. All units were tested in rigid and isolated mounting configurations to S_{DS}=2.0 at z/h=1.0, and S_{DS}=2.5 at z/h=0.0.
5. When an Optional Subcomponent is present, its Type Code is appended to the model number
6. AYK580-01 units are identical to ACx580-01 units other than software and branding

Table 4 - Certified Subcomponents - Drives - 580-01 & 880-01 - Rigid/Isolated Wall Mount Around Perimeter Using Flange Kit (Cont.)

System Voltage [V]	Model[6]	ABB Model Number	Normal Duty Ratings		Light Duty Ratings		Heavy Duty Ratings		Frame Size	Available Enclosure Types	Type 1		Type 12		UUT
			Current [A]	kW / HP	Current [A]	kW / HP	Current [A]	kW / HP			Max Dimensions H x W x D [in]	Max Drv. Wt. [lbs]	Max Dimensions H x W x D [in]	Max Drv. Wt. [lbs]	
200-240	For ACx580: x = S, H, or Q (IEC)	ACx580-01-047A-2	46.7	11.00 kW	46.2	11.00 kW	30.8	7.50 kW	R3	IP 20, 21, 55	19.29 x 7.99 x 9.02	26.1	20.93 x 8.16 x 9.33	28.7	Extrapolated
		ACx580-01-060A-2	60.0	15.00 kW	59.4	15.00 kW	46.2	11.00 kW	R3	IP 20, 21, 55	19.29 x 7.99 x 9.02	26.1	20.93 x 8.16 x 9.33	28.7	Extrapolated
380-480		ACx580-01-033A-4	32	15.00 kW	30.4	15.00 kW	24.6	11.00 kW	R3	IP 20, 21, 55	19.29 x 7.99 x 9.02	26.1	20.93 x 8.16 x 9.33	28.7	Extrapolated
		ACx580-01-039A-4	38	18.50 kW	36.1	18.50 kW	31.6	15.00 kW	R3	IP 20, 21, 55	19.29 x 7.99 x 9.02	26.1	20.93 x 8.16 x 9.33	28.7	Extrapolated
		ACx580-01-046A-4	45	22.00 kW	42.8	22.00 kW	37.7	18.50 kW	R3	IP 20, 21, 55	19.29 x 7.99 x 9.02	26.1	20.93 x 8.16 x 9.33	28.7	Extrapolated
575-600		ACx580-01-022A-6	NA	NA	22	15.00 kW	17	11.00 kW	R3	IP 20, 21, 55	19.29 x 7.99 x 9.02	26.1	20.93 x 8.16 x 9.33	28.7	Extrapolated
		ACx580-01-027A-6	NA	NA	27	18.50 kW	22	15.00 kW	R3	IP 20, 21, 55	19.29 x 7.99 x 9.02	26.1	20.93 x 8.16 x 9.33	28.7	Extrapolated
		ACx580-01-032A-6	NA	NA	32	22.00 kW	27	19.00 kW	R3	IP 20, 21, 55	19.29 x 7.99 x 9.02	26.1	20.93 x 8.16 x 9.33	28.7	Extrapolated
208-240	ACS880 See Note 2 below	ACS880-01-046A-2	46	15.00 HP	44	15.00 HP	38	10.00 HP	R4	UL Open, 1, 12; IP 20,21,55	22.85 x 7.99 x 10.8	41.1	28.93 x 9.30 x 13.54	42.2	Extrapolated
		ACS880-01-061A-2	61	20.00 HP	58	20.00 HP	45	15.00 HP	R4	UL Open, 1, 12; IP 20,21,55	22.85 x 7.99 x 10.8	41.1	28.93 x 9.30 x 13.54	42.2	Extrapolated
380-415		ACS880-01-045A-3	45	22.00 kW	43	22.00 kW	38	18.50 kW	R4	UL Open, 1, 12; IP 20,21,55	22.85 x 7.99 x 10.8	41.1	28.93 x 9.30 x 13.54	42.2	Extrapolated
		ACS880-01-061A-3	61	30.00 kW	58	30.00 kW	45	22.00 kW	R4	UL Open, 1, 12; IP 20,21,55	22.85 x 7.99 x 10.8	41.1	28.93 x 9.30 x 13.54	42.2	Extrapolated
380-500		ACS880-01-040A-5	NA	NA	40	30.00 HP	34	25.00 HP	R4	UL Open, 1, 12; IP 20,21,55	22.85 x 7.99 x 10.8	41.1	28.93 x 9.30 x 13.54	42.2	Extrapolated
		ACS880-01-052A-5	NA	NA	52	40.00 HP	40	30.00 HP	R4	UL Open, 1, 12; IP 20,21,55	22.85 x 7.99 x 10.8	41.1	28.93 x 9.30 x 13.54	42.2	Extrapolated
200-240	For ACx580: x = S, H, or Q (IEC)	ACx580-01-076A-2	76	18.50 kW	74.8	18.50 kW	59.4	15.00 kW	R4	IP 20, 21, 55	25.04 x 7.99 x 10.13	41.9	27.03 x 8.59 x 10.43	44.1	Extrapolated
380-480		ACx580-01-062A-4	62	30.00 kW	58	30.00 kW	45	22.00 kW	R4	IP 20, 21, 55	25.04 x 7.99 x 10.13	41.9	27.03 x 8.59 x 10.43	44.1	Extrapolated
		ACx580-01-073A-4	73	37.00 kW	68	37.00 kW	61	30.00 kW	R4	IP 20, 21, 55	25.04 x 7.99 x 10.13	41.9	27.03 x 8.59 x 10.43	44.1	Extrapolated
200-240	For Axx580: xx = CS, CH, CQ, or YK (NEC)	Axx580-01-075A-2	74.8	25.00 HP	74.8	25.00 HP	59.4	20.00 HP	R4	UL Open, 1, 12	25.04 x 7.99 x 10.13	41.9	27.03 x 8.59 x 10.43	44.1	Extrapolated
440-480		Axx580-01-052A-4	NA	NA	52	40.00 HP	40	30.00 HP	R4	UL Open, 1, 12	25.04 x 7.99 x 10.13	41.9	27.03 x 8.59 x 10.43	44.1	Extrapolated
		Axx580-01-065A-4	NA	NA	65	50.00 HP	52	40.00 HP	R4	UL Open, 1, 12	25.04 x 7.99 x 10.13	41.9	27.03 x 8.59 x 10.43	44.1	Extrapolated
		Axx580-01-077A-4	NA	NA	77	60.00 HP	65	50.00 HP	R4	UL Open, 1, 12	25.04 x 7.99 x 10.13	41.9	27.03 x 8.59 x 10.43	44.1	Extrapolated
208-240	ACS880 See Note 2 below	ACS880-01-075A-2	75	25.00 HP	71	25.00 HP	61	20.00 HP	R5	UL Open, 1, 12; IP 20,21,55	28.82 x 7.99 x 10.79	50.3	34.89 x 9.30 x 13.54	52.0	Extrapolated
		ACS880-01-087A-2	87	30.00 HP	83	30.00 HP	72	25.00 HP	R5	UL Open, 1, 12; IP 20,21,55	28.82 x 7.99 x 10.79	50.3	34.89 x 9.30 x 13.54	52.0	Extrapolated
380-415		ACS880-01-072A-3	72	37.00 kW	68	37.00 kW	61	30.00 kW	R5	UL Open, 1, 12; IP 20,21,55	28.82 x 7.99 x 10.79	50.3	34.89 x 9.30 x 13.54	52.0	Extrapolated
		ACS880-01-087A-3	87	45.00 kW	83	45.00 kW	72	37.00 kW	R5	UL Open, 1, 12; IP 20,21,55	28.82 x 7.99 x 10.79	50.3	34.89 x 9.30 x 13.54	52.0	Extrapolated
380-500		ACS880-01-065A-5	NA	NA	65	50.00 HP	52	40.00 HP	R5	UL Open, 1, 12; IP 20,21,55	28.82 x 7.99 x 10.79	50.3	34.89 x 9.30 x 13.54	52.0	Extrapolated
		ACS880-01-077A-5	NA	NA	77	60.00 HP	65	50.00 HP	R5	UL Open, 1, 12; IP 20,21,55	28.82 x 7.99 x 10.79	50.3	34.89 x 9.30 x 13.54	52.0	Extrapolated
525-690		ACS880-01-07A3-7	NA	NA	9	7.50 HP	6.1	5.00 HP	R5	UL Open, 1, 12; IP 20,21,55	28.82 x 7.99 x 10.79	50.3	34.89 x 9.30 x 13.54	52.0	Extrapolated
		ACS880-01-09A8-7	NA	NA	11	10.00 HP	9	7.50 HP	R5	UL Open, 1, 12; IP 20,21,55	28.82 x 7.99 x 10.79	50.3	34.89 x 9.30 x 13.54	52.0	Extrapolated
		ACS880-01-14A2-7	NA	NA	17	15.00 HP	11	10.00 HP	R5	UL Open, 1, 12; IP 20,21,55	28.82 x 7.99 x 10.79	50.3	34.89 x 9.30 x 13.54	52.0	Extrapolated
		ACS880-01-018A-7	NA	NA	22	20.00 HP	17	15.00 HP	R5	UL Open, 1, 12; IP 20,21,55	28.82 x 7.99 x 10.79	50.3	34.89 x 9.30 x 13.54	52.0	Extrapolated
		ACS880-01-022A-7	NA	NA	27	25.00 HP	22	20.00 HP	R5	UL Open, 1, 12; IP 20,21,55	28.82 x 7.99 x 10.79	50.3	34.89 x 9.30 x 13.54	52.0	Extrapolated
		ACS880-01-026A-7	NA	NA	32	30.00 HP	27	25.00 HP	R5	UL Open, 1, 12; IP 20,21,55	28.82 x 7.99 x 10.79	50.3	34.89 x 9.30 x 13.54	52.0	Extrapolated
		ACS880-01-035A-7	NA	NA	41	40.00 HP	32	30.00 HP	R5	UL Open, 1, 12; IP 20,21,55	28.82 x 7.99 x 10.79	50.3	34.89 x 9.30 x 13.54	52.0	Extrapolated
		ACS880-01-042A-7	NA	NA	52	50.00 HP	41	40.00 HP	R5	UL Open, 1, 12; IP 20,21,55	28.82 x 7.99 x 10.79	50.3	34.89 x 9.30 x 13.54	52.0	Extrapolated
		ACS880-01-049A-7	NA	NA	52	50.00 HP	41	40.00 HP	R5	UL Open, 1, 12; IP 20,21,55	28.82 x 7.99 x 10.79	50.3	34.89 x 9.30 x 13.54	52.0	Extrapolated
200-240	For ACx580: x = S, H, or Q (IEC)	ACx580-01-089A-2	89	22.00 kW	88	22.00 kW	74.8	18.50 kW	R5	IP 20, 21, 55	28.83 x 7.99 x 11.61	62.4	32.01 x 7.99 x 12.60	64.0	Interpolated
		ACx580-01-115A-2	115	30.00 kW	114	30.00 kW	88	22.00 kW	R5	IP 20, 21, 55	28.83 x 7.99 x 11.61	62.4	32.01 x 7.99 x 12.60	64.0	Interpolated
380-480		ACx580-01-088A-4	88	45.00 kW	83	45.00 kW	72	37.00 kW	R5	IP 20, 21, 55	28.83 x 7.99 x 11.61	62.4	32.01 x 7.99 x 12.60	64.0	Interpolated
		ACx580-01-106A-4	106	55.00 kW	100	55.00 kW	87	45.00 kW	R5	IP 20, 21, 55	28.83 x 7.99 x 11.61	62.4	32.01 x 7.99 x 12.60	64.0	Interpolated
575-600		ACx580-01-041A-6	NA	NA	41	30.00 kW	32	22.00 kW	R5	IP 20, 21, 55	28.83 x 7.99 x 11.61	62.4	32.01 x 7.99 x 12.60	64.0	Interpolated
		ACx580-01-052A-6	NA	NA	52	37.00 kW	41	30.00 kW	R5	IP 20, 21, 55	28.83 x 7.99 x 11.61	62.4	32.01 x 7.99 x 12.60	64.0	Interpolated
		ACx580-01-062A-6	NA	NA	62	45.00 kW	52	37.00 kW	R5	IP 20, 21, 55	28.83 x 7.99 x 11.61	62.4	32.01 x 7.99 x 12.60	64.0	Interpolated
		ACx580-01-077A-6	NA	NA	77	55.00 kW	62	45.00 kW	R5	IP 20, 21, 55	28.83 x 7.99 x 11.61	62.4	32.01 x 7.99 x 12.60	64.0	Interpolated

Notes:
1. ABB is the manufacturer for all units.
2. For ACS880-01-xxxx-2, -5, -7 both NEC and IEC ratings apply. Table shows only NEC rating. ACS880-01-xxxx-3 is only available as an IEC rating.
3. Flange Kit options are available for all units, Type Code +C135
4. All units were tested in rigid and isolated mounting configurations to S_{DS}=2.0 at z/h=1.0, and S_{DS}=2.5 at z/h=0.0.
5. When an Optional Subcomponent is present, its Type Code is appended to the model number
6. AYK580-01 units are identical to ACx580-01 units other than software and branding

Table 4 - Certified Subcomponents - Drives - 580-01 & 880-01 - Rigid/Isolated Wall Mount Around Perimeter Using Flange Kit (Cont.)

System Voltage [V]	Model[6]	ABB Model Number	Normal Duty Ratings		Light Duty Ratings		Heavy Duty Ratings		Frame Size	Available Enclosure Types	Type 1		Type 12		UUT
			Current [A]	kW / HP	Current [A]	kW / HP	Current [A]	kW / HP			Max Dimensions H x W x D [in]	Max Drv. Wt. [lbs]	Max Dimensions H x W x D [in]	Max Drv. Wt. [lbs]	
200-240	For Axx580: xx = CS, CH, CQ, or YK (NEC)	Axx580-01-088A-2	88	30.00 HP	88	30.00 HP	74.8	25.00 HP	R5	UL Open, 1, 12	28.83 x 7.99 x 11.61	62.4	32.01 x 7.99 x 12.60	64.0	Interpolated
		Axx580-01-114A-2	114	40.00 HP	114	40.00 HP	88	30.00 HP	R5	UL Open, 1, 12	28.83 x 7.99 x 11.61	62.4	32.01 x 7.99 x 12.60	64.0	Interpolated
440-480		Axx580-01-078A-4	NA	NA	77	60.00 HP	65	50.00 HP	R5	UL Open, 1, 12	28.83 x 7.99 x 11.61	62.4	32.01 x 7.99 x 12.60	64.0	Interpolated
		Axx580-01-096A-4	NA	NA	96	75.00 HP	77	60.00 HP	R5	UL Open, 1, 12	28.83 x 7.99 x 11.61	62.4	32.01 x 7.99 x 12.60	64.0	Interpolated
		ACH580-01-096A-4	NA	NA	96	75.00 HP	77	60.00 HP	R5	UL Open, 1, 12	25.0 x 8.0 x 12.0	59.0	-	-	UUT-12
575-600		Axx580-01-041A-6	NA	NA	41	40.00 HP	32	30.00 HP	R5	UL Open, 1, 12	28.83 x 7.99 x 11.61	62.4	32.01 x 7.99 x 12.60	64.0	Interpolated
		Axx580-01-052A-6	NA	NA	52	50.00 HP	41	40.00 HP	R5	UL Open, 1, 12	28.83 x 7.99 x 11.61	62.4	32.01 x 7.99 x 12.60	64.0	Interpolated
		Axx580-01-062A-6	NA	NA	62	60.00 HP	52	50.00 HP	R5	UL Open, 1, 12	28.83 x 7.99 x 11.61	62.4	32.01 x 7.99 x 12.60	64.0	Interpolated
		Axx580-01-077A-6	NA	NA	62	60.00 HP	52	50.00 HP	R5	UL Open, 1, 12	28.83 x 7.99 x 11.61	62.4	32.01 x 7.99 x 12.60	64.0	Interpolated
208-240	ACS880 See Note 2 below	ACS880-01-115A-2	115	40.00 HP	109	40	87	30.00 HP	R6	UL Open, 1, 12; IP 20,21,55	28.62 x 9.92 x 14.1	93.1	34.81 x 11.46 x 16.59	95.0	Interpolated
		ACS880-01-145A-2	145	50.00 HP	138	50	105	40.00 HP	R6	UL Open, 1, 12; IP 20,21,55	28.62 x 9.92 x 14.1	93.1	34.81 x 11.46 x 16.59	95.0	Interpolated
380-415		ACS880-01-105A-3	105	55.00 kW	100	55.00 kW	87	45.00 kW	R6	UL Open, 1, 12; IP 20,21,55	28.62 x 9.92 x 14.1	93.1	34.81 x 11.46 x 16.59	95.0	Interpolated
		ACS880-01-145A-3	145	75.00 kW	138	75.00 kW	105	55.00 kW	R6	UL Open, 1, 12; IP 20,21,55	28.62 x 9.92 x 14.1	93.1	34.81 x 11.46 x 16.59	95.0	Interpolated
380-500		ACS880-01-096A-5	NA	NA	96	75.00 HP	77	60.00 HP	R6	UL Open, 1, 12; IP 20,21,55	28.62 x 9.92 x 14.1	93.1	34.81 x 11.46 x 16.59	95.0	Interpolated
		ACS880-01-124A-5	NA	NA	124	100.00 HP	96	75.00 HP	R6	UL Open, 1, 12; IP 20,21,55	28.62 x 9.92 x 14.1	93.1	34.81 x 11.46 x 16.59	95.0	Interpolated
525-690		ACS880-01-061A-7	NA	NA	62	60.00 HP	52	50.00 HP	R6	UL Open, 1, 12; IP 20,21,55	28.62 x 9.92 x 14.1	93.1	34.81 x 11.46 x 16.59	95.0	Interpolated
		ACS880-01-084A-7	NA	NA	77	75.00 HP	62	60.00 HP	R6	UL Open, 1, 12; IP 20,21,55	28.62 x 9.92 x 14.1	93.1	34.81 x 11.46 x 16.59	95.0	Interpolated
200-240	For Axx580: xx = CS, CH, CQ, or YK (NEC)	Axx580-01-143A-2	143	50.00 HP	143	50.00 HP	114	40.00 HP	R6	UL Open, 1, 12	28.62 x 9.92 x 14.53	93.5	34.81 x 11.46 x 16.40	95.0	Interpolated
440-480		Axx580-01-124A-4	NA	NA	124	100.00 HP	96	75.00 HP	R6	UL Open, 1, 12	28.62 x 9.92 x 14.53	93.5	34.81 x 11.46 x 16.40	95.0	Interpolated
200-240	For ACx580: x = S, H, or Q (IEC)	ACx580-01-144A-2	144	37.00 kW	143	37.00 kW	114	30.00 kW	R6	IP 20, 21, 55	28.62 x 9.92 x 14.53	93.5	34.81 x 11.46 x 16.40	95.0	Interpolated
380-480		ACx580-01-145A-4	145	75.00 kW	138	75.00 kW	105	55.00 kW	R6	IP 20, 21, 55	28.62 x 9.92 x 14.53	93.5	34.81 x 11.46 x 16.40	95.0	Interpolated
208-240	ACS880 See Note 2 below	ACS880-01-170A-2	170	60.00 HP	162	60	145	50.00 HP	R7	UL Open, 1, 12; IP 20,21,55	34.66 x 11.18 x 14.4	117.0	40.87 x 12.67 x 16.65	119.1	Interpolated
		ACS880-01-206A-2	206	75.00 HP	196	75	169	60.00 HP	R7	UL Open, 1, 12; IP 20,21,55	34.66 x 11.18 x 14.4	117.0	40.87 x 12.67 x 16.65	119.1	Interpolated
380-415		ACS880-01-169A-3	169	90.00 kW	161	90.00 kW	145	75.00 kW	R7	UL Open, 1, 12; IP 20,21,55	34.66 x 11.18 x 14.4	117.0	40.87 x 12.67 x 16.65	119.1	Interpolated
		ACS880-01-206A-3	206	110.00 kW	196	110.00 kW	169	90.00 kW	R7	UL Open, 1, 12; IP 20,21,55	34.66 x 11.18 x 14.4	117.0	40.87 x 12.67 x 16.65	119.1	Interpolated
380-500		ACS880-01-156A-5	NA	NA	156	125.00 HP	124	100.00 HP	R7	UL Open, 1, 12; IP 20,21,55	34.66 x 11.18 x 14.4	117.0	40.87 x 12.67 x 16.65	119.1	Interpolated
		ACS880-01-180A-5	NA	NA	180	150.00 HP	156	125.00 HP	R7	UL Open, 1, 12; IP 20,21,55	34.66 x 11.18 x 14.4	117.0	40.87 x 12.67 x 16.65	119.1	Interpolated
525-690		ACS880-01-098A-7	NA	NA	99	100.00 HP	77	75.00 HP	R7	UL Open, 1, 12; IP 20,21,55	34.66 x 11.18 x 14.4	117.0	40.87 x 12.67 x 16.65	119.1	Interpolated
		ACS880-01-119A-7	NA	NA	125	125.00 HP	99	100.00 HP	R7	UL Open, 1, 12; IP 20,21,55	34.66 x 11.18 x 14.4	117.0	40.87 x 12.67 x 16.65	119.1	Interpolated
200-240	For ACx580: x = S, H, or Q (IEC)	ACx580-01-171A-2	171	45.00 kW	169	45.00 kW	143	37.00 kW	R7	IP 20, 21, 55	34.67 x 11.18 x 14.58	119.1	41.00 x 13.00 x 16.00	123.5	Interpolated
		ACx580-01-213A-2	213	55.00 kW	211	55.00 kW	169	45.00 kW	R7	IP 20, 21, 55	34.67 x 11.18 x 14.58	119.1	41.00 x 13.00 x 16.00	123.5	Interpolated
380-480		ACx580-01-169A-4	169	90.00 kW	161	90.00 kW	145	75.00 kW	R7	IP 20, 21, 55	34.67 x 11.18 x 14.58	119.1	41.00 x 13.00 x 16.00	123.5	Interpolated
		ACx580-01-206A-4	206	110.00 kW	196	110.00 kW	169	90.00 kW	R7	IP 20, 21, 55	34.67 x 11.18 x 14.58	119.1	41.00 x 13.00 x 16.00	123.5	Interpolated
575-600		ACx580-01-099A-6	NA	NA	99	75.00 kW	77	55.00 kW	R7	IP 20, 21, 55	34.67 x 11.18 x 14.58	119.1	41.00 x 13.00 x 16.00	123.5	Interpolated
		ACx580-01-125A-6	NA	NA	125	90.00 kW	99	75.00 kW	R7	IP 20, 21, 55	34.67 x 11.18 x 14.58	119.1	41.00 x 13.00 x 16.00	123.5	Interpolated
200-240	For Axx580: xx = CS, CH, CQ, or YK (NEC)	Axx580-01-169A-2	169	60.00 HP	169	60.00 HP	143	50.00 HP	R7	UL Open, 1, 12	34.67 x 11.18 x 14.58	119.1	41.00 x 13.00 x 16.00	123.5	Interpolated
		Axx580-01-211A-2	211	75.00 HP	211	75.00 HP	169	60.00 HP	R7	UL Open, 1, 12	34.67 x 11.18 x 14.58	119.1	41.00 x 13.00 x 16.00	123.5	Interpolated
440-480		Axx580-01-156A-4	NA	NA	156	125.00 HP	124	100.00 HP	R7	UL Open, 1, 12	34.67 x 11.18 x 14.58	119.1	41.00 x 13.00 x 16.00	123.5	Interpolated
		Axx580-01-180A-4	NA	NA	180	150.00 HP	156	125.00 HP	R7	UL Open, 1, 12	34.67 x 11.18 x 14.58	119.1	41.00 x 13.00 x 16.00	123.5	Interpolated
575-600		Axx580-01-099A-6	NA	NA	99	100.00 HP	77	75.00 HP	R7	UL Open, 1, 12	34.67 x 11.18 x 14.58	119.1	41.00 x 13.00 x 16.00	123.5	Interpolated
		Axx580-01-125A-6	NA	NA	125	125.00 HP	99	100.00 HP	R7	UL Open, 1, 12	34.67 x 11.18 x 14.58	119.1	41.00 x 13.00 x 16.00	123.5	Interpolated

Notes:
1. ABB is the manufacturer for all units.
2. For ACS880-01-xxxx-2, -5, -7 both NEC and IEC ratings apply. Table shows only NEC rating. ACS880-01-xxxx-3 is only available as an IEC rating.
3. Flange Kit options are available for all units, Type Code +C135
4. All units were tested in rigid and isolated mounting configurations to SDS=2.0 at z/h=1.0, and SDS=2.5 at z/h=0.0.
5. When an Optional Subcomponent is present, its Type Code is appended to the model no.
6. AYK580-01 units are identical to ACx580-01 units other than software and branding

REVIEWED FOR CODE COMPLIANCE
OSP-0575
BY: Mohammad Aliaari
03/19/2021
CITY OF ALBUQUERQUE
PLANNING DEPARTMENT
BUILDING

Table 4 - Certified Subcomponents - Drives - 580-01 & 880-01 - Rigid/Isolated Wall Mount Around Perimeter Using Flange Kit (Cont.)

System Voltage [V]	Model[6]	ABB Model Number	Normal Duty Ratings		Light Duty Ratings		Heavy Duty Ratings		Frame Size	Available Enclosure Types	Type 1		Type 12		UUT
			Current [A]	kW / HP	Current [A]	kW / HP	Current [A]	kW / HP			Max Dimensions H x W x D [in]	Max Drv. Wt. [lbs]	Max Dimensions H x W x D [in]	Max Drv. Wt. [lbs]	
208-240	ACS880 See Note 2 below	ACS880-01-274A-2	274	100.00 HP	260	100.00 HP	213	75.00 HP	R8	UL Open, 1, 12; IP 20,21,55	38.01 x 11.81 x 15.21	150.0	44.23 x 13.8 x 17.8	163.2	Interpolated
380-415		ACS880-01-246A-3	246	132.00 kW	234	132.00 kW	206	110.00 kW	R8	UL Open, 1, 12; IP 20,21,55	38.01 x 11.81 x 15.21	150.0	44.23 x 13.8 x 17.8	163.2	Interpolated
		ACS880-01-293A-3	293	160.00 kW	278	160.00 kW	246	132.00 kW	R8	UL Open, 1, 12; IP 20,21,55	38.01 x 11.81 x 15.21	150.0	44.23 x 13.8 x 17.8	163.2	Interpolated
380-500		ACS880-01-240A-5	NA	NA	240	200.00 HP	180	150.00 HP	R8	UL Open, 1, 12; IP 20,21,55	38.01 x 11.81 x 15.21	150.0	44.23 x 13.8 x 17.8	163.2	Interpolated
		ACS880-01-260A-5	NA	NA	260	200.00 HP	240	150.00 HP	R8	UL Open, 1, 12; IP 20,21,55	38.01 x 11.81 x 15.21	150.0	44.23 x 13.8 x 17.8	163.2	Interpolated
525-690		ACS880-01-142A-7	NA	NA	144	150.00 HP	125	125.00 HP	R8	UL Open, 1, 12; IP 20,21,55	38.01 x 11.81 x 15.21	150.0	44.23 x 13.8 x 17.8	163.2	Interpolated
		ACS880-01-174A-7	NA	NA	180	200.00 HP	144	150.00 HP	R8	UL Open, 1, 12; IP 20,21,55	38.01 x 11.81 x 15.21	150.0	44.23 x 13.8 x 17.8	163.2	Interpolated
200-240	For ACx580: x = S, H, or Q (IEC)	ACx580-01-276A-2	276	75.00 kW	273	75.00 kW	211	55.00 kW	R8	IP 20, 21, 55	38.00 x 11.81 x 15.47	152.2	44.23 x 13.80 x 17.77	170.0	Interpolated
380-480		ACx580-01-246A-4	246	132.00 kW	234	132.00 kW	206	110.00 kW	R8	IP 20, 21, 55	38.00 x 11.81 x 15.47	152.2	44.23 x 13.80 x 17.77	170.0	Interpolated
		ACx580-01-293A-4	293	160.00 kW	278	160.00 kW	246	132.00 kW	R8	IP 20, 21, 55	38.00 x 11.81 x 15.47	152.2	44.23 x 13.80 x 17.77	170.0	Interpolated
575-600		ACx580-01-144A-6	NA	NA	144	110.00 kW	125	90.00 kW	R8	IP 20, 21, 55	38.00 x 11.81 x 15.47	152.2	44.23 x 13.80 x 17.77	170.0	Interpolated
200-240	For Axx580: xx = CS, CH, CQ, or YK (NEC)	Axx580-01-273A-2	273	100.00 HP	273	100.00 HP	211	75.00 HP	R8	UL Open, 1, 12	38.00 x 11.81 x 15.47	152.2	44.23 x 13.80 x 17.77	170.0	Interpolated
440-480		Axx580-01-240A-4	NA	NA	240	200.00 HP	180	150.00 HP	R8	UL Open, 1, 12	38.00 x 11.81 x 15.47	152.2	44.23 x 13.80 x 17.77	170.0	Interpolated
		Axx580-01-260A-4	NA	NA	260	200.00 HP	240	150.00 HP	R8	UL Open, 1, 12	38.00 x 11.81 x 15.47	152.2	44.23 x 13.80 x 17.77	170.0	Interpolated
575-600		Axx580-01-144A-6	NA	NA	144	150.00 HP	125	125.00 HP	R8	UL Open, 1, 12	38.00 x 11.81 x 15.47	152.2	44.23 x 13.80 x 17.77	170.0	Interpolated
380-480	For ACx580: x = S, H, or Q (IEC)	ACx580-01-363A-4	363	200.00 kW	345	200.00 kW	293	160.00 kW	R9	IP 20, 21, 55	37.60 x 14.96 x 16.46	205.0	46.75 x 16.95 x 18.60	205.0	Interpolated
		ACx580-01-430A-4	430	250.00 kW	400	200.00 kW	363	200.00 kW	R9	IP 20, 21, 55	37.60 x 14.96 x 16.46	205.0	46.75 x 16.95 x 18.60	205.0	Interpolated
575-600		ACx580-01-192A-6	NA	NA	192	150.00 kW	144	110.00 kW	R9	IP 20, 21, 55	37.60 x 14.96 x 16.46	205.0	46.75 x 16.95 x 18.60	205.0	Interpolated
		ACx580-01-242A-6	NA	NA	242	180.00 kW	192	150.00 kW	R9	IP 20, 21, 55	37.60 x 14.96 x 16.46	205.0	46.75 x 16.95 x 18.60	205.0	Interpolated
		ACx580-01-271A-6	NA	NA	257	180.00 kW	210	150.00 kW	R9	IP 20, 21, 55	37.60 x 14.96 x 16.46	205.0	46.75 x 16.95 x 18.60	205.0	Interpolated
	For Axx580: xx = CS, CH, CQ, or YK (NEC)	Axx580-01-192A-6	NA	NA	192	200.00 HP	144	150.00 HP	R9	UL Open, 1, 12	37.60 x 14.96 x 16.46	205.0	46.75 x 16.95 x 18.60	205.0	Interpolated
		Axx580-01-242A-6	NA	NA	242	250.00 HP	192	200.00 HP	R9	UL Open, 1, 12	37.60 x 14.96 x 16.46	205.0	46.75 x 16.95 x 18.60	205.0	Interpolated
		Axx580-01-271A-6	NA	NA	271	250.00 HP	210	200.00 HP	R9	UL Open, 1, 12	37.60 x 14.96 x 16.46	205.0	46.75 x 16.95 x 18.60	205.0	Interpolated
440-480		Axx580-01-302A-4	NA	NA	302	250.00 HP	260	200.00 HP	R9	UL Open, 1, 12	37.60 x 14.96 x 16.46	205.0	46.75 x 16.95 x 18.60	205.0	Interpolated
		Axx580-01-361A-4	NA	NA	361	300.00 HP	302	250.00 HP	R9	UL Open, 1, 12	37.60 x 14.96 x 16.46	205.0	46.75 x 16.95 x 18.60	205.0	Interpolated
		Axx580-01-414A-4	NA	NA	414	350.00 HP	361	300.00 HP	R9	UL Open, 1, 12	37.60 x 14.96 x 16.46	205.0	46.75 x 16.95 x 18.60	205.0	Interpolated
380-415	ACS880 See Note 2 below	ACS880-01-363A-3	363	200.00 kW	345	200.00 kW	293	160.00 kW	R9	UL Open, 1, 12; IP 20,21,55	37.60 x 14.96 x 16.27	205.0	46.75 x 16.95 x 18.78	205.0	Interpolated
		ACS880-01-430A-3	430	250.00 kW	400	250.00 kW	363	200.00 kW	R9	UL Open, 1, 12; IP 20,21,55	37.60 x 14.96 x 16.27	205.0	46.75 x 16.95 x 18.78	205.0	Interpolated
525-690		ACS880-01-210A-7	NA	NA	242	250.00 HP	192	200.00 HP	R9	UL Open, 1, 12; IP 20,21,55	37.60 x 14.96 x 16.27	205.0	46.75 x 16.95 x 18.78	205.0	Interpolated
		ACS880-01-271A-7	NA	NA	271	250.00 HP	242	250.00 HP	R9	UL Open, 1, 12; IP 20,21,55	37.60 x 14.96 x 16.27	205.0	46.75 x 16.95 x 18.78	205.0	Interpolated
380-500		ACS880-01-302A-5	NA	NA	302	250.00 HP	360	200.00 HP	R9	UL Open, 1, 12; IP 20,21,55	37.60 x 14.96 x 16.27	205.0	46.75 x 16.95 x 18.78	205.0	Interpolated
		ACS880-01-361A-5	NA	NA	361	300.00 HP	302	250.00 HP	R9	UL Open, 1, 12; IP 20,21,55	37.60 x 14.96 x 16.27	205.0	46.75 x 16.95 x 18.78	205.0	Interpolated
		ACS880-01-414A-5	NA	NA	414	350.00 kW	361	300.00 HP	R9	UL Open, 1, 12; IP 20,21,55	37.60 x 14.96 x 16.27	205.0	46.75 x 16.95 x 18.78	205.0	Interpolated
		ACS880-01-414A-5	NA	NA	414	350.00 kW	361	300.00 HP	R9	UL Open, 1, **12**; IP 20,21,55	-	-	27.0[7] x 14.0 x 16.0	205.0	UUT-13

Notes:
1. ABB is the manufacturer for all units.
2. For ACS880-01-xxxx-2, -5, -7 both NEC and IEC ratings apply. Table shows only NEC rating. ACS880-01-xxxx-3 is only available as an IEC rating.
3. Flange Kit options are available for all units, Type Code +C135
4. All units were tested in rigid and isolated mounting configurations to SDS=2.0 at z/h=1.0, and SDS=2.5 at z/h=0.0.
5. When an Optional Subcomponent is present, its Type Code is appended to the model number
6. AYK580-01 units are identical to ACx580-01 units other than software and branding
7. UUT height measurement does not include drip hood

REVIEWED FOR CODE COMPLIANCE
OSP-0575
Mohammad Azam
03/19/2021
CITY OF HOUSTON
BUILDING & STANDARDS

Table 5 - Certified Subcomponents - Drives - 580-31 & 880-11, -31 - Rigid/Isolated Wall Mount Units

System Voltage [V]	Model[5]	Construction	ABB Model Number	Normal Duty Ratings		Light Duty Ratings		Heavy Duty Ratings		Frame Size	Available Enclosure Types	Type 1		Type 12		UUT
				Current [A]	kW / HP	Current [A]	kW / HP	Current [A]	kW / HP			Max Dimensions H x W x D [in]	Max Drv. Wt. [lbs]	Max Dimensions H x W x D [in]	Max Drv. Wt. [lbs]	
380-415	ACS880 See Note 2 below	-11, -31, -OEMUx where OEM = any OEM code	ACS880-xx-09A4-3	10	4.00 kW	9.5	4.00 kW	8	3.00 kW	R3	UL Open, 1, 12; IP 20,21,55	19.49 x 8.07 x 14.02	47	19.49 x 8.07 x 14.17	51.4	Interpolated
			ACS880-xx-12A6-3	12.9	5.50 kW	12	5.50 kW	10	4.00 kW	R3	UL Open, 1, 12; IP 20,21,55	19.49 x 8.07 x 14.02	47	19.49 x 8.07 x 14.17	51.4	Interpolated
			ACS880-xx-017A-3	17	7.50 kW	16	7.50 kW	12.9	5.40 kW	R3	UL Open, 1, 12; IP 20,21,55	19.49 x 8.07 x 14.02	47	19.49 x 8.07 x 14.17	51.4	Interpolated
			ACS880-xx-025A-3	25	11.00 kW	24	11.00 kW	17	7.50 kW	R3	UL Open, 1, 12; IP 20,21,55	19.49 x 8.07 x 14.02	47	19.49 x 8.07 x 14.17	51.4	Interpolated
380-500			ACS880-xx-07A6-5	NA	NA	7.6	5.00 HP	5.2	3.00 HP	R3	UL Open, 1, 12; IP 20,21,55	19.49 x 8.07 x 14.02	47	19.49 x 8.07 x 14.17	51.4	Interpolated
			ACS880-xx-11A0-5	NA	NA	11	7.50 HP	7.6	5.00 HP	R3	UL Open, 1, 12; IP 20,21,55	19.49 x 8.07 x 14.02	47	19.49 x 8.07 x 14.17	51.4	Interpolated
			ACS880-xx-014A-5	NA	NA	14	10.00 HP	11	7.50 HP	R3	UL Open, 1, 12; IP 20,21,55	19.49 x 8.07 x 14.02	47	19.49 x 8.07 x 14.17	51.4	Interpolated
			ACS880-xx-021A-5	NA	NA	21	15.00 HP	14	10.00 HP	R3	UL Open, 1, 12; IP 20,21,55	19.49 x 8.07 x 14.02	47	19.49 x 8.07 x 14.17	51.4	Interpolated
480	For Axx580: xx = CS, CH, CQ, or YK (NEC)	-31, -OEMUx where OEM = any OEM code	Axx580-31-07A6-4	NA	NA	7.6	5.00 HP	5.2	3.00 HP	R3	UL Open, 1, 12	19.49 x 8.07 x 14.02	47	19.49 x 8.07 x 14.17	51.4	Interpolated
			Axx580-31-012A-4	NA	NA	12	7.50 HP	7.6	5.00 HP	R3	UL Open, 1, 12	19.49 x 8.07 x 14.02	47	19.49 x 8.07 x 14.17	51.4	Interpolated
			Axx580-31-014A-4	NA	NA	14	10.00 HP	12	7.50 HP	R3	UL Open, 1, 12	19.49 x 8.07 x 14.02	47	19.49 x 8.07 x 14.17	51.4	Interpolated
			Axx580-31-023A-4	NA	NA	23	15.00 HP	14	10.00 HP	R3	UL Open, 1, 12	19.49 x 8.07 x 14.02	47	19.49 x 8.07 x 14.17	51.4	Interpolated
			ACH580-31-023A-4	NA	NA	23	15.00 HP	14	10.00 HP	R3	UL Open, 1, 12	20.0 x 8.0 x 14.0	44	-	-	UUT-03
400	For ACx580: x = S, H, or Q (IEC)		ACx580-31-09A5-4	9.4	4.00 kW	8.9	4.00 kW	NA	NA	R3	IP 20,21,55	19.49 x 8.07 x 14.02	47	19.49 x 8.07 x 14.17	51.4	Interpolated
			ACx580-31-12A7-4	12.6	5.50 kW	12	5.50 kW	NA	NA	R3	IP 20,21,55	19.49 x 8.07 x 14.02	47	19.49 x 8.07 x 14.17	51.4	Interpolated
			ACx580-31-018A-4	17	7.50 kW	16.2	7.50 kW	NA	NA	R3	IP 20,21,55	19.49 x 8.07 x 14.02	47	19.49 x 8.07 x 14.17	51.4	Interpolated
			ACx580-31-026A-4	25	11.00 kW	23.8	11.00 kW	NA	NA	R3	IP 20,21,55	19.49 x 8.07 x 14.02	47	19.49 x 8.07 x 14.17	51.4	Interpolated
480			ACx580-31-09A5-4	NA	NA	7.6	5.00 HP	5.2	3.00 HP	R3	IP 20,21,55	19.49 x 8.07 x 14.02	47	19.49 x 8.07 x 14.17	51.4	Interpolated
			ACx580-31-12A7-4	NA	NA	12	7.50 HP	7.6	5.00 HP	R3	IP 20,21,55	19.49 x 8.07 x 14.02	47	19.49 x 8.07 x 14.17	51.4	Interpolated
			ACx580-31-018A-4	NA	NA	14	10.00 HP	12	7.50 HP	R3	IP 20,21,55	19.49 x 8.07 x 14.02	47	19.49 x 8.07 x 14.17	51.4	Interpolated
			ACx580-31-026A-4	NA	NA	23	15.00 HP	14	10.00 HP	R3	IP 20,21,55	19.49 x 8.07 x 14.02	47	19.49 x 8.07 x 14.17	51.4	Interpolated
380-415	ACS880 See Note 2 below	-11, -31, -OEMUx where OEM = any OEM code	ACS880-xx-032A-3	32	15.00 kW	30	15.00 kW	25	11.00 kW	R6	UL Open, 1, 12; IP 20,21,55	30.35 x 9.92 x 15.44	134.5	36.56 x 11.46 x 17.64	138.9	Interpolated
			ACS880-xx-038A-3	38	18.50 kW	36	18.50 kW	32	15.00 kW	R6	UL Open, 1, 12; IP 20,21,55	30.35 x 9.92 x 15.44	134.5	36.56 x 11.46 x 17.64	138.9	Interpolated
			ACS880-xx-045A-3	45	22.00 kW	43	22.00 kW	38	18.50 kW	R6	UL Open, 1, 12; IP 20,21,55	30.35 x 9.92 x 15.44	134.5	36.56 x 11.46 x 17.64	138.9	Interpolated
			ACS880-xx-061A-3	61	30.00 kW	58	30.00 kW	45	22.00 kW	R6	UL Open, 1, 12; IP 20,21,55	30.35 x 9.92 x 15.44	134.5	36.56 x 11.46 x 17.64	138.9	Interpolated
			ACS880-xx-072A-3	72	37.00 kW	68	37.00 kW	61	30.00 kW	R6	UL Open, 1, 12; IP 20,21,55	30.35 x 9.92 x 15.44	134.5	36.56 x 11.46 x 17.64	138.9	Interpolated
			ACS880-xx-087A-3	87	45.00 kW	83	45.00 kW	72	37.00 kW	R6	UL Open, 1, 12; IP 20,21,55	30.35 x 9.92 x 15.44	134.5	36.56 x 11.46 x 17.64	138.9	Interpolated
380-500			ACS880-xx-027A-5	NA	NA	27	20.00 HP	21	15.00 HP	R6	UL Open, 1, 12; IP 20,21,55	30.35 x 9.92 x 15.44	134.5	36.56 x 11.46 x 17.64	138.9	Interpolated
			ACS880-xx-034A-5	NA	NA	34	25.00 HP	27	20.00 HP	R6	UL Open, 1, 12; IP 20,21,55	30.35 x 9.92 x 15.44	134.5	36.56 x 11.46 x 17.64	138.9	Interpolated
			ACS880-xx-040A-5	NA	NA	40	30.00 HP	34	25.00 HP	R6	UL Open, 1, 12; IP 20,21,55	30.35 x 9.92 x 15.44	134.5	36.56 x 11.46 x 17.64	138.9	Interpolated
			ACS880-xx-052A-5	NA	NA	52	40.00 HP	40	30.00 HP	R6	UL Open, 1, 12; IP 20,21,55	30.35 x 9.92 x 15.44	134.5	36.56 x 11.46 x 17.64	138.9	Interpolated
			ACS880-xx-065A-5	NA	NA	65	50.00 HP	52	40.00 HP	R6	UL Open, 1, 12; IP 20,21,55	30.35 x 9.92 x 15.44	134.5	36.56 x 11.46 x 17.64	138.9	Interpolated
			ACS880-xx-077A-5	NA	NA	77	60.00 HP	65	50.00 HP	R6	UL Open, 1, 12; IP 20,21,55	30.35 x 9.92 x 15.44	134.5	36.56 x 11.46 x 17.64	138.9	Interpolated

Notes:
1. ABB is the manufacturer for all units.
2. For ACS880-xx-xxxx-5 both NEC and IEC ratings apply. Table shows only NEC rating. ACS880-xx-xxxx-3 is only available as an IEC rating.
3. All units were tested in rigid and isolated mounting configurations to SDS=2.0 at z/h=1.0, and SDS=2.5 at z/h=0.0.
4. When an Optional Subcomponent is present, its Type Code is appended to the model number
5. AYK580-01 units are identical to ACx580-01 units other than software and branding
6. Listed drive model was tested as a subcomponent within listed UUT

OSHD OSP-0575 BY Mohammad Aliaari DATE: 03/19/2021

Table 5 - Certified Subcomponents - Drives - 580-31 & 880-11, -31 - Rigid/Isolated Wall Mount Units (Cont.)

System Voltage [V]	Model[5]	Construction	ABB Model Number	Normal Duty Ratings		Light Duty Ratings		Heavy Duty Ratings		Frame Size	Available Enclosure Types	Type 1		Type 12		UUT
				Current [A]	kW / HP	Current [A]	kW / HP	Current [A]	kW / HP			Max Dimensions H x W x D [in]	Max Drv. Wt. [lbs]	Max Dimensions H x W x D [in]	Max Drv. Wt. [lbs]	
480	For Axx580: xx = CS, CH, CQ, or YK (NEC)	-31, -OEMUx where OEM = any OEM code	Axx580-31-027A-4	NA	NA	27	20.00 HP	23	15.00 HP	R6	UL Open, 1, 12	30.35 x 9.92 x 15.44	134.5	36.56 x 11.46 x 17.64	138.9	Interpolated
			Axx580-31-034A-4	NA	NA	34	25.00 HP	27	20.00 HP	R6	UL Open, 1, 12	30.35 x 9.92 x 15.44	134.5	36.56 x 11.46 x 17.64	138.9	Interpolated
			Axx580-31-044A-4	NA	NA	44	30.00 HP	34	25.00 HP	R6	UL Open, 1, 12	30.35 x 9.92 x 15.44	134.5	36.56 x 11.46 x 17.64	138.9	Interpolated
			Axx580-31-052A-4	NA	NA	52	40.00 HP	44	30.00 HP	R6	UL Open, 1, 12	30.35 x 9.92 x 15.44	134.5	36.56 x 11.46 x 17.64	138.9	Interpolated
			Axx580-31-065A-4	NA	NA	65	50.00 HP	52	40.00 HP	R6	UL Open, 1, 12	30.35 x 9.92 x 15.44	134.5	36.56 x 11.46 x 17.64	138.9	Interpolated
			Axx580-31-077A-4	NA	NA	77	60.00 HP	65	50.00 HP	R6	UL Open, 1, 12	30.35 x 9.92 x 15.44	134.5	36.56 x 11.46 x 17.64	138.9	Interpolated
400	For ACx580: x = S, H, or Q (IEC)		ACx580-31-033A-4	32	15.00 kW	30.4	15.00 kW	NA	NA	R6	IP 20,21,55	30.35 x 9.92 x 15.44	134.5	36.56 x 11.46 x 17.64	138.9	Interpolated
			ACx580-31-039A-4	38	18.50 kW	36.1	18.50 kW	NA	NA	R6	IP 20,21,55	30.35 x 9.92 x 15.44	134.5	36.56 x 11.46 x 17.64	138.9	Interpolated
			ACx580-31-046A-4	45	22.00 kW	42.8	22.00 kW	NA	NA	R6	IP 20,21,55	30.35 x 9.92 x 15.44	134.5	36.56 x 11.46 x 17.64	138.9	Interpolated
			ACx580-31-062A-4	62	30.00 kW	58.9	30.00 kW	NA	NA	R6	IP 20,21,55	30.35 x 9.92 x 15.44	134.5	36.56 x 11.46 x 17.64	138.9	Interpolated
			ACx580-31-073A-4	73	37.00 kW	69.4	37.00 kW	NA	NA	R6	IP 20,21,55	30.35 x 9.92 x 15.44	134.5	36.56 x 11.46 x 17.64	138.9	Interpolated
			ACx580-31-088A-4	88	45.00 kW	83.6	45.00 kW	NA	NA	R6	IP 20,21,55	30.35 x 9.92 x 15.44	134.5	36.56 x 11.46 x 17.64	138.9	Interpolated
480			ACx580-31-033A-4	NA	NA	27	20.00 HP	23	15.00 HP	R6	IP 20,21,55	30.35 x 9.92 x 15.44	134.5	36.56 x 11.46 x 17.64	138.9	Interpolated
			ACx580-31-039A-4	NA	NA	34	25.00 HP	27	20.00 HP	R6	IP 20,21,55	30.35 x 9.92 x 15.44	134.5	36.56 x 11.46 x 17.64	138.9	Interpolated
			ACx580-31-046A-4	NA	NA	44	30.00 HP	34	25.00 HP	R6	IP 20,21,55	30.35 x 9.92 x 15.44	134.5	36.56 x 11.46 x 17.64	138.9	Interpolated
			ACx580-31-062A-4	NA	NA	52	40.00 HP	44	30.00 HP	R6	IP 20,21,55	30.35 x 9.92 x 15.44	134.5	36.56 x 11.46 x 17.64	138.9	Interpolated
			ACx580-31-073A-4	NA	NA	65	50.00 HP	52	40.00 HP	R6	IP 20,21,55	30.35 x 9.92 x 15.44	134.5	36.56 x 11.46 x 17.64	138.9	Interpolated
			ACx580-31-088A-4	NA	NA	77	60.00 HP	65	50.00 HP	R6	IP 20,21,55	30.35 x 9.92 x 15.44	134.5	36.56 x 11.46 x 17.64	138.9	Interpolated
	For Axx580: xx = CS, CH, CQ, or YK (NEC)		Axx580-31-96A-4	NA	NA	96	75.00 HP	NA	NA	R8	UL Open, 1, 12	38.01 x 11.81 x 16.94	224.9	44.39 x 13.80 x 19.53	238.1	Interpolated
			Axx580-31-124A-4	NA	NA	124	100.00 HP	NA	NA	R8	UL Open, 1, 12	38.01 x 11.81 x 16.94	224.9	44.39 x 13.80 x 19.53	238.1	Interpolated
			Axx580-31-156A-4	NA	NA	156	125.00 HP	NA	NA	R8	UL Open, 1, 12	38.01 x 11.81 x 16.94	224.9	44.39 x 13.80 x 19.53	238.1	Interpolated
			Axx580-31-180A-4	NA	NA	180	150.00 HP	NA	NA	R8	UL Open, 1, 12	38.01 x 11.81 x 16.94	224.9	44.39 x 13.80 x 19.53	238.1	Interpolated
	For ACx580: x = S, H, or Q (IEC)		ACx580-31-106A-4	NA	NA	96	75.00 HP	NA	NA	R8	IP 20,21,55	38.01 x 11.81 x 16.94	224.9	44.39 x 13.80 x 19.53	238.1	Interpolated
			ACx580-31-145A-4	NA	NA	124	100.00 HP	NA	NA	R8	IP 20,21,55	38.01 x 11.81 x 16.94	224.9	44.39 x 13.80 x 19.53	238.1	Interpolated
			ACx580-31-169A-4	NA	NA	156	125.00 HP	NA	NA	R8	IP 20,21,55	38.01 x 11.81 x 16.94	224.9	44.39 x 13.80 x 19.53	238.1	Interpolated
			ACx580-31-206A-4	NA	NA	180	150.00 HP	NA	NA	R8	IP 20,21,55	38.01 x 11.81 x 16.94	224.9	44.39 x 13.80 x 19.53	238.1	Interpolated
400			ACx580-31-106A-4	106	55.00 kW	100	55.00 kW	NA	NA	R8	IP 20,21,55	38.01 x 11.81 x 16.94	224.9	44.39 x 13.80 x 19.53	238.1	Interpolated
			ACx580-31-145A-4	145	75.00 kW	138	75.00 kW	NA	NA	R8	IP 20,21,55	38.01 x 11.81 x 16.94	224.9	44.39 x 13.80 x 19.53	238.1	Interpolated
			ACx580-31-169A-4	169	90.00 kW	161	90.00 kW	NA	NA	R8	IP 20,21,55	38.01 x 11.81 x 16.94	224.9	44.39 x 13.80 x 19.53	238.1	Interpolated
			ACx580-31-206A-4	206	110.00 kW	196	110.00 kW	NA	NA	R8	IP 20,21,55	38.01 x 11.81 x 16.94	224.9	44.39 x 13.80 x 19.53	238.1	Interpolated
380-415	ACS880 See Note 2 below	-11, -31, -OEMUx where OEM = any OEM code	ACS880-xx-105A-3	105	55.00 kW	100	55.00 kW	87	45.00 kW	R8	UL Open, 1, 12; IP 20,21,55	38.01 x 11.81 x 16.94	224.9	44.39 x 13.80 x 19.53	238.1	Interpolated
			ACS880-xx-145A-3	145	75.00 kW	138	75.00 kW	105	55.00 kW	R8	UL Open, 1, 12; IP 20,21,55	38.01 x 11.81 x 16.94	224.9	44.39 x 13.80 x 19.53	238.1	Interpolated
			ACS880-xx-169A-3	169	90.00 kW	161	90.00 kW	145	75.00 kW	R8	UL Open, 1, 12; IP 20,21,55	38.01 x 11.81 x 16.94	224.9	44.39 x 13.80 x 19.53	238.1	Interpolated
			ACS880-xx-206A-3	206	110.00 kW	196	110.00 kW	169	90.00 kW	R8	UL Open, 1, 12; IP 20,21,55	38.01 x 11.81 x 16.94	224.9	44.39 x 13.80 x 19.53	238.1	Interpolated
380-500			ACS880-xx-101A-5	NA	NA	96	75.00 HP	77	60.00 HP	R8	UL Open, 1, 12; IP 20,21,55	38.01 x 11.81 x 16.94	224.9	44.39 x 13.80 x 19.53	238.1	Interpolated
			ACS880-xx-124A-5	NA	NA	124	100.00 HP	96	75.00 HP	R8	UL Open, 1, 12; IP 20,21,55	38.01 x 11.81 x 16.94	224.9	44.39 x 13.80 x 19.53	238.1	Interpolated
			ACS880-xx-156A-5	NA	NA	156	125.00 HP	124	100.00 HP	R8	UL Open, 1, 12; IP 20,21,55	38.01 x 11.81 x 16.94	224.9	44.39 x 13.80 x 19.53	238.1	Interpolated
			ACS880-xx-180A-5	NA	NA	180	150.00 HP	156	125.00 HP	R8	UL Open, 1, 12; IP 20,21,55	38.01 x 11.81 x 16.94	224.9	44.39 x 13.80 x 19.53	238.1	Interpolated
			ACS880-11-180A-5	NA	NA	180	150.00 HP	156	125.00 HP	R8	UL Open, 1, **12**; IP 20,21,55	-	-	38.0[6] x 12.0 x 20.0	268	UUT-04

Notes:
1. ABB is the manufacturer for all units.
2. For ACS880-xx-xxxx-5 both NEC and IEC ratings apply. Table shows only NEC rating. ACS880-xx-xxxx-3 is only available as an IEC rating.
3. All units were tested in rigid and isolated mounting configurations to SDS=2.0 at z/h=1.0, and SDS=2.5 at z/h=0.0.
4. When an Optional Subcomponent is present, its Type Code is appended to the model number
5. AYK580-01 units are identical to ACx580-01 units other than software and branding
6. UUT height measurement does not include drip hood

DRIVEFORCOD.COM
OSP-0575
BY: Mohammad Aliaar
DATE: 03/19/2021

Table 6 - Certified Subcomponents: Fuses

ABB Part Number	Description	Rating	Weight [lbs]	MFR	UUT
JJS-50A	Class T, 200kA, 600V, 50A	50A	0.08	Cooper Bussmann	Extrapolated
3AUA0000015604	15A, 600V, Class CC, REJ KTK-R-15	15A	< 0.1		UUT-05
3AUA0000015605	30A, 600V, Class CC, REJ KTK-R-30	30A	< 0.1		UUT-09
JJS-80	Class T, 200kA, 600V, 80A	80A	0.10		Interpolated
3AUA0000015607	100A, 600V, Class T, REJ JJS-100	100A	0.1		UUT-21
3AUA567001A15	100A, 600V,LPJ-100SP	100A	0.2		UUT-21
JJS-100	Class T, 200kA, 600V, 100A	100A	0.10		Interpolated
3AUA0000147985	40A,600VAC(T),V Fast Acting	40A	0.1		Interpolated
3AUA0000147986	50A,600VAC(T),V Fast Acting	50A	0.1		Interpolated
3AUA0000015606	60A, 600V, Class T, REJ	60A	0.1		UUT-07
3AUA0000147987	80A, 600VAC(T),V Fast Acting	80A	0.1		Interpolated
BG56720003-16	90A,600V,JJS-90	90A	0.1		UUT-06, UUT-08, UUT-10
JJS-150	Class T, 200kA, 600V, 150A	150A	0.20		UUT-16
3AXD50000050512	JJS-175, 600V	175A	0.2		Interpolated
JJS-200	Class T, 200kA, 600V, 200A	200A	0.20		Interpolated
3AXD50000050511	JJS-110, 600V	110A	0.2		Interpolated
JJS-110	Class T, 200kA, 600V, 110A	110A	0.20		Interpolated
3AUA0000147989	150A, 600VAC(T),V Fast Acting	150A	0.2		Interpolated
3AUA0000147990	200A, 600VAC(T),V Fast Acting	200A	0.2		Interpolated
JJS-175	Class T, 200kA, 600V, 175A	175A	0.21		Interpolated
JJS-350	Class T, 200kA, 600V, 350A	350A	0.49		UUT-17, UUT-18
JJS-250	Class T, 200kA, 600V, 250A	250A	0.50		Interpolated
JJS-300	Class T, 200kA, 600V, 300A	300A	0.50		Interpolated
3AUA0000142381	225A, 600VAC(T)92X25,V Fast,BLH	225A	0.5		Interpolated
3AXD50000050513	JJS-250, 600V	250A	0.5		Interpolated
3AXD50000050514	JJS-300, 600V	300A	0.5		Interpolated
JJS-225	Class T, 200kA, 600V, 225A	225A	0.55		Interpolated
3AUA0000145948	350A, 600VAC(T),V Fast,BLH	350A	0.6		UUT-11
JJS-500	Class T, 200kA, 600V, 500A	500A	0.95		Interpolated
JJS-600	Class T, 200kA, 600V, 600A	600A	0.95		UUT-19, UUT-20

Note: JJS Part Numbers are Bussman Part Numbers, and 3AU part numbers are ABB part numbers

APPROVED FOR CODE COMPLIANCE
OSHPD
OSP-0575
BY: Mohammad Alam
DATE: 03/19/2021
CALIFORNIA BUILDING CODE: 2019

Table 7 - Certified Subcomponents: Terminal Blocks

ABB Part Number	Description	Rating	Weight [lbs]	MFR	UUT
3AUA0000014810	Terminal Block	115A	0.4	Cooper Bussmann	UUT-09, UUT-10
3AUA266001B144	Terminal Block	175A	0.4		UUT-06, UUT-10, UUT-21
1SNK 506 010 R0000	TERMINAL BLOCK - ZS6, 6mm, GREY	-	< 1	ENTRELEC	UUT-16, UUT-17, UUT-18, UUT-19, UUT-20
1SNK 505 910 R0000	END SECTION - ES4	-	< 1		UUT-16, UUT-17, UUT-18, UUT-19, UUT-20
1SNK 900 001 R0000	END STOP - BAM3	-	< 1		UUT-16, UUT-17, UUT-18, UUT-19, UUT-20

Table 8 - Certified Subcomponents: Fans

ABB Part Number	Description	Rating	Weight [lbs]	MFR	UUT
3AUA0000000148	Internal Cooling Fan	24 V	< 0.2	Delta Products Corp. / NMB Technologies Corp.	UUT-09
3AUA0000012736	Internal, 60mm, 38-40 CFM	24 V	< 0.2		Interpolated
3AXD50000026754	Axial	24 V	< 0.2		Interpolated
3AUA0000088115	Axial, 24V	24 V	< 0.2		UUT-08, UUT-10
3AUA0000012849	24Vdc	24 V	0.4		UUT-10, UUT-11
UF15KC12-BTH	ENCLOSURE FAN, 6", 293 CFM, 115 VAC	293 CFM	2.3	PFANNEN-BERG	UUT-16
11675154053	FILTERFAN, EXHAUST, 12" DIA, 297 CFM, 115 VAC (PF65000"A")	297 CFM	7.0		UUT-18
11677154050	FILTERFAN, SUPPLY, 12" DIA. 427 CFM, 115 VAC (PF67000 SL)	427 CFM	8.8		UUT-17, UUT-19, UUT-20
11677154053	FILTERFAN, EXHAUST, 12" DIA. 427 CFM, 115 VAC (PF67000 SL A)	427 CFM	8.8		UUT-19, UUT-20

REVIEWED FOR CODE COMPLIANCE
OSHPD
OSP-0575
BY: Mohammad Alkhati
DATE: 03/19/2021
CALIFORNIA BUILDING CODE, 2019

Table 9 - Certified Subcomponents: Contactors

ABB Part Number	Description	Rating	Weight [lbs]	MFR	UUT
AF09-30-01-13	CONTACTOR, 3 POLE, 25A, 2/5/7.5HP, 100-250VAC/DC COIL, 1NC	25A	0.6	ABB	UUT-19, UUT-20
3AXD50000017471	AX09-30-10-84	22A, 4kW at 400V	0.7		UUT-05
3AXD50000017472	AX12-30-10-84	25A, 5.5kW at 400V	0.7		UUT-09
3AXD50000017473	AX25-30-10-84	32A, 11kW at 400V	0.7		UUT-05
3AXD50000017474	AX32-30-10-84	55A, 15kW at 400V	1.5		Interpolated
3AXD50000017475	AX40-30-10-84	60A, 18.5kW at 400V	1.5		UUT-09
3AXD50000050428	AX50-30-00-84	100A, 22kW at 400V	2.2		UUT-06, UUT-10, UUT-16
3AXD50000017477	AX80-30-00-84	125A, 37kW at 400V	2.2		UUT-06, UUT-10, UUT-16
AX80-30-00-84	CONTACTOR, 3 POLE, 77/105A, 600VAC, 120VAC COIL	77/105A	2.5		UUT-16
3AXD50000050111	AX95-30-11-84	145A, 45kW at 400V	4.6		Interpolated
3AXD50000050113	AX150-30-11-84	190A, 75kW at 400V	4.6		Interpolated
AX150-30-11-84	CONTACTOR, 3 POLE, 125/170A, 600VAC, 120VAC COIL, 1NO, 1NC	125/170A	5.0		UUT-16
AX185-30-11-84	CONTACTOR, 3 POLE, 156/250A, 600VAC, 120VAC COIL, 1NO, 1NC	156/250A	8.0		UUT-17
3AXD50000050114	AX185-30-11-84	250A, 90kW at 400V	8.4		UUT-11
3AXD50000050115	AX205-30-11-84	275A, 110kW at 400V	8.4		Interpolated
AF265-30-00-97	CONTACTOR, 3 POLE, 350A, 75/200/250HP, 100-250VAC/DC (BXR)COIL, 1NO 1NC	350A	10.0		UUT-17
3AXD50000050116	AF265-30-00-13	400A, 140kW at 400V	10.2		UUT-11
AF400-30-11-70	CONTACTOR, 3 POLE, 550A, 125/350/400HP, 100-250VAC/DC COIL, 1NO 1NC	550A	27.0		UUT-20
AF460-30-11-70	CONTACTOR, 3 POLE, 150/400/500HP, 100-250VAC/DC COIL, 1NO 1NC	650 A	27.0		UUT-20

REVIEWED FOR CODE COMPLIANCE
OSHPD
OSP-0575
BY: Mohammad Aliaari
DATE: 03/19/2021
CALIFORNIA BUILDING CODE, 2019

Table 10 - Certified Subcomponents: Circuit Breakers - Type Code +F255

ABB Part Number	Description	Rating	Weight [lbs]	MFR	UUT
XT1HU3060AFF000 XXX	XT CIRCUIT BREAKER, 480VAC, 3 POLE, 60A, UL CURRENT LIMITING, 65KAIC	60A	3.07	ABB	Extrapolated
XT1HU3100AFF000 XXX	XT CIRCUIT BREAKER, 480VAC, 3 POLE, 100A, UL CURRENT LIMITING, 65KAIC	100A	3.07		Extrapolated
3AXD50000049164	XT1H 15 TMF	15 A	3.1		UUT-05
3AXD50000049168	XT1H 35 TMF	35 A	3.1		UUT-09
3AXD50000049169	XT1H 60 TMF	65 A	3.1		UUT-07
3AXD50000049170	XT1H 100 TMF	100 A	3.1		Interpolated
3AXD50000136520	XT2L 70 TMF	70 A	3.5		Interpolated
3AXD50000136537	XT2L 100 TMA	100 A	3.5		UUT-06, UUT-10
XT2LU3070AFF000 XXX	XT CIRCUIT BREAKER, 480VAC, 3 POLE, 70A, UL CURRENT LIMITING, 100KAIC	70A	3.53		Interpolated
T5N400E5W	CIRCUIT BREAKER, 600VAC, 400A, 3 POLE, MAGNETIC ONLY, ELECTRONIC MCP, 25KAIC	400A	4.15		UUT-17, UUT-18
T5L600BW	CIRCUIT BREAKER, 600VAC, 600A, 3 POLE, ELECTRONIC TRIP UNIT, 100KAIC	600A	4.15		UUT-19, UUT-20
3AXD50000049923	XT3S 125 TMF	125 A	4.6		UUT-08
3AXD50000049924	XT3S 225 TMF	225 A	4.6		Interpolated
XT3SU3125AFF000 XXX	XT CIRCUIT BREAKER, 480VAC, 3 POLE, 125A, UL CURRENT LIMITING, 35KAIC	125A	4.63		UUT-16
XT3SU3225AFF000 XXX	XT CIRCUIT BREAKER, 480VAC, 3 POLE, 225A, UL CURRENT LIMITING, 35KAIC	225A	4.63		Interpolated
3AXD50000146420	T5N400E5W	400 A	8.6		UUT-11

REVIEWED FOR CODE COMPLIANCE
OSHPD
OSP-0575
BY: Mohammad Alkadri
DATE: 03/19/2021
CALIFORNIA BUILDING CODE, 2019

Table 11 - Certified Subcomponents: Fuse Blocks

ABB Part Number	Description	Rating	Weight [lbs]	MFR	UUT
BMM603-1PQ	1 POLE FUSE BLOCK -SUPPLEMENTAL, 30A	30A	0.07	Cooper Bussmann	UUT-20
BCM603-2PQ	2 POLE FUSE BLOCK - CLASS CC, 30A	30A	0.15		UUT-20
3AUA0000142370	3 Pole, 31-60A, 600VAC, Class T	31-60A	0.6		UUT-07
FU0005A64	1 Pole, BSMN T60200-1C, 200A	101-200A	1.0		Interpolated
T60200-1C	1 POLE FUSE BLOCK - CLASS T, 200A	200A	1.04		UUT-16
T60400-1C	1 POLE FUSE BLOCK - CLASS T, 400A	400A	1.20		UUT-17, UUT-18
3AUA0000142380	1 Pole, 600VAC, 400A, Class T	201-400A	1.3		UUT-11
3AUA0000142373	3 Pole, 61-100A,600V, Class T	61-100A	1.5		UUT-06, UUT-08, UUT-10, UUT-21
T60600-1C	1 POLE FUSE BLOCK - CLASS T, 600A	600A	2.53		UUT-19, UUT-20

REVIEWED FOR CODE COMPLIANCE
OSHPD
OSP-0575
BY: Mohammad Aliaari
DATE: 03/19/2021
CALIFORNIA BUILDING CODE, 2019

Table 12 - Certified Subcomponents: Disconnect Switches / Service Switches

ABB Part Number	Description	Rating	Weight [lbs]	MFR	UUT
3AUA0000049777	Disconnect Switch	100A	0.8	ABB	UUT-06, UUT-10, UUT-21
3AXD50000049831	OT30F	30A	0.8		UUT-05, UUT-09
3AXD50000049832	OT60F	60A	0.8		Interpolated
3AUA0000019627	Disconnect Switch	200A	1.2		Interpolated
OT200U03	DISCONNECT SWITCH, 200A, 3P, 600VAC, 200HP @ 480V	200A	3.30		Interpolated
3AXD50000139828	XT2D	125A	3.5		Interpolated
T5H400DW	MOLDED CASE SWITCH, 600VAC, 400A, 3 POLE, MAGNETIC ONLY, 65KA	400A	4.15		Interpolated
T5L600DW	MOLDED CASE SWITCH, 600VAC, 600A, 3 POLE, MAGNETIC ONLY, 100KA	600A	4.15		UUT-20
T5H600DW	MOLDED CASE SWITCH, 600VAC, 600A, 3 POLE, MAGNETIC ONLY, 65KA	600A	4.15		Interpolated
3AXD50000049819	OT400U03	400 A	6.7		UUT-11
OT400U03	DISCONNECT SWITCH, 400A, 3P, 600VAC, 250HP @ 480V	400A	6.70		Extrapolated

Table 13 - Certified Subcomponents: Filters

ABB Part Number	Description	Material	Weight [lbs]	MFR	UUT
11760004050	GRILL AND FILTER, 12" (PFA 60000)	type 12	1.54	PFANNEN-BERG	UUT-17, UUT-18, UUT-19
3AUA0000004887	Filter air, precut 150*300*12.5 mm	polyester/plastic	< 0.2	Tex Air	UUT-11

REVIEWED FOR CODE COMPLIANCE
OSHPD
OSP-0575
BY: Mohammad Allaah
DATE: 03/19/2021
CALIFORNIA BUILDING CODE, 2019

Table 14 - Certified Subcomponents: Current Transformers

ABB Part Number	Description	Rating	Weight [lbs]	MFR	UUT
3AUA0000014759	Current Transformer (CT)	25:1	0.4	ABB	UUT-05, UUT-09
X4150PSF1	CONTROL TRANSFORMER, 150VA, PRI: 460/230V, SEC: 115/24V	150VA	9.0		UUT-16
X4250PSF1	CONTROL TRANSFORMER, 250VA, PRI: 460/230V, SEC: 115/24V	250VA	11.0		UUT-17, UUT-18
X4500PSF1	CONTROL TRANSFORMER, 500VA, PRI: 460/230V, SEC: 115/24V	500VA	22.0		Interpolated
X4750PS1	CONTROL TRANSFORMER, 750VA, PRI: 460/230V, SEC: 115V	750VA	25.0		UUT-19
X41K1	CONTROL TRANSFORMER, 1000VA, PRI: 460/230V, SEC: 115/24V	1000VA	33.0		UUT-20
3AUA476001B24	Current Transformer (CT)	200:5	0.4	Tyco Electronics/ Narayan Powertech Pvt. Ltd./ Instrument Transformer Technologies, LLC	UUT-11
3AUA0000014760	Current Transformer (CT)	75:1	0.4		UUT-06, UUT-10, UUT-21
3AUA0000004443	Current Transformer (CT)	300:5	0.4		Interpolated
3AUA476001B25	Current Transformer (CT)	500:5	1.0		UUT-11

REVIEWED FOR CODE COMPLIANCE
OSHPD
OSP-0575
BY: Mohammad Alsaadi
DATE: 03/19/2021
CALIFORNIA BUILDING CODE, 2019

Table 15 - Certified Subcomponents: Reactors - Type Code +E213

ABB Part Number	Description	Rating	Weight [lbs]	MFR	UUT
3AUA0000008409	MOV for 230V Line Reactor	230 Volts at 240 Joules	0.4	ABB	Extrapolated
3AUA0000008410	MOV for 480V Line Reactor	480 Volts at 470 Joules	0.4		UUT-09, UUT-10
3AUA0000008411	MOV for 600V Line Reactor	600 Volts at 300 Joules	0.4		Interpolated
3AUA0000015536	AC Line Reactor R1 1.2mH,12A Continuous-NEW TYPE 12	1.2mH, 12A	5.4		Interpolated
3AUA0000015537	AC Line Reactor R2 0.42mH,31A Continuous-NEW TYPE 12	0.42mH, 31A	6.6		UUT-09
3AUA0000015538	AC Line Reactor R3 0.33mH,59A Continuous-NEW TYPE 12	0.33mH, 59A	15.8		Interpolated
3AUA0000015539	AC Line Reactor R4 0.18mH,75A Continuous-NEW TYPE 12	0.18mH, 75A	16.0		UUT-10
KDRF25L	LINE REACTOR, 40HP, 208/240VAC, 3%, UL OPEN, 114A	114a	30.0	TCI	Interpolated
KDRF26L	LINE REACTOR, 50HP, 208/240VAC, 3%, UL OPEN, 143A	143a	30.0		Interpolated
KDRF24L	LINE REACTOR, 30HP, 208/240VAC, 3%, UL OPEN, 88A	88a	30.0		Interpolated
KDRF3L	LINE REACTOR, 75HP, 480VAC, 3%, UL OPEN, 96A	96a	30.0		UUT-16
KDRH3L	LINE REACTOR, 100HP, 480VAC, 3%, UL OPEN, 124A	124a	40.0		Interpolated
KDRH2L	LINE REACTOR, 125HP, 480VAC, 3%, UL OPEN, 156A	156a	40.0		Interpolated
KDRH1L	LINE REACTOR, 150HP, 480VAC, 3%, UL OPEN, 180A	180a	40.0		Interpolated
KDRH22L	LINE REACTOR, 60HP, 208/240VAC, 3%, UL OPEN, 169A	169a	45.0		Interpolated
KDRI23L	LINE REACTOR, 75HP, 208/240VAC, 3%, UL OPEN, 211A	211a	50.0		Interpolated
KDRI24L	LINE REACTOR, 100HP, 208/240VAC, 3%, UL OPEN, 273A	273a	50.0		UUT-18
KDRG3L	LINE REACTOR, 200HP, 480VAC, 3%, UL OPEN, 240A	240a	65.0		UUT-17
KDRG1L	LINE REACTOR, 250HP, 480VAC, 3%, UL OPEN, 302A	302a	65.0		Interpolated
KDRG2L	LINE REACTOR, 300HP, 480VAC, 3%, UL OPEN, 361A	361a	65.0		Interpolated
KDRJ2L	LINE REACTOR, 350HP, 480VAC, 3%, UL OPEN, 414A	414a	70.0		UUT-19

APPROVED FOR CODE COMPLIANCE
OSHPD
OSP-0575
BY: Mohammad Allaqi
EXPIRATION DATE: 03/19/2021
APPROVED FOR 2019 CALIFORNIA BUILDING CODE

Table 16 - Certified Subcomponents: Optional Subcomponents

Description	Type Code	Description	Weight [lbs]	UUT
External 24 V DC/AC & Digital I/O Extension (2xRO abd 1xDO)	L501	CMOD-01	< 0.3	Extrapolated
External 24 V & Isolated PTC Interface	L523	CMOD-02	< 0.3	Extrapolated
ATEX Certified PTC Interface & External 24V	L537	CPTC-02	< 0.3	Extrapolated
Bipolar Analog IO Extension	L500	CBAI-01	< 0.2	Extrapolated
115/230V Digital input (6xDI & 2xRO)	L512	CHDI-01	< 0.3	UUT-10
Analog I/O Extension	L500	FIO-11	< 0.3	UUT-13
Digital I/O Extension	L501	FIO-01	< 0.3	Extrapolated
HTL encoder Interface	L502	FEN-31	< 0.3	UUT-13
Resolver Interface	L516	FEN-21	< 0.3	Extrapolated
TTL Encoder Interface	L517	FEN-01	< 0.3	Extrapolated
Absolute Encoder Interface	L518	FEN-11	< 0.3	Extrapolated
Digital I/O Extension 2	L526	FDIO-01	< 0.3	UUT-15
Analog I/O Extension 2	L525	FAIO-01	< 0.3	UUT-14
Thermistor Protection Module	L536	FPTC-01	< 0.3	Extrapolated
Pulse Encoder Interface	L521	FSE-31	< 0.3	UUT-15
DDCS Communication 10/10 MBd	L503	FDCO-01	< 0.3	UUT-14
DDCS Communication 5/10 MBd	L508	FDCO-02	< 0.3	Extrapolated
PROFIBUS-DP	K454	FPBA-01	< 0.3	UUT-05
CANopen	K457	FCAN-01	< 0.3	Extrapolated
DeviceNet	K451	FDNA-01	< 0.3	UUT-15
Modbus/RTU	K458	FSCA-01	< 0.3	Extrapolated
ControlNet	K462	FCNA-01	< 0.3	UUT-09
Ethernet (EtherNet/IP, Modbus/TCP, Profinet)	K473	FENA-11	< 0.3	Extrapolated
EtherCAT	K469	FECA-01	< 0.3	Extrapolated
Ethernet Powerlink	K470	FEPL-02	< 0.3	Extrapolated
2-port Ethernet (EtherNet/IP, Modbus/TCP, Profinet)	K475	FENA-21	< 0.3	UUT-11
Two-Port EtherNet / IP Adapter FEIP-21	K490	FEIP-21	< 0.3	Extrapolated
BACnet / IP (2-port)	K465	FBIP-21	< 0.3	Extrapolated
EtherNet Adapter	K466	FENA-01	< 0.3	Extrapolated
Two-Port Modbus / TCP Adapter FMBT-21	K491	FMBT-21	< 0.3	Extrapolated
Two-Port Profinet / I/O Adapter FPNO-21	K492	FPNO-21	< 0.3	Extrapolated
Safety Functions Fieldbus Module FSPS-21	Q986	FSPS-21	< 0.3	UUT-14
LonWorks	K452	FLON-01	< 0.3	UUT-10
Functional Safety Module	Q973	FSO-12	< 0.3	Extrapolated
Functional Safety Module - Requires FSE Safe Direction	Q972	FSO-21	< 0.3	UUT-13
ACH580 H&-Off-Auto Control Panel	J400	ACH-AP-H	< 0.2	UUT-01, UUT-02, UUT-03, UUT-05, UUT-06, UUT-07, UUT-08, UUT-09, UUT-10, UUT-11, UUT-12
Control Panel with Bluetooth Interface	J429	ACH-AP-W	< 0.2	Interpolated
Assistant Control Panel (St&ard)	J400	AS-AP-S	< 0.2	Interpolated
Assistant Control Panel	J425	ACS-AP-I	< 0.2	Interpolated
Basic Control Panel	J404	ACS-BP-S	< 0.2	Interpolated
Assistant Control Panel with Bluetooth Interface	J429	ACS-AP-W	< 0.2	UUT-04, UUT-13, UUT-14, UUT-15
Blank Control Panel Cover (No Control Panel)	J424	CDUM-01	< 0.2	Extrapolated
Panel Bus Adapter		CDPI-01	< 0.2	UUT - 09, UUT - 10
UL Type 12 / IP 55	B056	NA	NA	UUT-02, UUT-04, UUT-08, UUT-11, UUT-15
UL Type 3R	B058	NA	NA	UUT-10
EMC / Common Mode Filters	Exxx	NA	NA	UUT-04, UUT-13, UUT-14, UUT-15
Resistor Braking	Dxxx	NA	NA	UUT-13, UUT-15
Cabinet Mounting Option	P94x	NA	NA	UUT-09, UUT-10, UUT-11
Flange Mount Option	C135	NA	NA	UUT-12, UUT-13

Note: 1. ABB is the manufacturer for all units.
2. All units were tested rigid and isolated
3. Type Codes are appended to Model Numbers from Certified Product Table

REVIEWED FOR CODE COMPLIANCE
OSHPD
OSP-0575
By: Mohammad Alsabri
DATE: 03/19/2021
CALIFORNIA BUILDING CODE

UNIT UNDER TEST (UUT)
Summary Sheet

UUT-01A

30686-1801 Rev01; UUT-1A

Model Line	Model Number	Manufacturer
ACx580	ACH580-01-044A-4	ABB

Product Construction Summary

Plastic Type 1 Enclosure

Options / Subcomponent Summary

Variable Frequency Drive: ABB

UUT Properties

Weight [lbs]	Dimensions [in]			Lowest Nat. Freq. [Hz]		
	Length	Width	Height	F-B	S-S	V
26	9.0	8.0	19.0	N/A	N/A	N/A

UUT Highest Passed Seismic Run Information

Building Code	Test Criteria	S_{DS}	z/h	I_P	A_{FLX-H}	A_{RIG-H}	A_{FLX-V}	A_{RIG-V}
CBC 2019	ICC-ES AC156	2.00	1.0	1.5	3.20	2.40	NA	NA
		2.50	0.0	1.5	NA	NA	1.67	0.67

Test Mounting Details

UUT was mounted to the wall fixture using (4) 10-32 bolts. Wall fixture was rigidly mountd to the table using M12 threaded rods spaced 8" on center.



All units were filled with contents and maintained structural integrity and functionality after AC-156 test.

REVIEWED FOR CODE COMPLIANCE
OSHPD
OSP-0575
BY: Mohammad Aligari
DATE: 03/19/2021
CALIFORNIA BUILDING CODE, 2019

UNIT UNDER TEST (UUT)
Summary Sheet

UUT-01B

30686-1801 Rev01; UUT-1B

Model Line	Model Number	Manufacturer
ACx580	ACH580-01-044A-4	ABB

Product Construction Summary

Plastic Type 1 Enclosure

Options / Subcomponent Summary

Variable Frequency Drive: ABB

UUT Properties

Weight [lbs]	Dimensions [in]			Lowest Nat. Freq. [Hz]		
	Length	Width	Height	F-B	S-S	V
26	9.0	8.0	19.0	N/A	N/A	N/A

UUT Highest Passed Seismic Run Information

Building Code	Test Criteria	S_{DS}	z/h	I_P	A_{FLX-H}	A_{RIG-H}	A_{FLX-V}	A_{RIG-V}
CBC 2019	ICC-ES AC156	2.00	1.0	1.5	3.20	2.40	NA	NA
		2.50	0.0	1.5	NA	NA	1.67	0.67

Test Mounting Details

UUT was mounted to the wall fixture using (4) 10-32 bolts. Wall fixture was isolated using (4) VMC MSSH-1E-530N isolators attached to the fixture using (1) 3/4" grade 5 bolt per isolator. The isolators were attached to the shake table using (4) 1/2" grade 5 bolts per isolator.





All units were filled with contents and maintained structural integrity and functionality after AC-156 test.

REVIEWED FOR CODE COMPLIANCE
OSHPD
OSP-0575
BY: Mohammad Alizari
DATE: 03/19/2021
CALIFORNIA BUILDING CODE, 20

UNIT UNDER TEST (UUT)
Summary Sheet

UUT-02A

30686-1801 Rev01; UUT-1B

Model Line	Model Number	Manufacturer
ACx580	ACH580-01-414A-4	ABB

Product Construction Summary

Plastic Type 12 Enclosure with Drip Hood

Options / Subcomponent Summary

Variable Frequency Drive: ABB

UUT Properties

Weight [lbs]	Dimensions [in]			Lowest Nat. Freq. [Hz]		
	Length	Width	Height	F-B	S-S	V
216	15.0	19.0	38.0	N/A	N/A	N/A

UUT Highest Passed Seismic Run Information

Building Code	Test Criteria	S_{DS}	z/h	I_P	A_{FLX-H}	A_{RIG-H}	A_{FLX-V}	A_{RIG-V}
CBC 2019	ICC-ES AC156	2.00	1.0	1.5	3.20	2.40	NA	NA
		2.50	0.0	1.5	NA	NA	1.67	0.67

Test Mounting Details

UUT was mounted to the wall fixture using (4) 5/16" grade 8 bolts. Wall fixture was rigidly mountd to the table using M12 threaded rods spaced 8" on center.

All units were filled with contents and maintained structural integrity and functionality after AC-156 test.

REVIEWED FOR CODE COMPLIANCE
OSHPD
OSP-0575
BY: Mohammad Alipari
DATE: 03/19/2021
CALIFORNIA BUILDING CODE 2019

UNIT UNDER TEST (UUT)
Summary Sheet

UUT-02B

30686-1801 Rev01; UUT-1B

Model Line	Model Number	Manufacturer
ACx580	ACH580-01-414A-4	ABB

Product Construction Summary

Plastic Type 12 Enclosure with Drip Hood

Options / Subcomponent Summary

Variable Frequency Drive: ABB

UUT Properties

Weight [lbs]	Dimensions [in]			Lowest Nat. Freq. [Hz]		
	Length	Width	Height	F-B	S-S	V
216	15.0	19.0	38.0	N/A	N/A	N/A

UUT Highest Passed Seismic Run Information

Building Code	Test Criteria	S_{DS}	z/h	I_P	A_{FLX-H}	A_{RIG-H}	A_{FLX-V}	A_{RIG-V}
CBC 2019	ICC-ES AC156	2.00	1.0	1.5	3.20	2.40	NA	NA
		2.50	0.0	1.5	NA	NA	1.67	0.67

Test Mounting Details

UUT was mounted to the wall fixture using (4) 5/16" grade 8 bolts. Wall fixture was isolated using (4) VMC MSSH-1E-530N isolators attached to the fixture using (1) 3/4" grade 5 bolt per isolator. The isolators were attached to the shake table using (4) 1/2" grade 5 bolts per isolator.



All units were filled with contents and maintained structural integrity and functionality after AC-156 test.

REVIEWED FOR CODE COMPLIANCE
OSHPD
OSP-0575
BY: Mohammad Aligari
DATE: 03/19/2021
CALIFORNIA BUILDING CODE, 2019

UNIT UNDER TEST (UUT)
Summary Sheet

UUT-03A

30686-1801 Rev01; UUT-1B

Model Line	Model Number	Manufacturer
ACx580	ACH580-31-023A-4	ABB

Product Construction Summary

Plastic Type 1 Enclosure

Options / Subcomponent Summary

Variable Frequency Drive: ABB

UUT Properties

Weight [lbs]	Dimensions [in]			Lowest Nat. Freq. [Hz]		
	Length	Width	Height	F-B	S-S	V
44	8.0	14.0	20.0	N/A	N/A	N/A

UUT Highest Passed Seismic Run Information

Building Code	Test Criteria	S_{DS}	z/h	I_P	A_{FLX-H}	A_{RIG-H}	A_{FLX-V}	A_{RIG-V}
CBC 2019	ICC-ES AC156	2.00	1.0	1.5	3.20	2.40	NA	NA
		2.50	0.0	1.5	NA	NA	1.67	0.67

Test Mounting Details

UUT was mounted to the wall fixture using (4) 10-32 bolts. Wall fixture was rigidly mountd to the table using M12 threaded rods spaced 8" on center.

All units were filled with contents and maintained structural integrity and functionality after AC-156 test.

REVIEWED FOR CODE COMPLIANCE
OSHPD
OSP-0575
BY: Mohammad Aligari
DATE: 03/19/2021
CALIFORNIA BUILDING CODE, 2019

UNIT UNDER TEST (UUT)
Summary Sheet

UUT-03B

30686-1801 Rev01; UUT-1B

Model Line	Model Number	Manufacturer
ACx580	ACH580-31-023A-4	ABB

Product Construction Summary

Plastic Type 1 Enclosure

Options / Subcomponent Summary

Variable Frequency Drive: ABB

UUT Properties

Weight [lbs]	Dimensions [in]			Lowest Nat. Freq. [Hz]		
	Length	Width	Height	F-B	S-S	V
44	8.0	14.0	20.0	N/A	N/A	N/A

UUT Highest Passed Seismic Run Information

Building Code	Test Criteria	S_{DS}	z/h	I_P	A_{FLX-H}	A_{RIG-H}	A_{FLX-V}	A_{RIG-V}
CBC 2019	ICC-ES AC156	2.00	1.0	1.5	3.20	2.40	NA	NA
		2.50	0.0	1.5	NA	NA	1.67	0.67

Test Mounting Details

UUT was mounted to the wall fixture using (4) 10-32 bolts. Wall fixture was isolated using (4) VMC MSSH-1E-530N isolators attached to the fixture using (1) 3/4" grade 5 bolt per isolator. The isolators were attached to the shake table using (4) 1/2" grade 5 bolts per isolator.

REVIEWED FOR CODE COMPLIANCE
OSHPD
OSP-0575
BY: Mohammad Aligari
DATE: 03/19/2021
CALIFORNIA BUILDING CODE, 20



All units were filled with contents and maintained structural integrity and functionality after AC-156 test.

UNIT UNDER TEST (UUT)
Summary Sheet

UUT-04A

30686-1801 Rev01; UUT-1B

Model Line	Model Number	Manufacturer
ACx880	ACS880-11-180A-5	ABB

Product Construction Summary

Plastic Type 12 Enclosure with Drip Hood

Options / Subcomponent Summary

Variable Frequency Drive: ABB

UUT Properties

Weight [lbs]	Dimensions [in]			Lowest Nat. Freq. [Hz]		
	Length	Width	Height	F-B	S-S	V
268	20.0	12.0	38.0	N/A	N/A	N/A

UUT Highest Passed Seismic Run Information

Building Code	Test Criteria	S_{DS}	z/h	I_P	A_{FLX-H}	A_{RIG-H}	A_{FLX-V}	A_{RIG-V}
CBC 2019	ICC-ES AC156	2.00	1.0	1.5	3.20	2.40	NA	NA
		2.50	0.0	1.5	NA	NA	1.67	0.67

Test Mounting Details

UUT was mounted to the wall fixture using (4) 5/16" grade 8 bolts. Wall fixture was rigidly mountd to the table using M12 threaded rods spaced 8" on center.

All units were filled with contents and maintained structural integrity and functionality after AC-156 test.

REVIEWED FOR CODE COMPLIANCE
OSHPD
OSP-0575
BY: Mohammad Alizari
DATE: 03/19/2021
CALIFORNIA BUILDING CODE 2019

UNIT UNDER TEST (UUT)
Summary Sheet

UUT-04B

30686-1801 Rev01; UUT-1B

Model Line	Model Number	Manufacturer
ACx880	ACS880-11-180A-5	ABB

Product Construction Summary

Plastic Type 12 Enclosure with Drip Hood

Options / Subcomponent Summary

Variable Frequency Drive: ABB

UUT Properties

Weight [lbs]	Dimensions [in]			Lowest Nat. Freq. [Hz]		
	Length	Width	Height	F-B	S-S	V
268	20.0	12.0	38.0	N/A	N/A	N/A

UUT Highest Passed Seismic Run Information

Building Code	Test Criteria	S_{DS}	z/h	I_P	A_{FLX-H}	A_{RIG-H}	A_{FLX-V}	A_{RIG-V}
CBC 2019	ICC-ES AC156	2.00	1.0	1.5	3.20	2.40	NA	NA
		2.50	0.0	1.5	NA	NA	1.67	0.67

Test Mounting Details

UUT was mounted to the wall fixture using (4) 5/16" grade 8 bolts. Wall fixture was isolated using (4) VMC MSSH-1E-530N isolators attached to the fixture using (1) 3/4" grade 5 bolt per isolator. The isolators were attached to the shake table using (4) 1/2" grade 5 bolts per isolator.



All units were filled with contents and maintained structural integrity and functionality after AC-156 test.

REVIEWED FOR CODE COMPLIANCE
OSHPD
OSP-0575
BY: Mohammad Aligari
DATE: 03/19/2021
CALIFORNIA BUILDING CODE, 2019

UNIT UNDER TEST (UUT)
Summary Sheet

UUT-05A

30686-1801 Rev01; UUT-1B

Model Line	Model Number	Manufacturer
ACx580	ACH580-VCR-012A-4	ABB

Product Construction Summary

Plastic Type 1 Enclosure with Carbon Steel R1 Base

Options / Subcomponent Summary

Variable Frequency Drive: ABB; Fuses: Bussman Cooper; Disconnects: ABB; Contactors: ABB; Circuit Breakers: ABB

UUT Properties

Weight [lbs]	Dimensions [in]			Lowest Nat. Freq. [Hz]		
	Length	Width	Height	F-B	S-S	V
30	9.0	5.0	40.0	N/A	N/A	N/A

UUT Highest Passed Seismic Run Information

Building Code	Test Criteria	S_{DS}	z/h	I_P	A_{FLX-H}	A_{RIG-H}	A_{FLX-V}	A_{RIG-V}
CBC 2019	ICC-ES AC156	2.00	1.0	1.5	3.20	2.40	NA	NA
		2.50	0.0	1.5	NA	NA	1.67	0.67

Test Mounting Details

UUT was mounted to the wall fixture using (4) 1/4" grade 8 bolts. Wall fixture was rigidly mountd to the table using M12 threaded rods spaced 8" on center.

All units were filled with contents and maintained structural integrity and functionality after AC-156 test.

REVIEWED FOR CODE COMPLIANCE
OSHPD
OSP-0575
BY: Mohammad Alipari
DATE: 03/19/2021
CALIFORNIA BUILDING CODE, 2019

UNIT UNDER TEST (UUT)
Summary Sheet

UUT-05B

30686-1801 Rev01; UUT-1B

Model Line	Model Number	Manufacturer
ACx580	ACH580-VCR-012A-4	ABB

Product Construction Summary

Plastic Type 1 Enclosure with Carbon Steel R1 Base

Options / Subcomponent Summary

Variable Frequency Drive: ABB; Fuses: Bussman Cooper; Disconnects: ABB

UUT Properties

Weight [lbs]	Dimensions [in]			Lowest Nat. Freq. [Hz]		
	Length	Width	Height	F-B	S-S	V
30	9.0	5.0	40.0	N/A	N/A	N/A

UUT Highest Passed Seismic Run Information

Building Code	Test Criteria	S_{DS}	z/h	I_P	A_{FLX-H}	A_{RIG-H}	A_{FLX-V}	A_{RIG-V}
CBC 2019	ICC-ES AC156	2.00	1.0	1.5	3.20	2.40	NA	NA
		2.50	0.0	1.5	NA	NA	1.67	0.67

Test Mounting Details

UUT was mounted to the wall fixture using (4) 1/4" grade 8 bolts. Wall fixture was isolated using (4) VMC MSSH-1E-530N isolators attached to the fixture using (1) 3/4" grade 5 bolt per isolator. The isolators were attached to the shake table using (4) 1/2" grade 5 bolts per isolator.



All units were filled with contents and maintained structural integrity and functionality after AC-156 test.

REVIEWED FOR CODE COMPLIANCE
OSHPD
OSP-0575
BY: Mohammad Aligari
DATE: 03/19/2021
CALIFORNIA BUILDING CODE, 201

UNIT UNDER TEST (UUT)
Summary Sheet

UUT-06A

30686-1801 Rev01; UUT-1B

Model Line	Model Number	Manufacturer
ACx580	ACH580-VCR-065A-4	ABB

Product Construction Summary

Plastic Type 1 Enclosure with Carbon Steel R4 Base

Options / Subcomponent Summary

Variable Frequency Drive: ABB; Fuses: Bussmann Cooper; Terminal Blocks: Bussmann Cooper; Disconnects: ABB; Contactors: ABB; Circuit Breakers: ABB

UUT Properties

Weight [lbs]	Dimensions [in]			Lowest Nat. Freq. [Hz]		
	Length	Width	Height	F-B	S-S	V
86	10.0	8.0	56.0	N/A	N/A	N/A

UUT Highest Passed Seismic Run Information

Building Code	Test Criteria	S_{DS}	z/h	I_P	A_{FLX-H}	A_{RIG-H}	A_{FLX-V}	A_{RIG-V}
CBC 2019	ICC-ES AC156	2.00	1.0	1.5	3.20	2.40	NA	NA
		2.50	0.0	1.5	NA	NA	1.67	0.67

Test Mounting Details

UUT was mounted to the wall fixture using (4) 5/16" grade 8 bolts. Wall fixture was rigidly mountd to the table using M12 threaded rods spaced 8" on center.

All units were filled with contents and maintained structural integrity and functionality after AC-156 test.

REVIEWED FOR CODE COMPLIANCE
OSHPD
OSP-0575
BY: Mohammad Alipari
DATE: 03/19/2021
CALIFORNIA BUILDING CODE 2019

UNIT UNDER TEST (UUT)
Summary Sheet

UUT-06B

30686-1801 Rev01; UUT-1B

Model Line	Model Number	Manufacturer
ACx580	ACH580-VCR-065A-4	ABB

Product Construction Summary

Plastic Type 1 Enclosure with Carbon Steel R4 Base

Options / Subcomponent Summary

Variable Frequency Drive: ABB; Fuses: Bussmann Cooper; Terminal Blocks: Bussmann Cooper; Disconnects: ABB; Contactors: ABB; Circuit Breakers: ABB

UUT Properties

Weight [lbs]	Dimensions [in]			Lowest Nat. Freq. [Hz]		
	Length	Width	Height	F-B	S-S	V
86	10.0	8.0	56.0	N/A	N/A	N/A

UUT Highest Passed Seismic Run Information

Building Code	Test Criteria	S_{DS}	z/h	I_P	A_{FLX-H}	A_{RIG-H}	A_{FLX-V}	A_{RIG-V}
CBC 2019	ICC-ES AC156	2.00	1.0	1.5	3.20	2.40	NA	NA
		2.50	0.0	1.5	NA	NA	1.67	0.67

Test Mounting Details

UUT was mounted to the wall fixture using (4) 5/16" grade 8 bolts. Wall fixture was isolated using (4) VMC MSSH-1E-530N isolators attached to the fixture using (1) 3/4" grade 5 bolt per isolator. The isolators were attached to the shake table using (4) 1/2" grade 5 bolts per isolator.



All units were filled with contents and maintained structural integrity and functionality after AC-156 test.

REVIEWED FOR CODE COMPLIANCE
OSHPD
OSP-0575
BY: Mohammad Aligari
DATE: 03/19/2021
CALIFORNIA BUILDING CODE, 2019

UNIT UNDER TEST (UUT)
Summary Sheet

UUT-07A

30686-1801 Rev01; UUT-1B

Model Line	Model Number	Manufacturer
ACx580	ACH580-PCR-044A-4	ABB

Product Construction Summary

Plastic Type 1 Enclosure with Carbon Steel R3 Base

Options / Subcomponent Summary

Variable Frequency Drive: ABB; Fuses: Bussmann Cooper; Circuit Breakers: ABB; Accessories: ABB

UUT Properties

Weight [lbs]	Dimensions [in]			Lowest Nat. Freq. [Hz]		
	Length	Width	Height	F-B	S-S	V
39	12.0	8.0	34.0	N/A	N/A	N/A

UUT Highest Passed Seismic Run Information

Building Code	Test Criteria	S_{DS}	z/h	I_P	A_{FLX-H}	A_{RIG-H}	A_{FLX-V}	A_{RIG-V}
CBC 2019	ICC-ES AC156	2.00	1.0	1.5	3.20	2.40	NA	NA
		2.50	0.0	1.5	NA	NA	1.67	0.67

Test Mounting Details

UUT was mounted to the wall fixture using (6) 1/4" grade 8 bolts. Wall fixture was rigidly mountd to the table using M12 threaded rods spaced 8" on center.

All units were filled with contents and maintained structural integrity and functionality after AC-156 test.

REVIEWED FOR CODE COMPLIANCE
OSHPD
OSP-0575
BY: Mohammad Alipari
DATE: 03/19/2021
CALIFORNIA BUILDING CODE 2019

UNIT UNDER TEST (UUT)
Summary Sheet

UUT-07B

30686-1801 Rev01; UUT-1B

Model Line	Model Number	Manufacturer
ACx580	ACH580-PCR-044A-4	ABB

Product Construction Summary

Plastic Type 1 Enclosure with Carbon Steel R3 Base

Options / Subcomponent Summary

Variable Frequency Drive: ABB; Fuses: Bussmann Cooper; Circuit Breakers: ABB; Accessories: ABB

UUT Properties

Weight [lbs]	Dimensions [in]			Lowest Nat. Freq. [Hz]		
	Length	Width	Height	F-B	S-S	V
39	12.0	8.0	34.0	N/A	N/A	N/A

UUT Highest Passed Seismic Run Information

Building Code	Test Criteria	S_{DS}	z/h	I_P	A_{FLX-H}	A_{RIG-H}	A_{FLX-V}	A_{RIG-V}
CBC 2019	ICC-ES AC156	2.00	1.0	1.5	3.20	2.40	NA	NA
		2.50	0.0	1.5	NA	NA	1.67	0.67

Test Mounting Details

UUT was mounted to the wall fixture using (6) 1/4" grade 8 bolts. Wall fixture was isolated using (4) VMC MSSH-1E-530N isolators attached to the fixture using (1) 3/4" grade 5 bolt per isolator. The isolators were attached to the shake table using (4) 1/2" grade 5 bolts per isolator.



All units were filled with contents and maintained structural integrity and functionality after AC-156 test.

REVIEWED FOR CODE COMPLIANCE
OSHPD
OSP-0575
BY: Mohammad Aligari
DATE: 03/19/2021
CALIFORNIA BUILDING CODE, 201

UNIT UNDER TEST (UUT)
Summary Sheet

UUT-07C

30686-1801 Rev01; UUT-1B

Model Line	Model Number	Manufacturer
ACx580	ACH580-PCR-044A-4	ABB

Product Construction Summary

Plastic Type 1 Enclosure with Plastic R3 Base

Options / Subcomponent Summary

Variable Frequency Drive: ABB; Fuses: Bussmann Cooper; Circuit Breakers: ABB; Accessories: ABB

UUT Properties

Weight [lbs]	Dimensions [in]			Lowest Nat. Freq. [Hz]		
	Length	Width	Height	F-B	S-S	V
39	12.0	8.0	34.0	N/A	N/A	N/A

UUT Highest Passed Seismic Run Information

Building Code	Test Criteria	S_{DS}	z/h	I_P	A_{FLX-H}	A_{RIG-H}	A_{FLX-V}	A_{RIG-V}
CBC 2019	ICC-ES AC156	2.00	1.0	1.5	3.20	2.40	NA	NA
		2.50	0.0	1.5	NA	NA	1.67	0.67

Test Mounting Details

UUT was mounted to the wall fixture using (4) 1/4" grade 8 bolts. Wall fixture was rigidly mountd to the table using M12 threaded rods spaced 8" on center.

All units were filled with contents and maintained structural integrity and functionality after AC-156 test.

REVIEWED FOR CODE COMPLIANCE
OSHPD
OSP-0575
BY: Mohammad Alipari
DATE: 03/19/2021
CALIFORNIA BUILDING CODE 2019

UNIT UNDER TEST (UUT)
Summary Sheet

UUT-07D

30686-1801 Rev01; UUT-1B

Model Line	Model Number	Manufacturer
ACx580	ACH580-PCR-044A-4	ABB

Product Construction Summary

Plastic Type 1 Enclosure with Plastic R3 Base

Options / Subcomponent Summary

Variable Frequency Drive: ABB; Fuses: Bussmann Cooper; Circuit Breakers: ABB; Accessories: ABB

UUT Properties

Weight [lbs]	Dimensions [in]			Lowest Nat. Freq. [Hz]		
	Length	Width	Height	F-B	S-S	V
39	12.0	8.0	34.0	N/A	N/A	N/A

UUT Highest Passed Seismic Run Information

Building Code	Test Criteria	S_{DS}	z/h	I_P	A_{FLX-H}	A_{RIG-H}	A_{FLX-V}	A_{RIG-V}
CBC 2019	ICC-ES AC156	2.00	1.0	1.5	3.20	2.40	NA	NA
		2.50	0.0	1.5	NA	NA	1.67	0.67

Test Mounting Details

UUT was mounted to the wall fixture using (4) 1/4" grade 8 bolts. Wall fixture was isolated using (4) VMC MSSH-1E-530N isolators attached to the fixture using (1) 3/4" grade 5 bolt per isolator. The isolators were attached to the shake table using (4) 1/2" grade 5 bolts per isolator.



All units were filled with contents and maintained structural integrity and functionality after AC-156 test.

REVIEWED FOR CODE COMPLIANCE
OSHPD
OSP-0575
BY: Mohammad Aligari
DATE: 03/19/2021
CALIFORNIA BUILDING CODE, 201

UNIT UNDER TEST (UUT)
Summary Sheet

UUT-08A

30686-1801 Rev01; UUT-1B

Model Line	Model Number	Manufacturer
ACx580	ACH580-PCR-065A-4	ABB

Product Construction Summary

Plastic Type 1 Enclosure with Carbon Steel R4 Base

Options / Subcomponent Summary

Variable Frequency Drive: ABB; Fuses: Bussmann Cooper; Fans: Delta Products / NMB Technologies;
Circuit Breakers: ABB

UUT Properties

Weight [lbs]	Dimensions [in]			Lowest Nat. Freq. [Hz]		
	Length	Width	Height	F-B	S-S	V
59	13.0	8.0	39.0	N/A	N/A	N/A

UUT Highest Passed Seismic Run Information

Building Code	Test Criteria	S_{DS}	z/h	I_P	A_{FLX-H}	A_{RIG-H}	A_{FLX-V}	A_{RIG-V}
CBC 2019	ICC-ES AC156	2.00	1.0	1.5	3.20	2.40	NA	NA
		2.50	0.0	1.5	NA	NA	1.67	0.67

Test Mounting Details

UUT was mounted to the wall fixture using (6) 1/4" grade 8 bolts. Wall fixture was rigidly mountd to the table using M12 threaded rods spaced 8" on center.

All units were filled with contents and maintained structural integrity and functionality after AC-156 test.

REVIEWED FOR CODE COMPLIANCE
OSHPD
OSP-0575
BY: Mohammad Alipari
DATE: 03/19/2021
CALIFORNIA BUILDING CODE, 2019

UNIT UNDER TEST (UUT)
Summary Sheet

UUT-08B

30686-1801 Rev01; UUT-1B

Model Line	Model Number	Manufacturer
ACx580	ACH580-PCR-065A-4	ABB

Product Construction Summary

Plastic Type 1 Enclosure with Carbon Steel R4 Base

Options / Subcomponent Summary

Variable Frequency Drive: ABB; Fuses: Bussmann Cooper; Fans: Delta Products / NMB Technologies;
Circuit Breakers: ABB

UUT Properties

Weight [lbs]	Dimensions [in]			Lowest Nat. Freq. [Hz]		
	Length	Width	Height	F-B	S-S	V
59	13.0	8.0	39.0	N/A	N/A	N/A

UUT Highest Passed Seismic Run Information

Building Code	Test Criteria	S_{DS}	z/h	I_P	A_{FLX-H}	A_{RIG-H}	A_{FLX-V}	A_{RIG-V}
CBC 2019	ICC-ES AC156	2.00	1.0	1.5	3.20	2.40	NA	NA
		2.50	0.0	1.5	NA	NA	1.67	0.67

Test Mounting Details

UUT was mounted to the wall fixture using (6) 1/4" grade 8 bolts. Wall fixture was isolated using (4) VMC MSSH-1E-530N isolators attached to the fixture using (1) 3/4" grade 5 bolt per isolator. The isolators were attached to the shake table using (4) 1/2" grade 5 bolts per isolator.



All units were filled with contents and maintained structural integrity and functionality after AC-156 test.

REVIEWED FOR CODE COMPLIANCE
OSHPD
OSP-0575
BY: Mohammad Aligari
DATE: 03/19/2021
CALIFORNIA BUILDING CODE, 201

UNIT UNDER TEST (UUT)
Summary Sheet

UUT-08C

30686-1801 Rev01; UUT-1B

Model Line	Model Number	Manufacturer
ACx580	ACH580-PCR-065A-4	ABB

Product Construction Summary

Plastic Type 1 Enclosure with Carbon Steel R4 Base

Options / Subcomponent Summary

Variable Frequency Drive: ABB; Fuses: Bussmann Cooper; Fans: Delta Products / NMB Technologies;
Circuit Breakers: ABB

UUT Properties

Weight [lbs]	Dimensions [in]			Lowest Nat. Freq. [Hz]		
	Length	Width	Height	F-B	S-S	V
59	13.0	8.0	39.0	N/A	N/A	N/A

UUT Highest Passed Seismic Run Information

Building Code	Test Criteria	S_{DS}	z/h	I_P	A_{FLX-H}	A_{RIG-H}	A_{FLX-V}	A_{RIG-V}
CBC 2019	ICC-ES AC156	2.00	1.0	1.5	3.20	2.40	NA	NA
		2.50	0.0	1.5	NA	NA	1.67	0.67

Test Mounting Details

UUT was mounted to the wall fixture using (4) 1/4" grade 8 bolts. Wall fixture was rigidly mountd to the table using M12 threaded rods spaced 8" on center.

All units were filled with contents and maintained structural integrity and functionality after AC-156 test.

REVIEWED FOR CODE COMPLIANCE
OSHPD
OSP-0575
BY: Mohammad Alipari
DATE: 03/19/2021
CALIFORNIA BUILDING CODE, 2019

UNIT UNDER TEST (UUT)
Summary Sheet

UUT-08D

30686-1801 Rev01; UUT-1B

Model Line	Model Number	Manufacturer
ACx580	ACH580-PCR-065A-4	ABB

Product Construction Summary

Plastic Type 1 Enclosure with Carbon Steel R4 Base

Options / Subcomponent Summary

Variable Frequency Drive: ABB; Fuses: Bussmann Cooper; Fans: Delta Products / NMB Technologies;
Circuit Breakers: ABB

UUT Properties

Weight [lbs]	Dimensions [in]			Lowest Nat. Freq. [Hz]		
	Length	Width	Height	F-B	S-S	V
59	13.0	8.0	39.0	N/A	N/A	N/A

UUT Highest Passed Seismic Run Information

Building Code	Test Criteria	S_{DS}	z/h	I_P	A_{FLX-H}	A_{RIG-H}	A_{FLX-V}	A_{RIG-V}
CBC 2019	ICC-ES AC156	2.00	1.0	1.5	3.20	2.40	NA	NA
		2.50	0.0	1.5	NA	NA	1.67	0.67

Test Mounting Details

UUT was mounted to the wall fixture using (4) 1/4" grade 8 bolts. Wall fixture was isolated using (4) VMC MSSH-1E-530N isolators attached to the fixture using (1) 3/4" grade 5 bolt per isolator. The isolators were attached to the shake table using (4) 1/2" grade 5 bolts per isolator.



All units were filled with contents and maintained structural integrity and functionality after AC-156 test.

REVIEWED FOR CODE COMPLIANCE
OSHPD
OSP-0575
BY: Mohammad Aligari
DATE: 03/19/2021
CALIFORNIA BUILDING CODE, 201

UNIT UNDER TEST (UUT)
Summary Sheet

UUT-09A

30686-1801 Rev01; UUT-1B

Model Line	Model Number	Manufacturer
ACx580	ACH580-BCR-023A-4	ABB

Product Construction Summary

Plastic Type 1 Enclosure with Carbon Steel R2 Base

Options / Subcomponent Summary

Variable Frequency Drive: ABB; Fuses: Bussmann Cooper; Terminal Blocks: Bussmann Cooper; Fans: Delta Products / NMB Technologies; Disconnects: ABB; Contactors: ABB; Circuit Breakers: ABB

UUT Properties

Weight [lbs]	Dimensions [in]			Lowest Nat. Freq. [Hz]		
	Length	Width	Height	F-B	S-S	V
84	12.0	17.0	33.0	N/A	N/A	N/A

UUT Highest Passed Seismic Run Information

Building Code	Test Criteria	S_{DS}	z/h	I_P	A_{FLX-H}	A_{RIG-H}	A_{FLX-V}	A_{RIG-V}
CBC 2019	ICC-ES AC156	2.00	1.0	1.5	3.20	2.40	NA	NA
		2.50	0.0	1.5	NA	NA	1.67	0.67

Test Mounting Details

UUT was mounted to the wall fixture using (4) 5/16" grade 8 bolts. Wall fixture was rigidly mountd to the table using M12 threaded rods spaced 8" on center.

All units were filled with contents and maintained structural integrity and functionality after AC-156 test.

REVIEWED FOR CODE COMPLIANCE
OSHPD
OSP-0575
BY: Mohammad Alipari
DATE: 03/19/2021
CALIFORNIA BUILDING CODE, 2019

UNIT UNDER TEST (UUT)
Summary Sheet

UUT-09B

30686-1801 Rev01; UUT-1B

Model Line	Model Number	Manufacturer
ACx580	ACH580-BCR-023A-4	ABB

Product Construction Summary

Plastic Type 1 Enclosure with Carbon Steel R2 Base

Options / Subcomponent Summary

Variable Frequency Drive: ABB; Fuses: Bussmann Cooper; Terminal Blocks: Bussmann Cooper; Fans: Delta Products / NMB Technologies; Disconnects: ABB; Contactors: ABB; Circuit Breakers: ABB

UUT Properties

Weight [lbs]	Dimensions [in]			Lowest Nat. Freq. [Hz]		
	Length	Width	Height	F-B	S-S	V
84	12.0	17.0	33.0	N/A	N/A	N/A

UUT Highest Passed Seismic Run Information

Building Code	Test Criteria	S_{DS}	z/h	I_P	A_{FLX-H}	A_{RIG-H}	A_{FLX-V}	A_{RIG-V}
CBC 2019	ICC-ES AC156	2.00	1.0	1.5	3.20	2.40	NA	NA
		2.50	0.0	1.5	NA	NA	1.67	0.67

Test Mounting Details

UUT was mounted to the wall fixture using (4) 5/16" grade 8 bolts. Wall fixture was isolated using (4) VMC MSSH-1E-530N isolators attached to the fixture using (1) 3/4" grade 5 bolt per isolator. The isolators were attached to the shake table using (4) 1/2" grade 5 bolts per isolator.



All units were filled with contents and maintained structural integrity and functionality after AC-156 test.

REVIEWED FOR CODE COMPLIANCE
OSHPD
OSP-0575
BY: Mohammad Aligari
DATE: 03/19/2021
CALIFORNIA BUILDING CODE, 2019

UNIT UNDER TEST (UUT)
Summary Sheet

UUT-10A

30686-1801 Rev01; UUT-1B

Model Line	Model Number	Manufacturer
ACx580	ACH580-BCR-065A-4	ABB

Product Construction Summary

Plastic Type 3R Enclosure with Carbon Steel R4 Base

Options / Subcomponent Summary

Variable Frequency Drive: ABB; Fuses: Bussmann Cooper; Terminal Blocks: Bussmann Cooper; Fans: Delta Products / NMB Technologies; Disconnects: ABB; Contactors: ABB; Circuit Breakers: ABB

UUT Properties

Weight [lbs]	Dimensions [in]			Lowest Nat. Freq. [Hz]		
	Length	Width	Height	F-B	S-S	V
190	15.0	21.0	41.0	N/A	N/A	N/A

UUT Highest Passed Seismic Run Information

Building Code	Test Criteria	S_{DS}	z/h	I_P	A_{FLX-H}	A_{RIG-H}	A_{FLX-V}	A_{RIG-V}
CBC 2019	ICC-ES AC156	2.00	1.0	1.5	3.20	2.40	NA	NA
		2.50	0.0	1.5	NA	NA	1.67	0.67

Test Mounting Details

UUT was mounted to the wall fixture using (4) 5/16" grade 8 bolts. Wall fixture was rigidly mountd to the table using M12 threaded rods spaced 8" on center.

All units were filled with contents and maintained structural integrity and functionality after AC-156 test.

REVIEWED FOR CODE COMPLIANCE
OSHPD
OSP-0575
BY: Mohammad Alizari
DATE: 03/19/2021
CALIFORNIA BUILDING CODE 2019

UNIT UNDER TEST (UUT)
Summary Sheet

UUT-10B

30686-1801 Rev01; UUT-1B

Model Line	Model Number	Manufacturer
ACx580	ACH580-BCR-065A-4	ABB

Product Construction Summary

Plastic Type 3R Enclosure with Carbon Steel R4 Base

Options / Subcomponent Summary

Variable Frequency Drive: ABB; Fuses: Bussmann Cooper; Terminal Blocks: Bussmann Cooper; Fans: Delta Products / NMB Technologies; Disconnects: ABB; Contactors: ABB; Circuit Breakers: ABB

UUT Properties

Weight [lbs]	Dimensions [in]			Lowest Nat. Freq. [Hz]		
	Length	Width	Height	F-B	S-S	V
190	15.0	21.0	41.0	N/A	N/A	N/A

UUT Highest Passed Seismic Run Information

Building Code	Test Criteria	S_{DS}	z/h	I_P	A_{FLX-H}	A_{RIG-H}	A_{FLX-V}	A_{RIG-V}
CBC 2019	ICC-ES AC156	2.00	1.0	1.5	3.20	2.40	NA	NA
		2.50	0.0	1.5	NA	NA	1.67	0.67

Test Mounting Details

UUT was mounted to the wall fixture using (4) 5/16" grade 8 bolts. Wall fixture was isolated using (4) VMC MSSH-1E-530N isolators attached to the fixture using (1) 3/4" grade 5 bolt per isolator. The isolators were attached to the shake table using (4) 1/2" grade 5 bolts per isolator.



All units were filled with contents and maintained structural integrity and functionality after AC-156 test.

REVIEWED FOR CODE COMPLIANCE
OSHPD
OSP-0575
BY: Mohammad Alipari
DATE: 03/19/2021
CALIFORNIA BUILDING CODE, 2019

UNIT UNDER TEST (UUT)
Summary Sheet

UUT-11A

30686-1801 Rev01; UUT-1B

Model Line	Model Number	Manufacturer
ACx580	ACH580-BCR-240A-4	ABB

Product Construction Summary

Plastic Type 12 Enclosure with Carbon Steel R8 Base

Options / Subcomponent Summary

Variable Frequency Drive: ABB; Fuses: Bussmann Cooper; Fans: Delta Products / NMB Technologies; Contactors: ABB; Circuit Breakers: ABB

UUT Properties

Weight [lbs]	Dimensions [in]			Lowest Nat. Freq. [Hz]		
	Length	Width	Height	F-B	S-S	V
358	18.0	28.0	47.0	N/A	N/A	N/A

UUT Highest Passed Seismic Run Information

Building Code	Test Criteria	S_{DS}	z/h	I_P	A_{FLX-H}	A_{RIG-H}	A_{FLX-V}	A_{RIG-V}
CBC 2019	ICC-ES AC156	2.00	1.0	1.5	3.20	2.40	NA	NA
		2.50	0.0	1.5	NA	NA	1.67	0.67

Test Mounting Details

UUT was mounted to the wall fixture using (4) 3/8" grade 8 bolts. Wall fixture was rigidly mountd to the table using M12 threaded rods spaced 8" on center.

All units were filled with contents and maintained structural integrity and functionality after AC-156 test.

REVIEWED FOR CODE COMPLIANCE
OSHPD
OSP-0575
BY: Mohammad Alipari
DATE: 03/19/2021
CALIFORNIA BUILDING CODE, 2019

UNIT UNDER TEST (UUT)
Summary Sheet

UUT-11B

30686-1801 Rev01; UUT-1B

Model Line	Model Number	Manufacturer
ACx580	ACH580-BCR-240A-4	ABB

Product Construction Summary

Plastic Type 12 Enclosure with Carbon Steel R8 Base

Options / Subcomponent Summary

Variable Frequency Drive: ABB; Fuses: Bussmann Cooper; Fans: Delta Products / NMB Technologies; Contactors: ABB; Circuit Breakers: ABB

UUT Properties

Weight [lbs]	Dimensions [in]			Lowest Nat. Freq. [Hz]		
	Length	Width	Height	F-B	S-S	V
358	18.0	28.0	47.0	N/A	N/A	N/A

UUT Highest Passed Seismic Run Information

Building Code	Test Criteria	S_{DS}	z/h	I_P	A_{FLX-H}	A_{RIG-H}	A_{FLX-V}	A_{RIG-V}
CBC 2019	ICC-ES AC156	2.00	1.0	1.5	3.20	2.40	NA	NA
		2.50	0.0	1.5	NA	NA	1.67	0.67

Test Mounting Details

UUT was mounted to the wall fixture using (4) 3/8" grade 8 bolts. Wall fixture was isolated using (4) VMC MSSH-1E-530N isolators attached to the fixture using (1) 3/4" grade 5 bolt per isolator. The isolators were attached to the shake table using (4) 1/2" grade 5 bolts per isolator.



All units were filled with contents and maintained structural integrity and functionality after AC-156 test.

REVIEWED FOR CODE COMPLIANCE
OSHPD
OSP-0575
BY: Mohammad Aligari
DATE: 03/19/2021
CALIFORNIA BUILDING CODE, 201

UNIT UNDER TEST (UUT)
Summary Sheet

UUT-12A

30686-1801 Rev01; UUT-1B

Model Line	Model Number	Manufacturer
ACx580	ACH580-01-096A-4	ABB

Product Construction Summary

Plastic Type 1 Enclosure

Options / Subcomponent Summary

Variable Frequency Drive: ABB

UUT Properties

Weight [lbs]	Dimensions [in]			Lowest Nat. Freq. [Hz]		
	Length	Width	Height	F-B	S-S	V
59	12.0	8.0	25.0	N/A	N/A	N/A

UUT Highest Passed Seismic Run Information

Building Code	Test Criteria	S_{DS}	z/h	I_P	A_{FLX-H}	A_{RIG-H}	A_{FLX-V}	A_{RIG-V}
CBC 2019	ICC-ES AC156	2.00	1.0	1.5	3.20	2.40	NA	NA
		2.50	0.0	1.5	NA	NA	1.67	0.67

Test Mounting Details

UUT was mounted to the wall fixture using (16) 1/4" self-tapping screws. Wall fixture was rigidly mountd to the table using M12 threaded rods spaced 8" on center.

All units were filled with contents and maintained structural integrity and functionality after AC-156 test.

REVIEWED FOR CODE COMPLIANCE
OSHPD
OSP-0575
BY: Mohammad Aligari
DATE: 03/19/2021
CALIFORNIA BUILDING CODE 2019

UNIT UNDER TEST (UUT)
Summary Sheet

UUT-12B

30686-1801 Rev01; UUT-1B

Model Line	Model Number	Manufacturer
ACx580	ACH580-01-096A-4	ABB

Product Construction Summary

Plastic Type 1 Enclosure

Options / Subcomponent Summary

Variable Frequency Drive: ABB

UUT Properties

Weight [lbs]	Dimensions [in]			Lowest Nat. Freq. [Hz]		
	Length	Width	Height	F-B	S-S	V
59	12.0	8.0	25.0	N/A	N/A	N/A

UUT Highest Passed Seismic Run Information

Building Code	Test Criteria	S_{DS}	z/h	I_P	A_{FLX-H}	A_{RIG-H}	A_{FLX-V}	A_{RIG-V}
CBC 2019	ICC-ES AC156	2.00	1.0	1.5	3.20	2.40	NA	NA
		2.50	0.0	1.5	NA	NA	1.67	0.67

Test Mounting Details

UUT was mounted to the wall fixture using (16) 1/4" self-tapping screws. Wall fixture was isolated using (4) VMC MSSH-1E-530N isolators attached to the fixture using (1) 3/4" grade 5 bolt per isolator. The isolators were attached to the shake table using (4) 1/2" grade 5 bolts per isolator.



All units were filled with contents and maintained structural integrity and functionality after AC-156 test.

REVIEWED FOR CODE COMPLIANCE
OSHPD
OSP-0575
BY: Mohammad Aligari
DATE: 03/19/2021
CALIFORNIA BUILDING CODE, 2019

UNIT UNDER TEST (UUT)
Summary Sheet

UUT-13A

30686-1801 Rev01; UUT-1B

Model Line	Model Number	Manufacturer
ACx880	ACS880-01-414A-5	ABB

Product Construction Summary

Plastic Type 12 Enclosure

Options / Subcomponent Summary

Variable Frequency Drive: ABB

UUT Properties

Weight [lbs]	Dimensions [in]			Lowest Nat. Freq. [Hz]		
	Length	Width	Height	F-B	S-S	V
205	16.0	14.0	27.0	N/A	N/A	N/A

UUT Highest Passed Seismic Run Information

Building Code	Test Criteria	S_{DS}	z/h	I_P	A_{FLX-H}	A_{RIG-H}	A_{FLX-V}	A_{RIG-V}
CBC 2019	ICC-ES AC156	2.00	1.0	1.5	3.20	2.40	NA	NA
		2.50	0.0	1.5	NA	NA	1.67	0.67

Test Mounting Details

UUT was mounted to the wall fixture using (18) 1/4" self-tapping screws. Wall fixture was rigidly mountd to the table using M12 threaded rods spaced 8" on center.

All units were filled with contents and maintained structural integrity and functionality after AC-156 test.

REVIEWED FOR CODE COMPLIANCE
OSHPD
OSP-0575
BY: Mohammad Alizari
DATE: 03/19/2021
CALIFORNIA BUILDING CODE 2019

UNIT UNDER TEST (UUT)
Summary Sheet

UUT-13B

30686-1801 Rev01; UUT-1B

Model Line	Model Number	Manufacturer
ACx880	ACS880-01-414A-5	ABB

Product Construction Summary

Plastic Type 12 Enclosure

Options / Subcomponent Summary

Variable Frequency Drive: ABB

UUT Properties

Weight [lbs]	Dimensions [in]			Lowest Nat. Freq. [Hz]		
	Length	Width	Height	F-B	S-S	V
205	16.0	14.0	27.0	N/A	N/A	N/A

UUT Highest Passed Seismic Run Information

Building Code	Test Criteria	S_{DS}	z/h	I_P	A_{FLX-H}	A_{RIG-H}	A_{FLX-V}	A_{RIG-V}
CBC 2019	ICC-ES AC156	2.00	1.0	1.5	3.20	2.40	NA	NA
		2.50	0.0	1.5	NA	NA	1.67	0.67

Test Mounting Details

UUT was mounted to the wall fixture using (18) 1/4" self-tapping screws. Wall fixture was isolated using (4) VMC MSSH-1E-530N isolators attached to the fixture using (1) 3/4" grade 5 bolt per isolator. The isolators were attached to the shake table using (4) 1/2" grade 5 bolts per isolator.



All units were filled with contents and maintained structural integrity and functionality after AC-156 test.

REVIEWED FOR CODE COMPLIANCE
OSHPD
OSP-0575
BY: Mohammad Alipari
DATE: 03/19/2021
CALIFORNIA BUILDING CODE, 2019

UNIT UNDER TEST (UUT)
Summary Sheet

UUT-14A

30686-1801 Rev01; UUT-1B

Model Line	Model Number	Manufacturer
ACx880	ACS880-01-034A-5	ABB

Product Construction Summary

Plastic Type 1 Enclosure

Options / Subcomponent Summary

Variable Frequency Drive: ABB

UUT Properties

Weight [lbs]	Dimensions [in]			Lowest Nat. Freq. [Hz]		
	Length	Width	Height	F-B	S-S	V
24	10.0	7.0	13.0	N/A	N/A	N/A

UUT Highest Passed Seismic Run Information

Building Code	Test Criteria	S_{DS}	z/h	I_P	A_{FLX-H}	A_{RIG-H}	A_{FLX-V}	A_{RIG-V}
CBC 2019	ICC-ES AC156	2.00	1.0	1.5	3.20	2.40	NA	NA
		2.50	0.0	1.5	NA	NA	1.67	0.67

Test Mounting Details

UUT was mounted to the wall fixture using (4) 10-32 bolts. Wall fixture was rigidly mountd to the table using M12 threaded rods spaced 8" on center.

All units were filled with contents and maintained structural integrity and functionality after AC-156 test.

REVIEWED FOR CODE COMPLIANCE
OSHPD
OSP-0575
BY: Mohammad Alidari
DATE: 03/19/2021
CALIFORNIA BUILDING CODE, 2019

UNIT UNDER TEST (UUT)
Summary Sheet

UUT-14B

30686-1801 Rev01; UUT-1B

Model Line	Model Number	Manufacturer
ACx880	ACS880-01-034A-5	ABB

Product Construction Summary

Plastic Type 1 Enclosure

Options / Subcomponent Summary

Variable Frequency Drive: ABB

UUT Properties

Weight [lbs]	Dimensions [in]			Lowest Nat. Freq. [Hz]		
	Length	Width	Height	F-B	S-S	V
24	10.0	7.0	13.0	N/A	N/A	N/A

UUT Highest Passed Seismic Run Information

Building Code	Test Criteria	S_{DS}	z/h	I_P	A_{FLX-H}	A_{RIG-H}	A_{FLX-V}	A_{RIG-V}
CBC 2019	ICC-ES AC156	2.00	1.0	1.5	3.20	2.40	NA	NA
		2.50	0.0	1.5	NA	NA	1.67	0.67

Test Mounting Details

UUT was mounted to the wall fixture using (4) 10-32 bolts. Wall fixture was isolated using (4) VMC MSSH-1E-530N isolators attached to the fixture using (1) 3/4" grade 5 bolt per isolator. The isolators were attached to the shake table using (4) 1/2" grade 5 bolts per isolator.



All units were filled with contents and maintained structural integrity and functionality after AC-156 test.

REVIEWED FOR CODE COMPLIANCE
OSHPD
OSP-0575
BY: Mohammad Aligari
DATE: 03/19/2021
CALIFORNIA BUILDING CODE, 20

UNIT UNDER TEST (UUT)
Summary Sheet

UUT-15A

30686-1801 Rev01; UUT-1B

Model Line	Model Number	Manufacturer
ACx880	ACS880-01-414A-5	ABB

Product Construction Summary

Plastic Type 12 Enclosure with Drip Hood

Options / Subcomponent Summary

Variable Frequency Drive: ABB

UUT Properties

Weight [lbs]	Dimensions [in]			Lowest Nat. Freq. [Hz]		
	Length	Width	Height	F-B	S-S	V
225	19.0	15.0	37.0	N/A	N/A	N/A

UUT Highest Passed Seismic Run Information

Building Code	Test Criteria	S_{DS}	z/h	I_P	A_{FLX-H}	A_{RIG-H}	A_{FLX-V}	A_{RIG-V}
CBC 2019	ICC-ES AC156	2.00	1.0	1.5	3.20	2.40	NA	NA
		2.50	0.0	1.5	NA	NA	1.67	0.67

Test Mounting Details

UUT was mounted to the wall fixture using (4) 5/16" grade 8 bolts. Wall fixture was rigidly mountd to the table using M12 threaded rods spaced 8" on center.

All units were filled with contents and maintained structural integrity and functionality after AC-156 test.

REVIEWED FOR CODE COMPLIANCE
OSHPD
OSP-0575
BY: Mohammad Alipari
DATE: 03/19/2021
CALIFORNIA BUILDING CODE, 2019

UNIT UNDER TEST (UUT)
Summary Sheet

UUT-15B

30686-1801 Rev01; UUT-1B

Model Line	Model Number	Manufacturer
ACx880	ACS880-01-414A-5	ABB

Product Construction Summary

Plastic Type 12 Enclosure with Drip Hood

Options / Subcomponent Summary

Variable Frequency Drive: ABB

UUT Properties

Weight [lbs]	Dimensions [in]			Lowest Nat. Freq. [Hz]		
	Length	Width	Height	F-B	S-S	V
225	19.0	15.0	37.0	N/A	N/A	N/A

UUT Highest Passed Seismic Run Information

Building Code	Test Criteria	S_{DS}	z/h	I_P	A_{FLX-H}	A_{RIG-H}	A_{FLX-V}	A_{RIG-V}
CBC 2019	ICC-ES AC156	2.00	1.0	1.5	3.20	2.40	NA	NA
		2.50	0.0	1.5	NA	NA	1.67	0.67

Test Mounting Details

UUT was mounted to the wall fixture using (4) 5/16" grade 8 bolts. Wall fixture was isolated using (4) VMC MSSH-1E-530N isolators attached to the fixture using (1) 3/4" grade 5 bolt per isolator. The isolators were attached to the shake table using (4) 1/2" grade 5 bolts per isolator.



All units were filled with contents and maintained structural integrity and functionality after AC-156 test.

REVIEWED FOR CODE COMPLIANCE
OSHPD
OSP-0575
BY: Mohammad Aligari
DATE: 03/19/2021
CALIFORNIA BUILDING CODE, 2019

UNIT UNDER TEST (UUT)
Summary Sheet

UUT-16A

13085-2001; UUT-16A

Model Line	Model Number	Manufacturer
ACx580	ACH580-BCR-096A-4+E213 (BX1-4)	ABB

Product Construction Summary

Carbon Steel Type 1 Wall Mounted Enclosure

Options / Subcomponent Summary

Variable Frequency Drive: ABB; Enclosure: ABB; Fuses: Bussmann Cooper; Terminal Blocks: ENTRELEC; Fans: PFANNENBERG; Contactors: ABB; Breakers: ABB; Current Transformers: ABB; Reactors: TCI;

UUT Properties

Weight [lbs]	Dimensions [in]			Lowest Nat. Freq. [Hz]		
	Length	Width	Height	F-B	S-S	V
243	19.0	19.5	62.0	N/A	N/A	N/A

UUT Highest Passed Seismic Run Information

Building Code	Test Criteria	S_{DS}	z/h	I_P	A_{FLX-H}	A_{RIG-H}	A_{FLX-V}	A_{RIG-V}
CBC 2019	ICC-ES AC156	2.00	1.0	1.5	3.20	2.40	NA	NA
		2.50	0.0	1.5	NA	NA	1.67	0.67

Test Mounting Details

UUT-16A was mounted to the wall fixture in the manufacturer-provide mounting locations. (4) 3/8" grade 8 bolts, round washers, channel nuts, and 1-1/2"x1-1/2"x3/16" Galv Steel plate washers were used to mount the unit to the wall fixture.

All units were filled with contents and maintained structural integrity and functionality after AC-156 test.

REVIEWED FOR CODE COMPLIANCE
OSHPD
OSP-0575
BY: Mohammad Alizari
DATE: 03/19/2021
CALIFORNIA BUILDING CODE, 2019

UNIT UNDER TEST (UUT)
Summary Sheet

UUT-16B

13085-2001; UUT-16B

Model Line	Model Number	Manufacturer
ACx580	ACH580-BCR-096A-4+E213 (BX1-4)	ABB

Product Construction Summary

Carbon Steel Type 1 Wall Mounted Enclosure

Options / Subcomponent Summary

Variable Frequency Drive: ABB; Enclosure: ABB; Fuses: Bussmann Cooper; Terminal Blocks: ENTRELEC; Fans: PFANNENBERG; Contactors: ABB; Breakers: ABB; Current Transformers: ABB; Reactors: TCI;

UUT Properties

Weight [lbs]	Dimensions [in]			Lowest Nat. Freq. [Hz]		
	Length	Width	Height	F-B	S-S	V
243	19.0	19.5	62.0	N/A	N/A	N/A

UUT Highest Passed Seismic Run Information

Building Code	Test Criteria	S_{DS}	z/h	I_P	A_{FLX-H}	A_{RIG-H}	A_{FLX-V}	A_{RIG-V}
CBC 2019	ICC-ES AC156	2.00	1.0	1.5	3.20	2.40	NA	NA
		2.50	0.0	1.5	NA	NA	1.67	0.67

Test Mounting Details

UUT-16B was mounted to the wall fixture using (4) 3/8" grade 8 bolts, round washers, channel nuts, and 1.5"x1.5"x3/16" Galv Steel plate washers in the manufacturer-provide mounting locations. Wall fixture was isolated using (4) VMC MSSH-1E-1700N isolators attached to the fixture using (1) 3/4" grade 5 bolt per isolator. The isolators were attached to the shake table using (4) 3/4" grade 5 bolts per isolator.

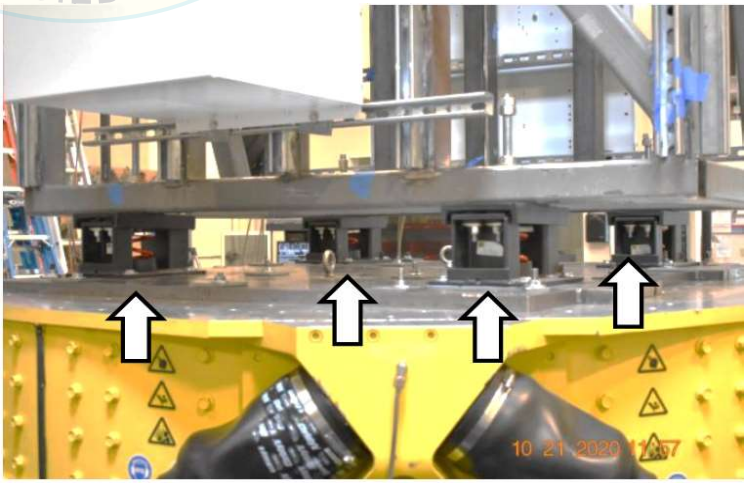

All units were filled with contents and maintained structural integrity and functionality after AC-156 test.

REVIEWED FOR CODE COMPLIANCE
OSHPD
OSP-0575
BY: Mohammad Alipari
DATE: 03/19/2021
CALIFORNIA BUILDING CODE, 2019

UNIT UNDER TEST (UUT)
Summary Sheet

UUT-17

13085-2001; UUT-17

Model Line	Model Number	Manufacturer
ACx580	ACH580-BCR-240A-4+E213 (BX1-6)	ABB

Product Construction Summary

Carbon Steel Type 1 Base Mounted Enclosure

Options / Subcomponent Summary

Variable Frequency Drive: ABB; Enclosure: ABB; Fuses: Bussmann Cooper; Terminal Blocks: ENTRELEC; Fans: PFANNENBERG; Contactors: ABB; Breakers: ABB; Fuse Blocks: Bussmann Cooper; Filters: PFANNENBERG; Current Transformers: ABB; Reactors: TCI;

UUT Properties

Weight [lbs]	Dimensions [in]			Lowest Nat. Freq. [Hz]		
	Length	Width	Height	F-B	S-S	V
720	25.0	32.0	78.0	11.5	8	28.5

UUT Highest Passed Seismic Run Information

Building Code	Test Criteria	S_{DS}	z/h	I_P	A_{FLX-H}	A_{RIG-H}	A_{FLX-V}	A_{RIG-V}
CBC 2019	ICC-ES AC156	2.00	1.0	1.5	3.20	2.40	NA	NA
		2.50	0.0	1.5	NA	NA	1.67	0.67

Test Mounting Details

UUT-17 was rigidly base mounted to the shake table using (10) 3/8" grade 8 bolts, (10) 1.5"x1.5"x3/16" washers and (10) round washers in the manufactuer-provided mounting locations. DCRs: Prior to shake testing, the unit mounting feet were found to be of insufficient design and are required to have thicker sheet metal and additional mounting holes.

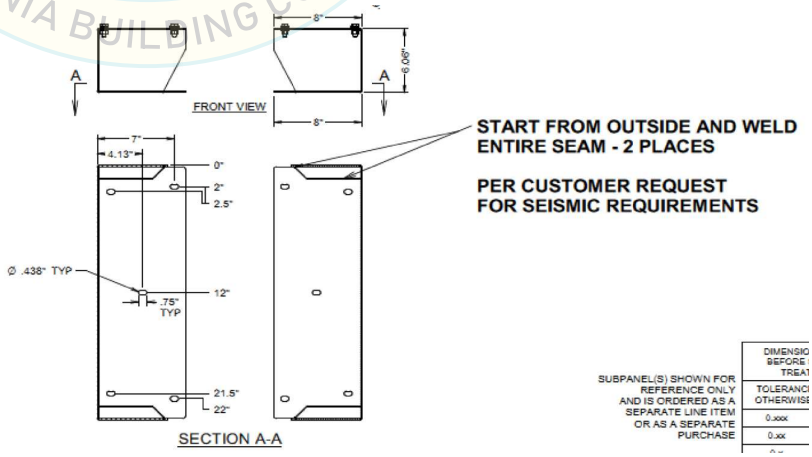

All units were filled with contents and maintained structural integrity and functionality after AC-156 test.

REVIEWED FOR CODE COMPLIANCE OSHPD OSP-0575 BY: Mohammad Alipari DATE: 03/19/2021 CALIFORNIA BUILDING CODE, 2019

UNIT UNDER TEST (UUT)
Summary Sheet

UUT-18A

13085-2001; UUT-18A

Model Line	Model Number	Manufacturer
ACx580	ACH580-PCR-273A-2+E213 (PXB1-5)	ABB

Product Construction Summary

Carbon Steel Type 1 Wall Mounted Enclosure

Options / Subcomponent Summary

Variable Frequency Drive: ABB; Enclosure: ABB; Fuses: Bussmann Cooper; Terminal Blocks: ENTRELEC; Fans: PFANNENBERG; Breakers: ABB; Fuse Blocks: Bussmann Cooper; Filters: PFANNENBERG; Current Transformers: ABB; Reactors: TCI;

UUT Properties

Weight [lbs]	Dimensions [in]			Lowest Nat. Freq. [Hz]		
	Length	Width	Height	F-B	S-S	V
443	20.5	35.0	62.5	N/A	N/A	N/A

UUT Highest Passed Seismic Run Information

Building Code	Test Criteria	S_{DS}	z/h	I_P	A_{FLX-H}	A_{RIG-H}	A_{FLX-V}	A_{RIG-V}
CBC 2019	ICC-ES AC156	2.00	1.0	1.5	3.20	2.40	NA	NA
		2.50	0.0	1.5	NA	NA	1.67	0.67

Test Mounting Details

UUT-18A was mounted to the wall fixture using (4) 1/2" grade 8 bolts, round washers, channel nuts, and 3"x3"x1/4" Low Carbon Steel plate washers in the manufacturer-provided mounting locations.

All units were filled with contents and maintained structural integrity and functionality after AC-156 test.

REVIEWED FOR CODE COMPLIANCE
OSHPD
OSP-0575
BY: Mohammad Alizari
DATE: 03/19/2021
CALIFORNIA BUILDING CODE, 2019

UNIT UNDER TEST (UUT)
Summary Sheet

UUT-18B

13085-2001; UUT-18B

Model Line	Model Number	Manufacturer
ACx580	ACH580-PCR-273A-2+E213 (PXB1-5)	ABB

Product Construction Summary

Carbon Steel Type 1 Wall Mounted Enclosure

Options / Subcomponent Summary

Variable Frequency Drive: ABB; Enclosure: ABB; Fuses: Bussmann Cooper; Terminal Blocks: ENTRELEC; Fans: PFANNENBERG; Breakers: ABB; Fuse Blocks: Bussmann Cooper; Filters: PFANNENBERG; Current Transformers: ABB; Reactors: TCI;

UUT Properties

Weight [lbs]	Dimensions [in]			Lowest Nat. Freq. [Hz]		
	Length	Width	Height	F-B	S-S	V
443	20.5	35.0	62.5	N/A	N/A	N/A

UUT Highest Passed Seismic Run Information

Building Code	Test Criteria	S_{DS}	z/h	I_P	A_{FLX-H}	A_{RIG-H}	A_{FLX-V}	A_{RIG-V}
CBC 2019	ICC-ES AC156	2.00	1.0	1.5	3.20	2.40	NA	NA
		2.50	0.0	1.5	NA	NA	1.67	0.67

Test Mounting Details

UUT-18B was mounted to the wall fixture using (4) 1/2" grade 8 bolts, round washers, channel nuts, and 3"x3"x1/4" Low Carbon Steel plate washers in the manufacturer-provided mounting locations. Wall fixture was isolated using (4) VMC MSSH-1E-1700N isolators attached to the fixture using (1) 3/4" grade 5 bolt per isolator. The isolators were attached to the shake table using (4) 3/4" grade 5 bolts per isolator.



All units were filled with contents and maintained structural integrity and functionality after AC-156 test.

REVIEWED FOR CODE COMPLIANCE
OSHPD
OSP-0575
BY: Mohammad Aliari
DATE: 03/19/2021
CALIFORNIA BUILDING CODE, 2019

UNIT UNDER TEST (UUT)
Summary Sheet

UUT-19

13085-2001; UUT-19

Model Line	Model Number	Manufacturer
ACx580	ACH580-PCR-414A-4+B058+E213 (PXB3R-5)	ABB

Product Construction Summary

Carbon Steel Type 3R Base Mounted Enclosure

Options / Subcomponent Summary

Variable Frequency Drive: ABB; Enclosure: ABB; Fuses: Bussmann Cooper; Terminal Blocks: ENTRELEC; Fans: PFANNENBERG; Contactors: ABB; Breakers: ABB; Fuse Blocks: Bussmann Cooper; Filters: PFANNENBERG; Current Transformers: ABB; Reactors: TCI;

UUT Properties

Weight [lbs]	Dimensions [in]			Lowest Nat. Freq. [Hz]		
	Length	Width	Height	F-B	S-S	V
720	32.0	44.3	78.0	9	20	>33.3

UUT Highest Passed Seismic Run Information

Building Code	Test Criteria	S_{DS}	z/h	I_P	A_{FLX-H}	A_{RIG-H}	A_{FLX-V}	A_{RIG-V}
CBC 2019	ICC-ES AC156	2.00	1.0	1.5	3.20	2.40	NA	NA
		2.50	0.0	1.5	NA	NA	1.67	0.67

Test Mounting Details

UUT-19 was rigidly base mounted to the shake table using (10) 3/8" grade 8 bolts, (10) 1.5"x1.5"x3/16" washers and (10) round washers in the manufactuer-provided mounting locations. DCRs: Prior to shake testing, the unit mounting feet were found to be of insufficient design and are required to have thicker sheet metal and additional mounting holes.

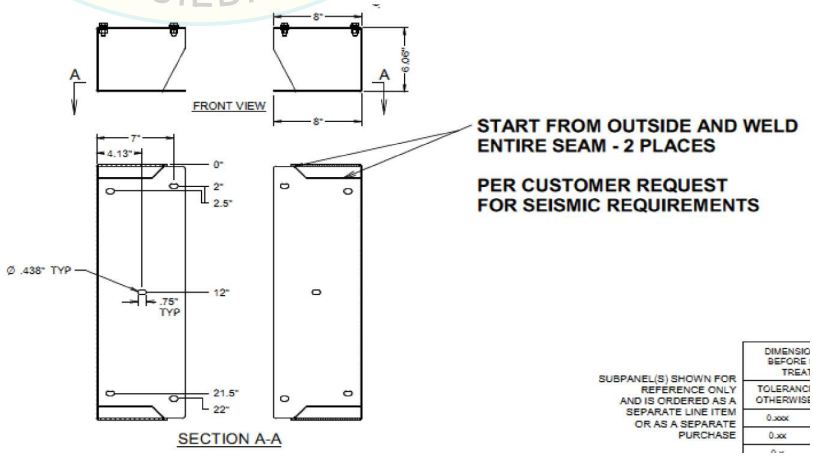

All units were filled with contents and maintained structural integrity and functionality after AC-156 test.

REVIEWED FOR CODE COMPLIANCE OSHPD OSP-0575 BY: Mohammad Alizari DATE: 03/19/2021 CALIFORNIA BUILDING CODE, 2019

UNIT UNDER TEST (UUT)
Summary Sheet

UUT-20

13085-2001; UUT-20

Model Line	Model Number	Manufacturer
ACx580	ACH580-BCR-414A-4+B058+E213+F267 (BX3R-6)	ABB

Product Construction Summary

Carbon Steel Type 3R Base Mounted Enclosure

Options / Subcomponent Summary

Variable Frequency Drive: ABB; Enclosure: ABB; Fuses: Bussmann Cooper; Terminal Blocks: ENTRELEC; Fans: PFANNENBERG; Contactors: ABB; Breakers: ABB; Fuse Blocks: Bussmann Cooper; Filters: PFANNENBERG; Current Transformers: ABB; Reactors: TCI;

UUT Properties

Weight [lbs]	Dimensions [in]			Lowest Nat. Freq. [Hz]		
	Length	Width	Height	F-B	S-S	V
1170	28.5	55.0	84.0	10	7	>33.3

UUT Highest Passed Seismic Run Information

Building Code	Test Criteria	S_{DS}	z/h	I_P	A_{FLX-H}	A_{RIG-H}	A_{FLX-V}	A_{RIG-V}
CBC 2019	ICC-ES AC156	2.00	1.0	1.5	3.20	2.40	NA	NA
		2.50	0.0	1.5	NA	NA	1.67	0.67

Test Mounting Details

UUT-20 was rigidly base mounted to the shake table using (4) 7/16" grade 8 bolts, round washers, and (4) 1.75"x1.75"x1/4" Carbon Steel plate washer in the manufactuer-provided mounting locations. DCRs: Prior to testing, the subcomponent mounting panel was found to be insufficient. Channels must be added to increase panel support.

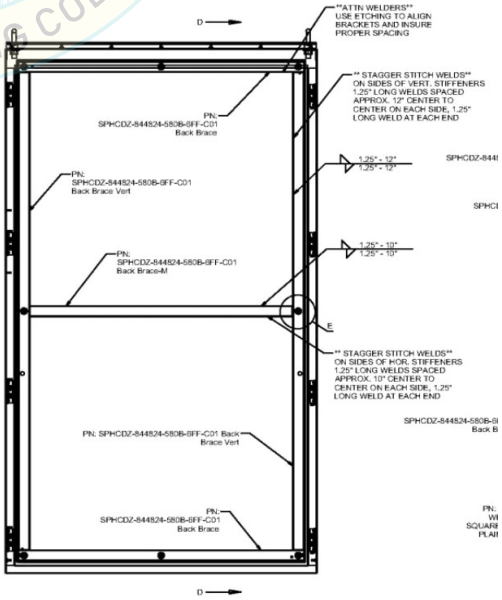

All units were filled with contents and maintained structural integrity and functionality after AC-156 test.

REVIEWED FOR CODE COMPLIANCE OSHPD OSP-0575 BY: Mohammad Alipari DATE: 03/19/2021 CALIFORNIA BUILDING CODE, 2019

UNIT UNDER TEST (UUT)
Summary Sheet

UUT-21A

31063-1901; UUT-16a

Model Line	Model Number	Manufacturer
ACx580	ACH-580-VCR-077A-6	ABB

Product Construction Summary

Plastic Type 1 Enclosure with Carbon Steel R5 Base

Options / Subcomponent Summary

Variable Frequency Drive: ABB; Fuses: Bussmann Cooper; Terminal Blocks: Bussmann Cooper; Fuse Blocks: Bussman Cooper; Disconnects: ABB; Contactors: ABB; Circuit Breakers: ABB; Current Transformer: ABB;

UUT Properties

Weight [lbs]	Dimensions [in]			Lowest Nat. Freq. [Hz]		
	Length	Width	Height	F-B	S-S	V
116	12.0	8.0	56.0	N/A	N/A	N/A

UUT Highest Passed Seismic Run Information

Building Code	Test Criteria	S_{DS}	z/h	I_P	A_{FLX-H}	A_{RIG-H}	A_{FLX-V}	A_{RIG-V}
CBC 2019	ICC-ES AC156	2.00	1.0	1.5	3.20	2.40	NA	NA
		2.50	0.0	1.5	NA	NA	1.67	0.67

Test Mounting Details

UUT-21A was mounted to the wall fixture using (4) 1/4" diameter Grade 8 bolts, 1/4" diameter Grade 5 washers, 3"x3"x14" low carbon steel plate washers, and spring nuts. The wall fixture was attached to the shake table via a steel shake table interface plate.

All units were filled with contents and maintained structural integrity and functionality after AC-156 test.

REVIEWED FOR CODE COMPLIANCE
OSHPD
OSP-0575
BY: Mohammad Alipari
DATE: 03/19/2021
CALIFORNIA BUILDING CODE, 2019

UNIT UNDER TEST (UUT)
Summary Sheet

UUT-21B

31063-1901; UUT-16b

Model Line	Model Number	Manufacturer
ACx580	ACH-580-VCR-077A-6	ABB

Product Construction Summary

Plastic Type 1 Enclosure with Carbon Steel R5 Base

Options / Subcomponent Summary

Variable Frequency Drive: ABB; Fuses: Bussmann Cooper; Terminal Blocks: Bussmann Cooper; Fuse Blocks: Bussman Cooper; Disconnects: ABB; Contactors: ABB; Circuit Breakers: ABB; Current Transformer: ABB;

UUT Properties

Weight [lbs]	Dimensions [in]			Lowest Nat. Freq. [Hz]		
	Length	Width	Height	F-B	S-S	V
116	12.0	8.0	56.0	N/A	N/A	N/A

UUT Highest Passed Seismic Run Information

Building Code	Test Criteria	S_{DS}	z/h	I_P	A_{FLX-H}	A_{RIG-H}	A_{FLX-V}	A_{RIG-V}
CBC 2019	ICC-ES AC156	2.00	1.0	1.5	3.20	2.40	NA	NA
		2.50	0.0	1.5	NA	NA	1.67	0.67

Test Mounting Details

UUT-21B was mounted to the wall fixture using (4) 1/4" diameter Grade 8 bolts, 1/4" diameter Grade 5 washers, 3"x3"x14" low carbon steel plate washers, and spring nuts. The wall fixture was attached to the shake table using (4) VMC MSSH-1E spring isolators. The isolators were connected to the shake table using via a steel shake table interface plate and (4) 1/2" bolts per isolator. The isolators were connected to the wall fixture using (1) 3/4" Grade 5 bolt per isolator.



All units were filled with contents and maintained structural integrity and functionality after AC-156 test.

REVIEWED FOR CODE COMPLIANCE
OSHPD
OSP-0575
BY: Mohammad Alipari
DATE: 03/19/2021
CALIFORNIA BUILDING CODE, 2019