



**Cal-Mortgage Loan Insurance Division
Monthly Activity Report
Ending June 30, 2022**

Department of Health Care Access and Information
Elizabeth Landsberg, Director

Cal-Mortgage Loan Insurance Division
Jeremy P. Marion, Deputy Director

Department of Health Care Access and Information
Cal-Mortgage Loan Insurance Division
2020 West El Camino Avenue, Suite 1231
Sacramento, CA 95833
(916) 319-8800

E-mail: cminsure@hcai.ca.gov

Website: <https://hcai.ca.gov/CalMort/>

**Department of Health Care Access and Information
Cal-Mortgage Loan Insurance Division
Monthly Activity Report Summary
as of June 30, 2022**

Activity	Total Number of Loans	Amount
Insured Loans	63	\$1,548,180,135
Pending Applications:		
Letters of Commitment Issued	2	\$71,000,000
Revenues Received for the Month of June:		
Application Fees (@\$500 each)	1	\$500
Certification & Inspection Fees	0	\$0
Premiums	1	\$8,925
Total Revenue	2	\$9,425
HFCLIF* cash balance as of June 30, 2022		\$145,943,846
Total Debt Service Reserves of all Loans	63	\$89,858,798

*Health Facility Construction Loan Insurance Fund. Health and Safety Code Section 129200

The information contained herein is generally descriptive of the activity of the California Health Facility Construction Loan Insurance Program (Program). Information that describes the financial soundness of the Program is contained in the Program's biennial Actuarial Study.

Department of Health Care Access and Information
Cal-Mortgage Loan Insurance Divison
Application Fee, Certification & Inspection Fee, and Premium Report
 (Operating expenses and claims paid are not included)
as of June 30, 2022

Loan#	Borrower	Refund	Application Fees	Certification/ Inspection Fees	Premium	Subtotals
1086	Bethany Home Society of San Joaquin County, Inc.		\$500			\$500
1085	La Maestra Family Clinic, Inc.				\$8,925	\$8,925
Totals:			\$500		\$8,925	\$9,425

**Department of Health Care Access and Information
Cal-Mortgage Loan Insurance Division
Reconciliation Report for Change in Insured Loans
as of June 30, 2022**

Loan#	Borrower	Decrease	Increase	Balance
Insured Loan Risk as of June 1, 2022				\$1,553,766,623
Line of credit increased				
0911	Los Angeles Jewish Home for the Aging		\$647,187	
				\$647,187
Loan paid in full & NOT refinanced by CM				
0976	The HELP Group	\$4,905,000		
				(\$4,905,000)
Principal payment				
1018	California Nevada Methodist Homes	\$665,000		
1033	Petaluma Health Center	\$200,000		
0659	San Fernando Valley Community Mental Health Center	\$250,000		
1025	St. Rose Hospital	\$213,675		
				(\$1,328,675)
Insured Loan Risk as of June 30, 2022				\$1,548,180,135

Balance includes rounding of fractions of less than one dollar.

Department of Health Care Access and Information
Cal-Mortgage Loan Insurance Division
Insured Loans by Borrower
(sorted by Borrower)
as of June 30, 2022

Loan#	Borrower	Borrower City	Facility Type	Account Manager	Date Loan Insured	Original Insured Amount	Current Principal Balance	Interest Rate	Loan Term
1035	Asian Community Center of Sacramento Valley	Sacramento	MULTI-OTH	WENAS	22-Nov-16	\$16,080,000	\$13,220,000	3.38	21
1052	Asian Community Center of Sacramento Valley	Sacramento	MULTI-OTH	WENAS	26-Jul-18	\$26,915,000	\$26,365,000	4.17	30
1032	Atherton Baptist Homes	Alhambra	MULTI-CCRC	DVORAK	04-Nov-16	\$31,390,000	\$26,855,000	3.83	25
0990	Beacon House	San Pedro	CDRF	WENAS	20-Oct-11	\$1,505,000	\$295,000	3.43	13
1018	California Nevada Methodist Homes	Oakland	MULTI-CCRC	HERNANDEZ	20-Oct-15	\$32,920,000	\$28,930,000	4.46	30
1041	Channing House	Palo Alto	MULTI-CCRC	LO	18-Apr-17	\$54,045,000	\$50,495,000	4.04	23
1044	Channing House	Palo Alto	MULTI-CCRC	LO	25-Oct-17	\$44,120,000	\$44,120,000	4.09	30
0963	Community Program for Persons with Developmental Disabilities	Los Gatos	GH-DD	DVORAK	17-Feb-11	\$76,970,000	\$27,695,000	7.31	15
1021	Enloe Medical Center	Chico	HOSP	HERNANDEZ	19-Nov-15	\$173,730,000	\$170,740,000	3.84	23
903A	Enloe Medical Center	Chico	HOSP	HERNANDEZ	20-Aug-08	\$68,915,000	\$11,340,000	0.00	15
0445	Feedback Foundation	Anaheim	ADHC	WENAS	01-Dec-92	\$2,140,000	\$155,000	6.50	30
0974	Gateways Hospital & Mental Health Center	Los Angeles	HOSP-PSYCH	HERNANDEZ	01-Dec-11	\$8,085,000	\$5,800,000	4.36	25
1034	Hill Country Community Clinic	Round Mountain	CLINIC-PC	LO	03-Nov-16	\$4,055,000	\$3,395,000	3.46	21
1068	Inland Christian Home, Inc.	Ontario	MULTI-CCRC	LO	27-Apr-20	\$18,425,000	\$18,075,000	3.80	30
1012	Institute on Aging	San Francisco	MULTI-OTH	HERNANDEZ	24-Mar-14	\$4,000,000	\$2,300,000	0.00	1
1043	Institute on Aging	San Francisco	MULTI-OTH	HERNANDEZ	31-May-17	\$34,355,000	\$32,560,000	4.00	20
1022	Jewish Home of San Francisco	San Francisco	SNF	LO	29-Nov-16	\$135,920,000	\$90,520,000	4.33	30
1081	Jewish Home of San Francisco	San Francisco	SNF	LO	17-Nov-21	\$28,030,000	\$28,030,000	2.83	30
1075	La Maestra Family Clinic, Inc.	San Diego	CLINIC-PC	HERNANDEZ	19-Nov-20	\$13,590,000	\$12,995,000	2.01	18
1077	La Maestra Family Clinic, Inc.	San Diego	CLINIC-PC	HERNANDEZ	05-Aug-21	\$12,295,000	\$12,295,000	3.03	30
1085	La Maestra Family Clinic, Inc.	San Diego	CLINIC-PC	HERNANDEZ	30-Jun-22	\$3,500,000	\$0	0.00	1
1016	Lincoln Glen Manor for Senior Citizens	San Jose	MULTI-OTH	HADLEY	11-Feb-15	\$11,965,000	\$11,010,000	3.57	21
1056	Lincoln Glen Manor for Senior Citizens	San Jose	MULTI-OTH	HADLEY	08-Nov-18	\$6,105,000	\$5,935,000	3.82	25
1067	Lompoc District Hospital	Lompoc	HOSP-DIST	DVORAK	19-Feb-20	\$16,885,000	\$16,200,000	3.53	25
0911	Los Angeles Jewish Home for the Aging	Reseda	MULTI-CCRC	HADLEY	20-Jan-09	\$4,750,000	\$3,647,627	0.00	5
1051	Los Angeles Jewish Home for the Aging	Reseda	MULTI-CCRC	HADLEY	08-Aug-19	\$13,785,000	\$12,565,000	3.09	18
1064	Los Angeles Jewish Home for the Aging	Reseda	MULTI-CCRC	HADLEY	26-Sep-19	\$49,730,000	\$44,310,000	3.59	13
1074	Los Angeles Jewish Home for the Aging	Reseda	MULTI-CCRC	HADLEY	15-Oct-20	\$37,275,000	\$36,390,000	3.34	25
0984	Marshall Medical Center	Placerville	HOSP	HERNANDEZ	26-Sep-12	\$17,805,000	\$1,535,000	3.03	11
1017	Marshall Medical Center	Placerville	HOSP	HERNANDEZ	09-Apr-15	\$26,895,000	\$23,480,000	3.69	17

Department of Health Care Access and Information
Cal-Mortgage Loan Insurance Division
Insured Loans by Borrower
(sorted by Borrower)
as of June 30, 2022

Loan#	Borrower	Borrower City	Facility Type	Account Manager	Date Loan Insured	Original Insured Amount	Current Principal Balance	Interest Rate	Loan Term
1071	Marshall Medical Center	Placerville	HOSP	HERNANDEZ	27-Apr-20	\$68,875,000	\$68,815,000	3.98	30
1030	Mendocino Coast Health Care District Corp.	Fort Bragg	HOSP-DIST	HERNANDEZ	29-Jul-16	\$5,745,000	\$3,295,000	2.31	13
1001	Montecedro	Pasadena	MULTI-CCRC	DVORAK	26-Nov-13	\$140,305,000	\$41,935,000	5.73	31
1029	Mountain Shadows Support Group	San Marcos	GH-DD	WENAS	27-Oct-16	\$13,240,000	\$8,065,000	3.17	26
1054	North Kern South Tulare Hospital District	Delano	SNF	LO	20-Feb-19	\$4,300,000	\$3,730,000	3.85	21
0996	Northern California Retired Officer Community	Fairfield	MULTI-CCRC	DVORAK	04-Apr-13	\$32,315,000	\$11,845,000	2.78	14
1037	Northern California Retired Officer Community	Fairfield	MULTI-CCRC	DVORAK	30-Nov-16	\$22,080,000	\$19,560,000	4.53	25
1059	Northern California Retired Officer Community	Fairfield	MULTI-CCRC	DVORAK	07-Mar-19	\$95,685,000	\$81,865,000	4.44	30
0987	O'Connor Woods Housing Corporation	Stockton	MULTI-OTH	HADLEY	12-Jun-13	\$49,115,000	\$41,135,000	4.88	30
0982	Odd Fellows Home of California	Saratoga	MULTI-CCRC	HADLEY	25-Oct-12	\$98,550,000	\$68,655,000	4.26	30
1066	Open Door Community Health Centers	Arcata	CLINIC-PC	HERNANDEZ	08-Sep-21	\$30,580,000	\$30,580,000	2.64	30
1045	Options Family of Services	Morro Bay	GH-DD/MD	DVORAK	12-Oct-17	\$2,140,000	\$1,595,000	3.92	15
1033	Petaluma Health Center	Petaluma	CLINIC-PC	DVORAK	13-Sep-16	\$5,775,000	\$4,845,000	2.67	25
1038	Pilgrim Place in Claremont, Inc.	Claremont	MULTI-CCRC	HERNANDEZ	30-Nov-16	\$36,055,000	\$31,985,000	4.53	25
1003	Poway R H F Housing, Inc.	Long Beach	MULTI-OTH	LO	07-Nov-13	\$13,345,000	\$9,955,000	5.80	23
1076	San Benito Health Care District	Hollister	HOSP-DIST	HADLEY	11-Feb-21	\$12,570,000	\$11,230,000	0.71	8
0659	San Fernando Valley Community Mental Health Center	Van Nuys	ADHC	HADLEY	26-Jun-98	\$3,700,000	\$265,000	5.32	25
1028	Santa Rosa Community Health Centers	Santa Rosa	CLINIC-PC	HADLEY	12-Jul-16	\$11,105,000	\$8,445,000	2.53	17
1014	Sequoia Living, Inc.	San Francisco	MULTI-CCRC	HADLEY	15-Apr-15	\$63,210,000	\$55,735,000	4.18	30
1027	Sierra View Homes Inc.	Reedley	MULTI-OTH	WENAS	09-Jun-16	\$12,310,000	\$10,410,000	3.23	25
1006	Solvang Lutheran Home, Inc.	Solvang	MULTI-CCRC	HERNANDEZ	17-Jul-14	\$3,470,000	\$2,940,000	4.49	26
1011	St. John's Well Child and Family Center	Los Angeles	CLINIC-PC	LO	14-Jan-14	\$2,000,000	\$0	0.00	1
1040	St. John's Well Child and Family Center	Los Angeles	CLINIC-PC	LO	12-Jul-17	\$5,250,000	\$4,650,000	3.77	25
0932	St. Rose Hospital	Hayward	HOSP	DVORAK	28-May-09	\$10,000,000	\$0	0.00	2
1025	St. Rose Hospital	Hayward	HOSP	DVORAK	25-May-16	\$38,000,000	\$24,007,508	3.88	14
1058	The California Home for the Aged, Inc.	Fresno	MULTI-OTH	DVORAK	20-Nov-18	\$24,660,000	\$23,565,000	4.16	27
1082	The Redwoods, A Community of Seniors	Mill Valley	MULTI-OTH	DVORAK	17-Feb-22	\$23,550,000	\$23,550,000	3.07	15
0971	TLC Child & Family Services	Sebastopol	GH-DD/MD	LO	06-Oct-11	\$2,475,000	\$620,000	3.62	14
1063	Town and Country Manor Christian & Missionary Alliance	Santa Ana	MULTI-CCRC	LO	13-Jun-19	\$34,385,000	\$33,825,000	3.98	30
1079	Valley Health Team, Inc.	San Joaquin	CLINIC-PC	HERNANDEZ	13-Oct-21	\$15,365,000	\$15,365,000	2.93	30
1047	Viamonte Senior Living	San Francisco	MULTI-CCRC	HADLEY	24-May-18	\$187,230,000	\$132,230,000	4.24	30

Department of Health Care Access and Information
Cal-Mortgage Loan Insurance Division
Insured Loans by Borrower
(sorted by Borrower)
as of June 30, 2022

Loan#	Borrower	Borrower City	Facility Type	Account Manager	Date Loan Insured	Original Insured Amount	Current Principal Balance	Interest Rate	Loan Term
1073	Vocational Visions	Mission Viejo	ADC-DD	LO	19-Nov-20	\$3,200,000	\$3,085,000	1.74	15
1070	West County Health Centers	Guerneville	CLINIC-PC	WENAS	14-Oct-20	\$9,145,000	\$9,145,000	3.03	30
		Number of Facilites		Reserve Amount		Original Insured Amount		Current Principal Balance	
Grand Total:		63		\$89,858,798		\$2,055,910,000		\$1,548,180,135	

**Department of Health Care Access and Information
 Cal-Mortgage Loan Insurance Division
 Letter of Commitment Issued
 as of June 30, 2022**

Loan#	Borrower	City	Facility Type	Letter of Commitment Date	Amount Committed	Loan Type	Account Manager	Investment Banker	Issuer	Commitment Expiration
1084	St. Rose Hospital	Hayward	HOSP	06/01/2022	\$24,500,000	Refinance	Dvorak	City National Bank		09/30/2022
1078	O'Connor Woods Housing Corporation	Stockton	MULTI-OTH	08/02/2021	\$46,500,000	Refinance	Hadley	Cain Brothers	California Public Finance Authority (CalPFA)	10/31/2022
Total Loans: 2			Total Amount Committed: \$71,000,000							

**Department of Health Care Access and Information
 Cal-Mortgage Loan Insurance Division
 Shortfall in Debt Service Reserve Funds (DSRF)
 as of June 30, 2022**

Loan#	Borrower	Required DSRF	DSRF Balance	Shortfall in DSRF	Bondholder P&I Due
1018	California Nevada Methodist Homes	\$2,148,000	\$100,173	\$2,047,827	Jul 1 / Jan
Total Loans: 1			Total Shortfall: \$2,047,827		

Department of Health Care Access and Information
Cal-Mortgage Loan Insurance Division
Estimated HFCLIF Balance
 (Net of Anticipated Recoveries and Obligations)
as of June 30, 2022

HFCLIF BALANCE: \$145,943,846

OBLIGATIONS TO CAL-MORTGAGE: Anticipated Recoveries

Loan#	Borrower	Borrower City	Facility Type	Current Estimate
1080	California Nevada Methodist Homes	Oakland	MULTI-CCRC	\$5,860,056
0973	DIDI Hirsch Psychiatric Service	Culver City	CLINIC-MH	\$4,070,358
0926	Hermandad - Mexicana Nacional Inc.	Los Angeles	CLINIC-PC	\$799,977
Total: Obligations to Cal-Mortgage				\$10,730,390

OBLIGATIONS OF CAL-MORTGAGE: Defaults

Loan#	Borrower	Borrower City	Facility Type	Current Estimate
Total: Obligations of Cal-Mortgage				\$0

ESTIMATED HFCLIF BALANCE: \$156,674,236

Department of Health Care Access and Information
Cal-Mortgage Loan Insurance Division
Description of the Six Exhibits Attached
as of June 30, 2022




Exhibit 1 Insured Loan Amount

Graph of the total dollars insured from June 30, 1990 through June 30, 2022. The Department of Health Care Access and Information is authorized to insure up to \$3 billion dollars. The highest amount insured was \$2,062,303,473 on January 31, 1994. The amount as of June 30, 2022, was \$1,548,180,135.

Exhibit 2 Number of Insured Loans

Graph of the total number of Insured Loans from June 30, 1990 through June 30, 2022. The highest number of Insured Loans was 228 on April 30, 1996. There were 63 Insured Loans as of June 30, 2022.

Exhibit 3 Percentage of Insured Loan Balance by Facility Type

Bar chart comparison of the Insured Loan Balance by the total dollars insured for each facility type as of the following dates: June 30, 2010; June 30, 2015; June 30, 2020; and June 30, 2022.

Exhibit 4 Percentage of Number of Insured Loans by Facility Type

Bar chart comparison of the number of Insured Loans by facility type as of the following dates: June 30, 2010; June 30, 2015; June 30, 2020; and June 30, 2022.

Exhibit 5 Annual Interest Earned on the Health Facility Construction Loan Insurance Fund (HFCLIF)

Chart showing the annual interest earned on the HFCLIF from June 30, 2007 through June 30, 2022. The amount of annual interest earned for the twelve months ending on June 30, 2022 was \$539,283.

Exhibit 6 Cash Balance in the Health Facility Construction Loan Insurance Fund (HFCLIF)

Graph of the cash balance in the HFCLIF from June 30, 1990 through June 30, 2022. The HFCLIF balance as of June 30, 2022 was \$145,943,846.

Exhibit 1

Department of Health Care Access and Information Cal-Mortgage Loan Insurance Division

Insured Loan Amount

June 30, 1990 through June 30, 2022

(Maximum Risk Allowed By State Law is \$3 Billion)

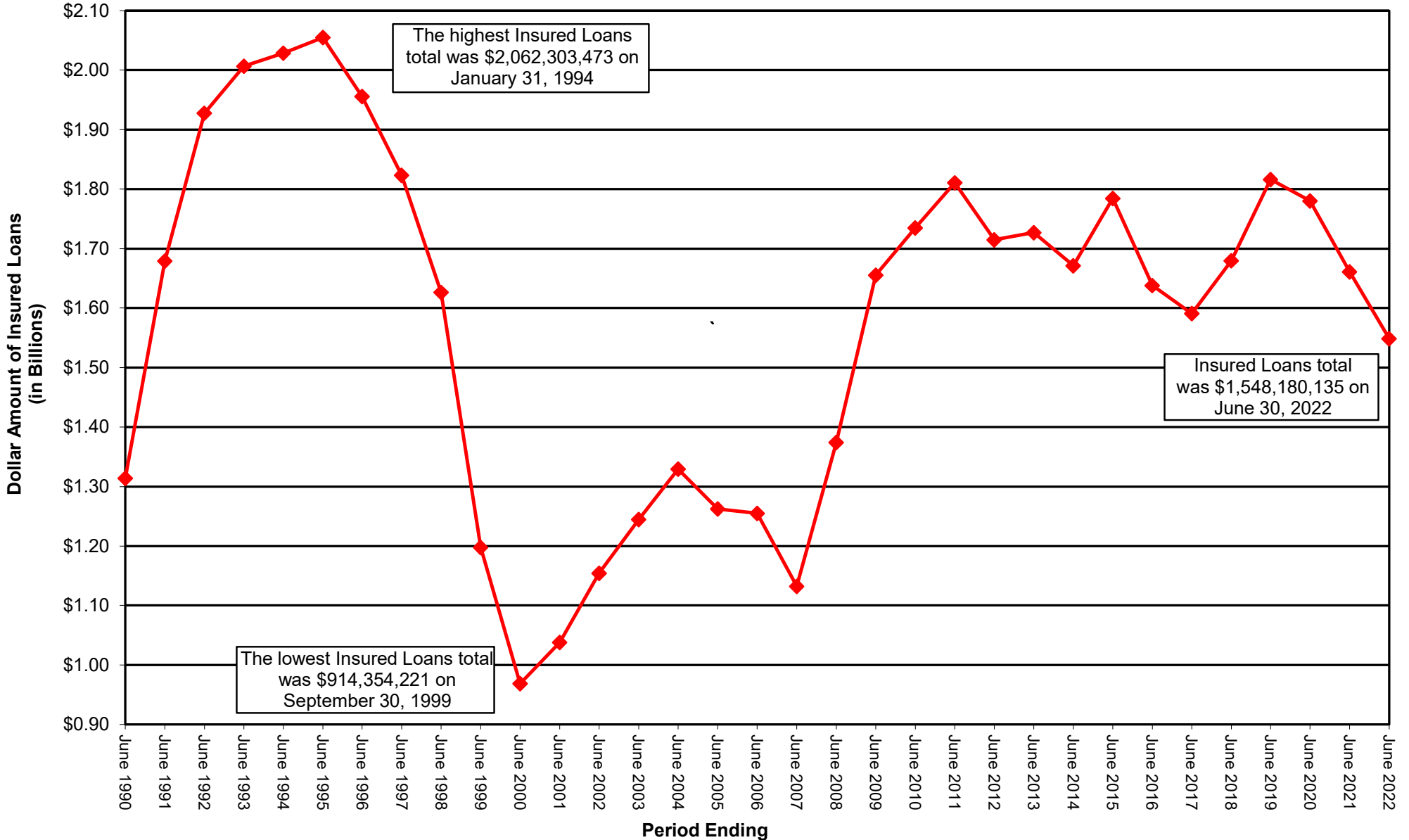


Exhibit 2
Department of Health Care Access and Information
Cal-Mortgage Loan Insurance Division

Number of Insured Loans
June 30, 1990 through June 30, 2022

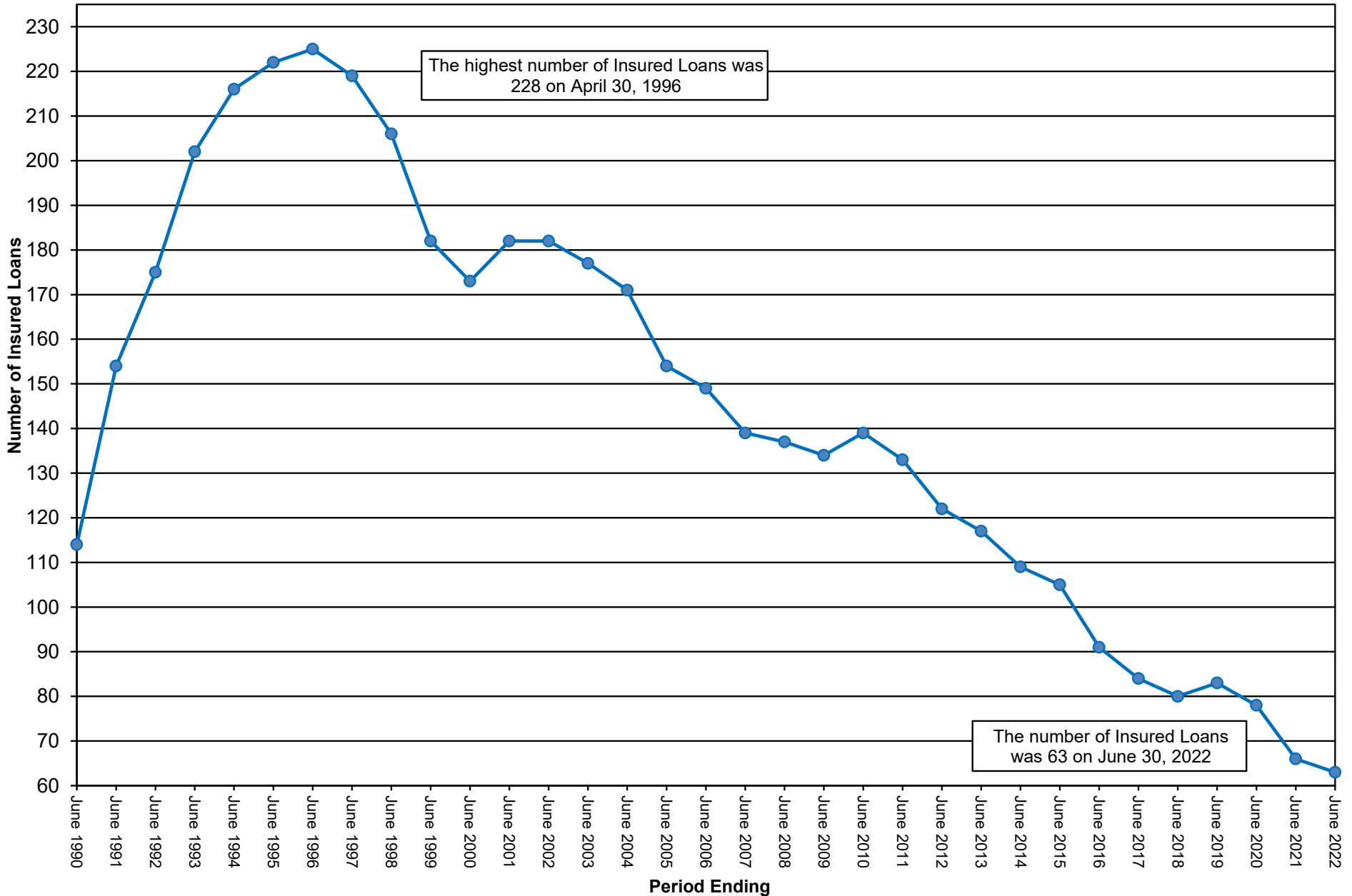


Exhibit 3
Department of Health Care Access and Information
Cal-Mortgage Loan Insurance Division
Percentage of Insured Loan Balance by Facility Type
as of June 30, 2022

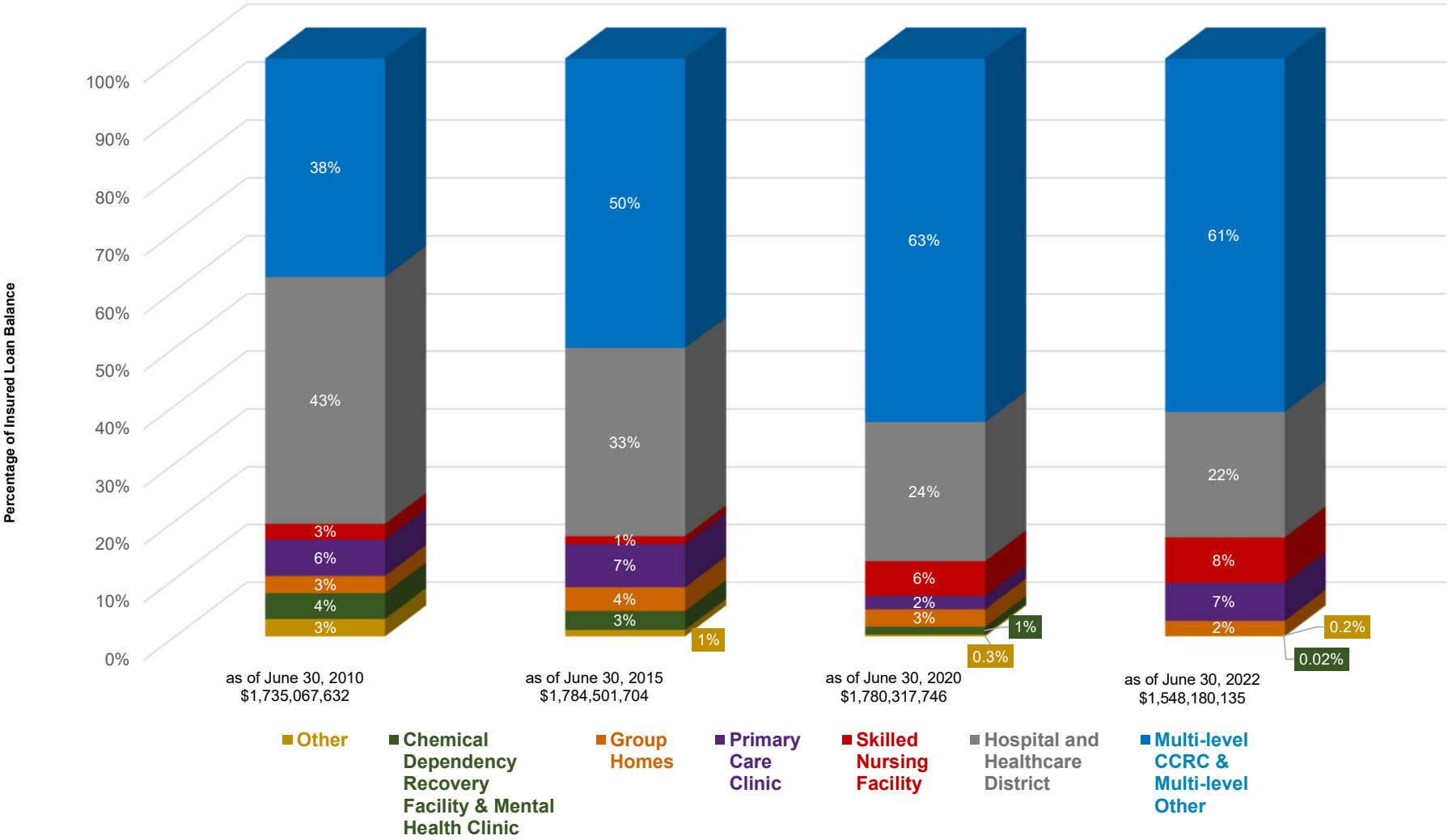


Exhibit 4
Department of Health Care Access and Information
Cal-Mortgage Loan Insurance Division
Percentage of Number of Insured Loans by Facility Type
as of June 30, 2022

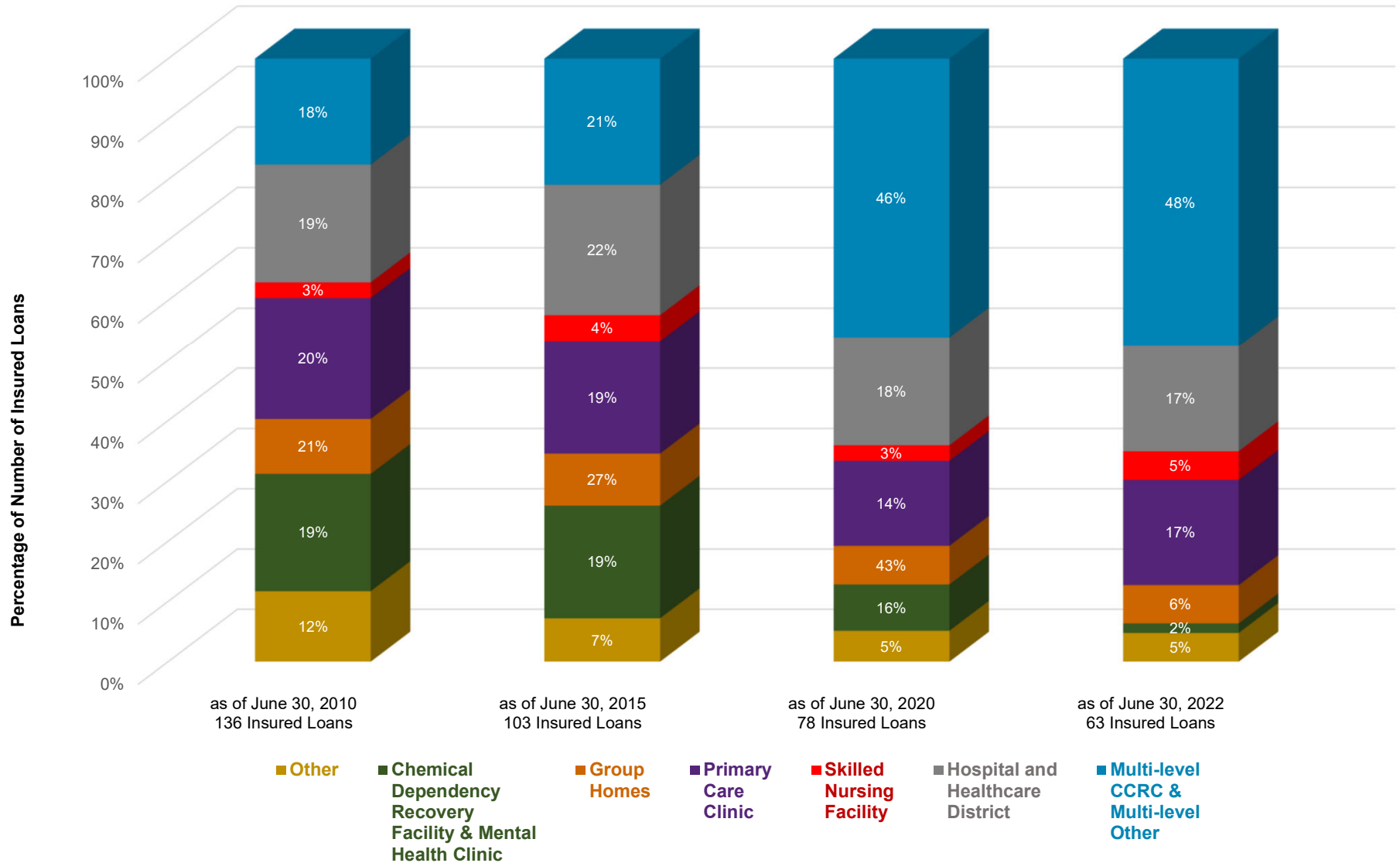


Exhibit 5
Department of Health Care Access and Information
Cal-Mortgage Loan Insurance Division
Annual Interest Earned on the
Health Facility Construction Loan Insurance Fund
June 30, 2007 through June 30, 2022

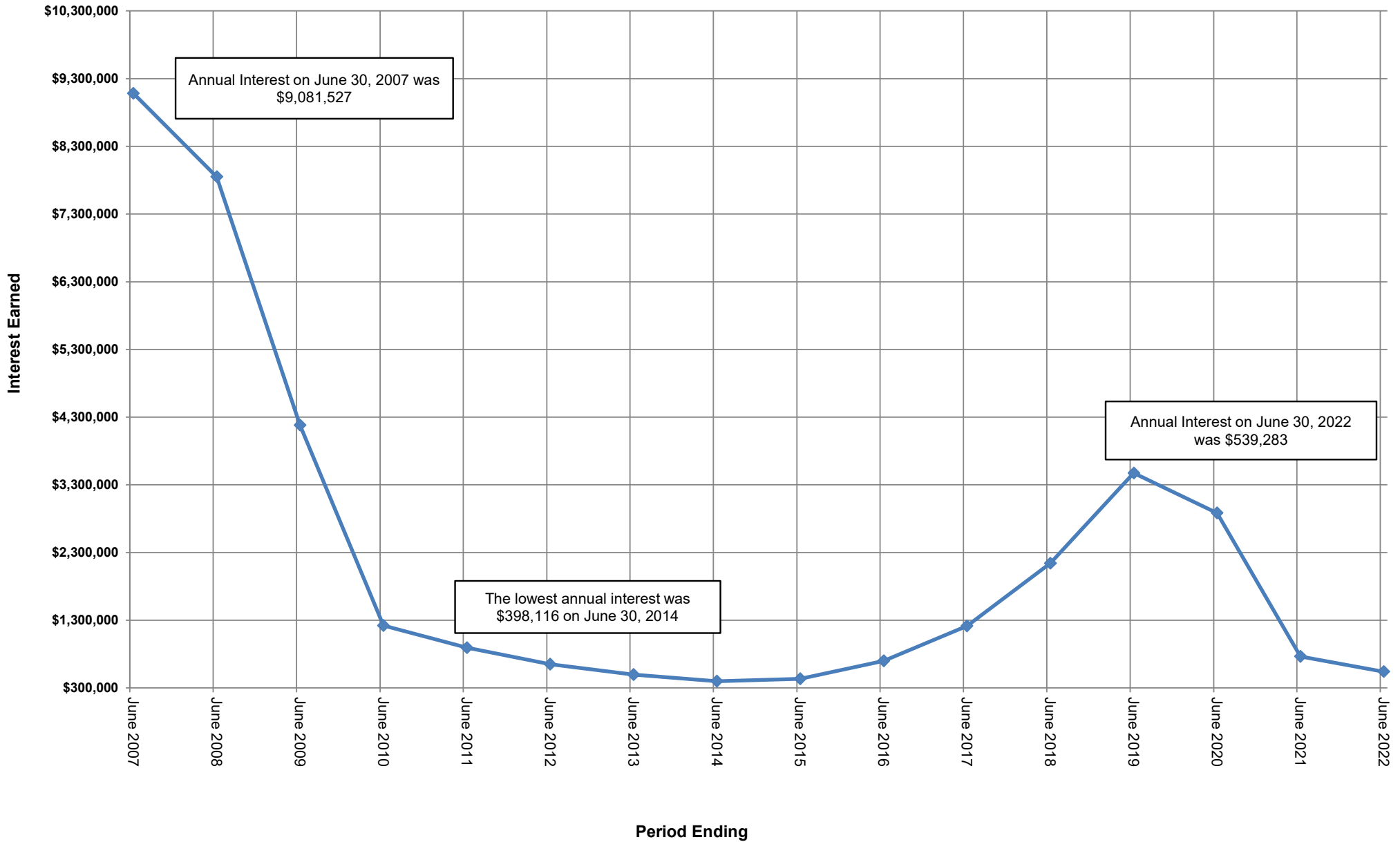


Exhibit 6
Department of Health Care Access and Information
Cal-Mortgage Loan Insurance Division
Cash Balance in the
Health Facility Construction Loan Insurance Fund (HFCLIF)
June 30, 1990 through June 30, 2022

